



US00D815593S

(12) **United States Design Patent** (10) **Patent No.:** **US D815,593 S**
Alves et al. (45) **Date of Patent:** **** Apr. 17, 2018**

(54) **BATTERY PACK WITH MAGNETIC ATTACHMENT**

(71) Applicant: **SCOSCHE INDUSTRIES, INC.**,
Oxnard, CA (US)

(72) Inventors: **Vince Alves**, Oxnard, CA (US); **Jesse Vandiver**, Oak View, CA (US)

(73) Assignee: **Scosche Industries, Inc.**, Oxnard, CA (US)

(**) Term: **15 Years**

(21) Appl. No.: **29/561,988**

(22) Filed: **Apr. 21, 2016**

(51) **LOC (11) Cl.** **13-02**

(52) **U.S. Cl.**
USPC **D13/108**; D13/103

(58) **Field of Classification Search**
USPC D13/102–110, 118–119, 184, 199;
D14/356, 432

CPC Y02E 60/10; Y02E 60/12; Y02E 60/122;
Y02E 60/124; Y02E 60/50; H01M 2/02;
H01M 2/022; H01M 2/0202; H01M
2/0207; H01M 2/0212; H01M 2/1061;
H01M 2/1022; H01M 2/1055; H01M
2/1066; H01M 2/105; H01M 2/20; H01M
2/204; H01M 2/206; H01M 10/44; H01M
10/46; H01M 10/465; H01M 10/482;
H01M 2200/30; H01M 2250/30; H01M
2250/40; H02J 7/00; H02J 7/0003; H02J
7/0011; H02J 7/0013; H02J 7/0054; H02J
7/0055; H02J 7/0057; H02J 2007/0062

See application file for complete search history.

(56) **References Cited**

U.S. PATENT DOCUMENTS

D374,858 S * 10/1996 Chu D13/108
D387,982 S * 12/1997 Kaplan D9/418

D677,228 S * 3/2013 Miyoshi D13/180
8,462,460 B1 * 6/2013 Szeremeta G11B 33/025
360/97.19
D703,719 S * 4/2014 Boyle D16/237
D715,219 S * 10/2014 Cypress D13/103
D734,179 S * 7/2015 Golden D10/50
D739,708 S * 9/2015 McSweyn D8/349

(Continued)

FOREIGN PATENT DOCUMENTS

CN 203193688 U 9/2013
JP 2000231910 A 8/2000

OTHER PUBLICATIONS

Shankland, Stephen; "Magnetic Nanoport Links Phones to Accessories, Cars, Each Other" (www.cnet.com/news/magnetic-nanoport-links-phones-to-accessories-in-cars-each-other/); Jan. 7, 2014.

(Continued)

Primary Examiner — Rosemary K Tarcza
Assistant Examiner — Nathaniel D. Buckner
(74) *Attorney, Agent, or Firm* — Stetina Brunda Garred & Brucker

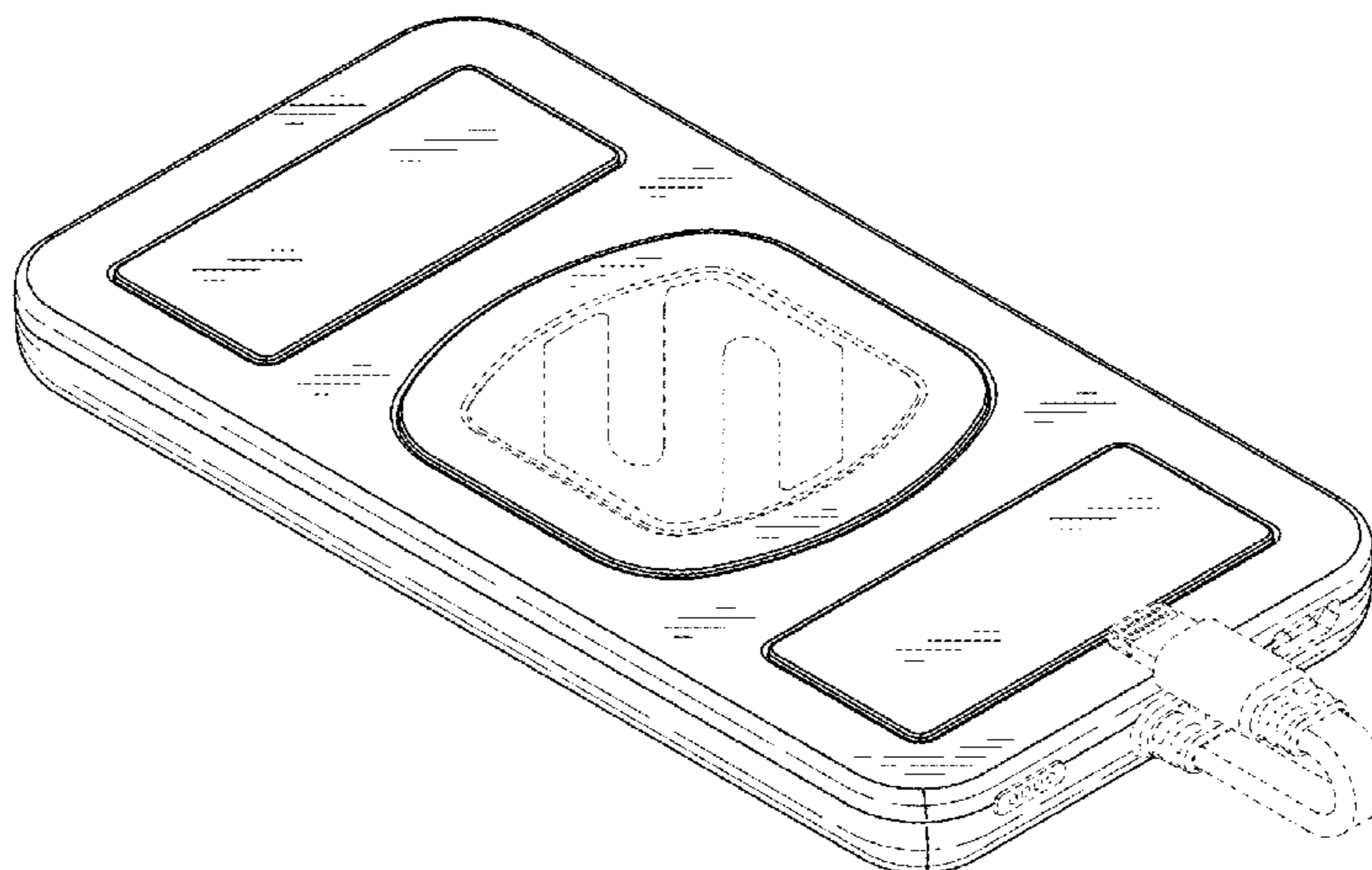
(57) **CLAIM**

The ornamental design for a battery pack with magnetic attachment, as shown and described.

DESCRIPTION

FIG. 1 is a front perspective view showing a battery pack with magnetic attachment showing our new design;
FIG. 2 is a front view thereof;
FIG. 3 is a left side view thereof;
FIG. 4 is a rear view thereof;
FIG. 5 is a bottom view thereof;
FIG. 6 is a top view thereof; and,
FIG. 7 is a right side view thereof.
The broken lines in the figures represent portions of the article which form no part of the claim.

1 Claim, 3 Drawing Sheets



(56)

References Cited

U.S. PATENT DOCUMENTS

D766,179 S * 9/2016 Polk D13/108
 D770,973 S * 11/2016 Toth D13/107
 D786,191 S * 5/2017 McSweyn D13/103
 D793,958 S * 8/2017 Rautiainen D13/108
 D800,379 S * 10/2017 Fang D27/139
 2010/0324705 A1* 12/2010 Vandiver G11B 19/025
 700/94
 2011/0192857 A1 8/2011 Rothbaum et al.
 2011/0254022 A1* 10/2011 Sasano H01L 25/0753
 257/88
 2012/0295451 A1 11/2012 Hyun-Jun et al.
 2013/0043827 A1 2/2013 Weinstein et al.
 2014/0357094 A1 12/2014 Kim
 2015/0207351 A1 7/2015 Hamburgers et al.
 2015/0288205 A1 10/2015 Weinstein et al.
 2016/0013674 A1* 1/2016 Liang H02J 7/0045
 320/108

2016/0105050 A1* 4/2016 Chan H02J 7/0044
 320/114
 2017/0099373 A1* 4/2017 Hu H04M 1/7253
 2017/0110913 A1* 4/2017 Shin H02J 50/80
 2017/0179447 A1* 6/2017 Charette H01M 2/1022
 2017/0272113 A1* 9/2017 Evans, V et al. . H04M 1/72527
 2017/0279161 A1* 9/2017 Kamikawa H01M 10/425
 2017/0300093 A1* 10/2017 Hamann G06F 1/189

OTHER PUBLICATIONS

Reed, Brad; Clever Smartphone Case Offers an Ingenious Way to Charge Your Phone on the Go (www.bgr.com/2014/06/20/best-smartphone-accessories-zolo/); Jun. 20, 2014.
 Newman, James; Logitech Case+ Review: Brilliant iPhone Cse Concept, Flawed Execution (www.time.com/98112/Logitech-case-plus-review/); May 13, 2014.

* cited by examiner

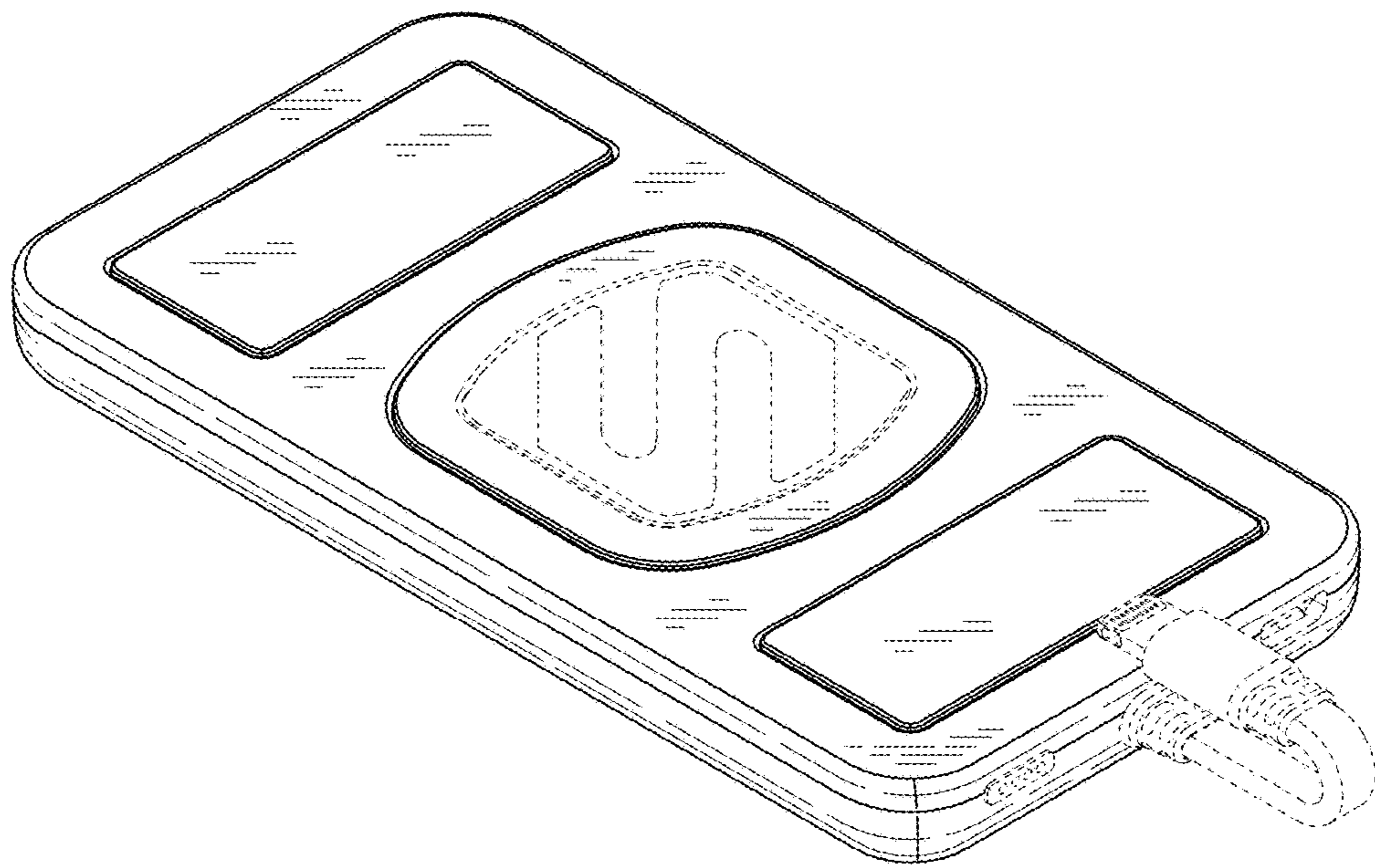


FIG. 1

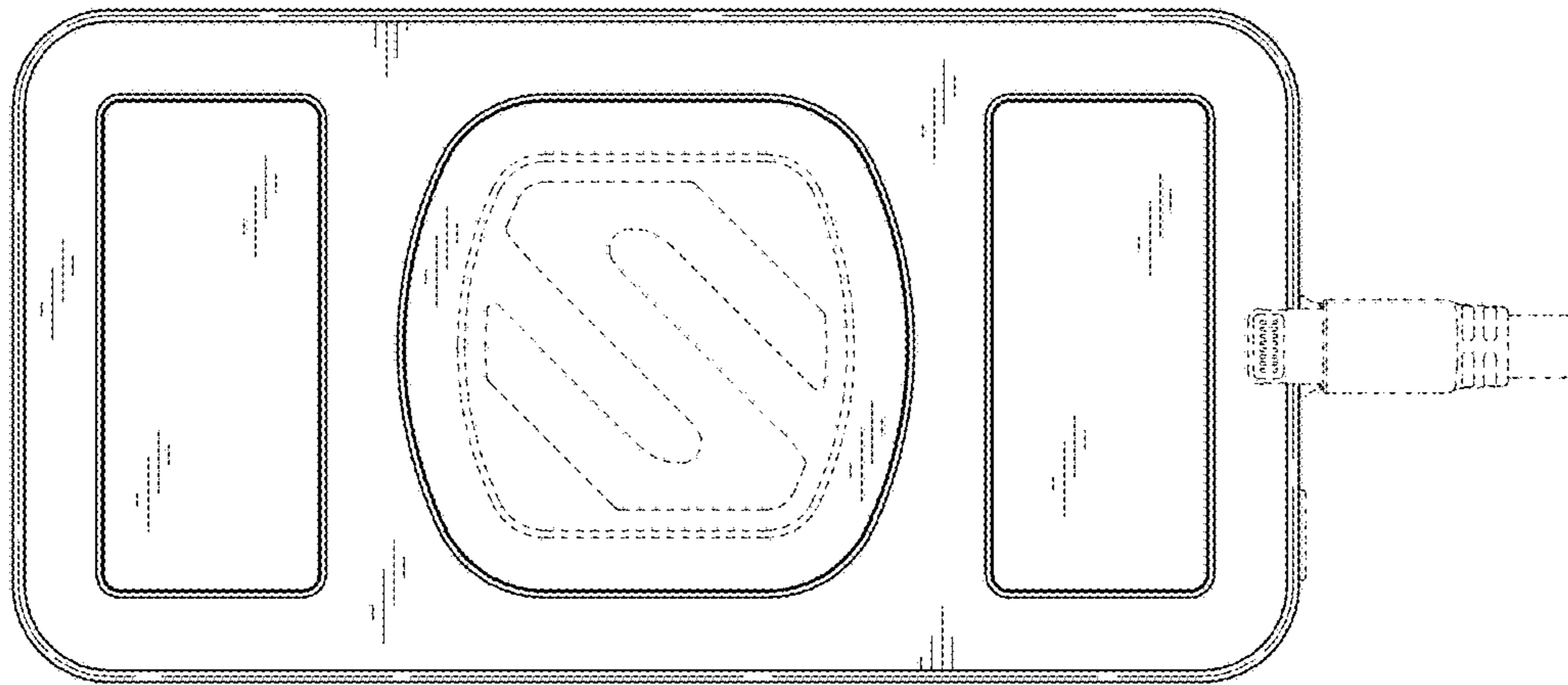


FIG. 2




FIG. 3




FIG. 4

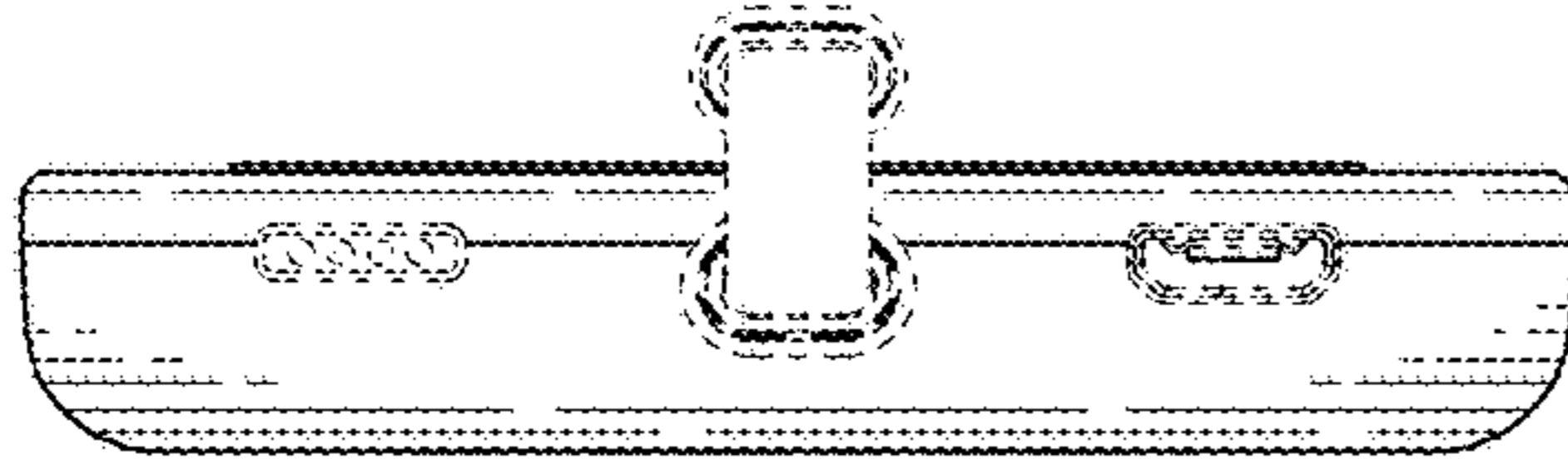


FIG. 5

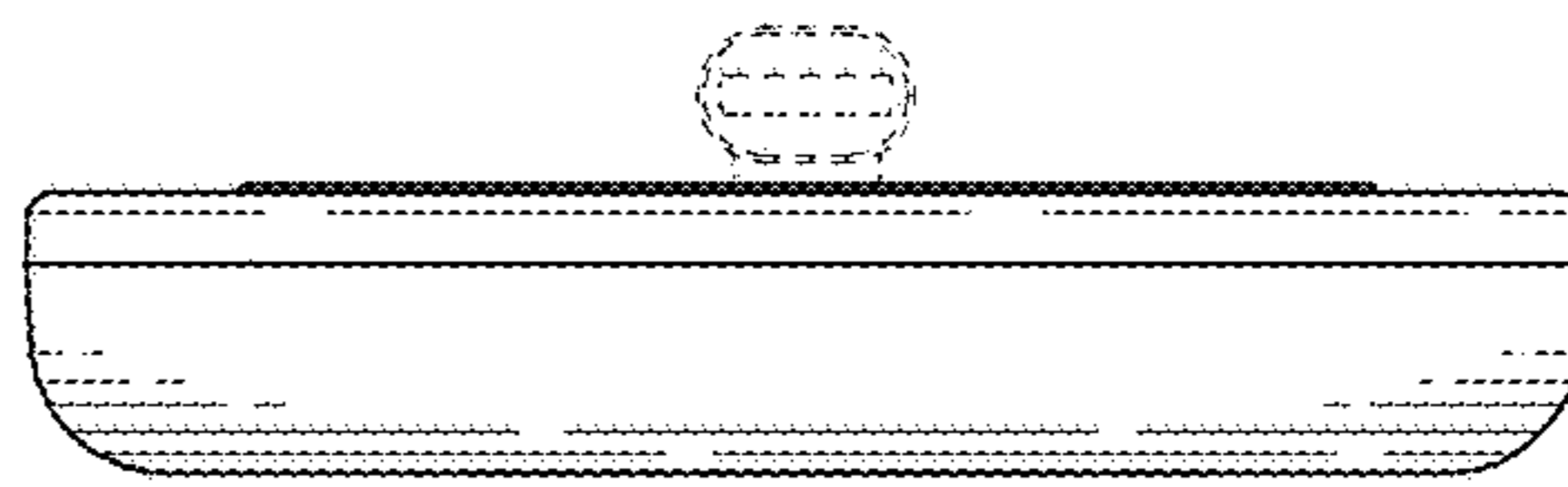


FIG. 6




FIG. 7