



US00D815588S

(12) **United States Design Patent** (10) **Patent No.:** **US D815,588 S**  
**Djabour et al.** (45) **Date of Patent:** **\*\* Apr. 17, 2018**

- (54) **TIRE TREAD** D278,806 S \* 5/1985 Lawrence ..... D12/587
- (71) Applicants: **COMPAGNIE GENERALE DES** D281,238 S \* 11/1985 Hinrichsen ..... D12/587  
**ETABLISSEMENTS MICHELIN,** 4,574,857 A \* 3/1986 Beeghly ..... B60C 11/0306  
Clermont-Ferrand (FR); **Michelin** 152/209.13  
**Recherche et Technique S.A.,** D284,649 S \* 7/1986 Kwee ..... D12/587  
Granges-Paccot (CH) D481,668 S \* 11/2003 Hanna ..... D12/579  
D606,005 S 12/2009 Cemy  
D606,484 S 12/2009 Vandaele et al.  
D628,954 S \* 12/2010 Shan ..... D12/583  
D636,722 S 4/2011 Davidson et al.  
D649,927 S 12/2011 Cerny  
D672,078 S 12/2012 Min-Jet Lui et al.  
D721,032 S 1/2015 Cambon et al.  
D729,726 S 5/2015 Shimizu et al.
- (72) Inventors: **Walid Djabour,** Clermont-Ferrand  
(FR); **Alain Durand,** Clermont-Ferrand  
(FR); **Jean Luc Rieu,** Clermont-Ferrand  
(FR)

(Continued)

- (73) Assignees: **Compagnie Generale des**  
**Etablissements Michelin** (FR);  
**Michelin Recherche et Technique S.A.**  
(CH)

*Primary Examiner* — Robert M. Spear  
(74) *Attorney, Agent, or Firm* — Dickinson Wright PLLC

(\*\*) Term: **15 Years**

(57) **CLAIM**

The ornamental design for a tire tread, as shown and described.

(21) Appl. No.: **29/588,068**

(22) Filed: **Dec. 17, 2016**

**DESCRIPTION**

(30) **Foreign Application Priority Data**

Jun. 17, 2016 (FR) ..... 16/3196

(51) **LOC (11) Cl.** ..... **12-15**

(52) **U.S. Cl.**  
USPC ..... **D12/587; D12/579**

(58) **Field of Classification Search**  
USPC ..... D12/552, 579, 587  
See application file for complete search history.

FIG. 1 is a perspective view of the tire tread of our design; FIG. 2 is a front elevation view of the tire tread of our design;

FIG. 3 is a side elevation view of the tire tread of our design; FIG. 4 is a side elevation view of the tire tread of our design, taken from the opposite side of that shown in FIG. 3; and, FIG. 5 is an enlarged, partial view of the tire tread of FIG. 1, as indicated by the break lines.

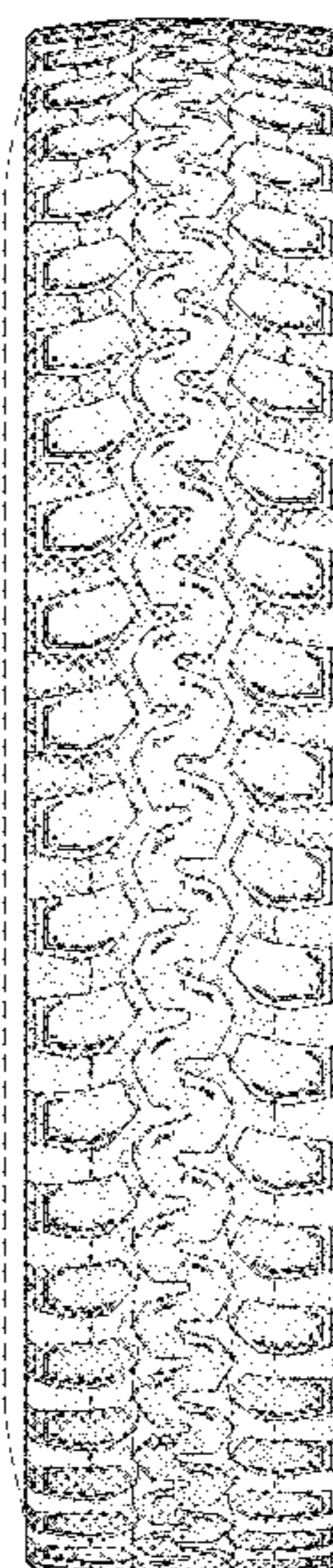
In the drawings, the broken lines defining the sidewall and inner bead depict environmental subject matter that forms no part of the claimed design. The dash-dot-dot-dash line defines the peripheral boundary between the claimed tire tread and the unclaimed sidewall. The tread pattern repeats uniformly throughout the circumference of the tire.

(56) **References Cited**

**U.S. PATENT DOCUMENTS**

D212,271 S \* 9/1968 Duncan ..... D12/587  
D261,256 S \* 10/1981 Yamazaki ..... D12/587

**1 Claim, 5 Drawing Sheets**



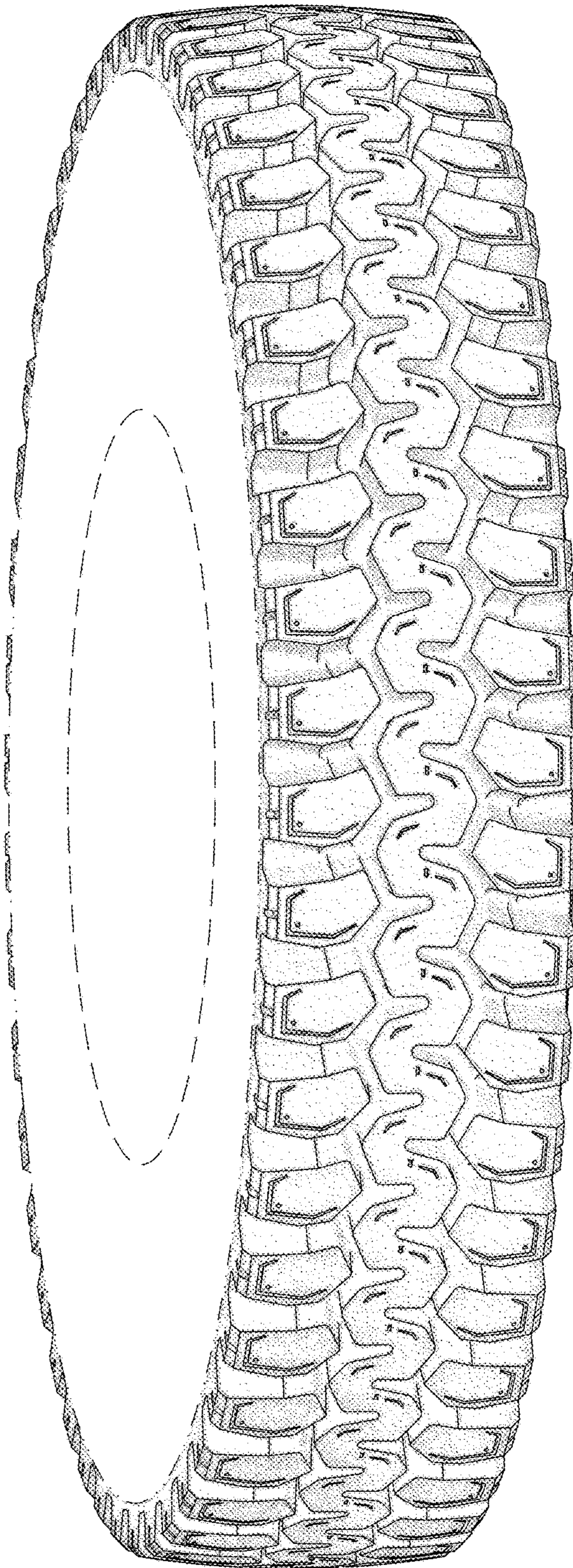
(56)

**References Cited**

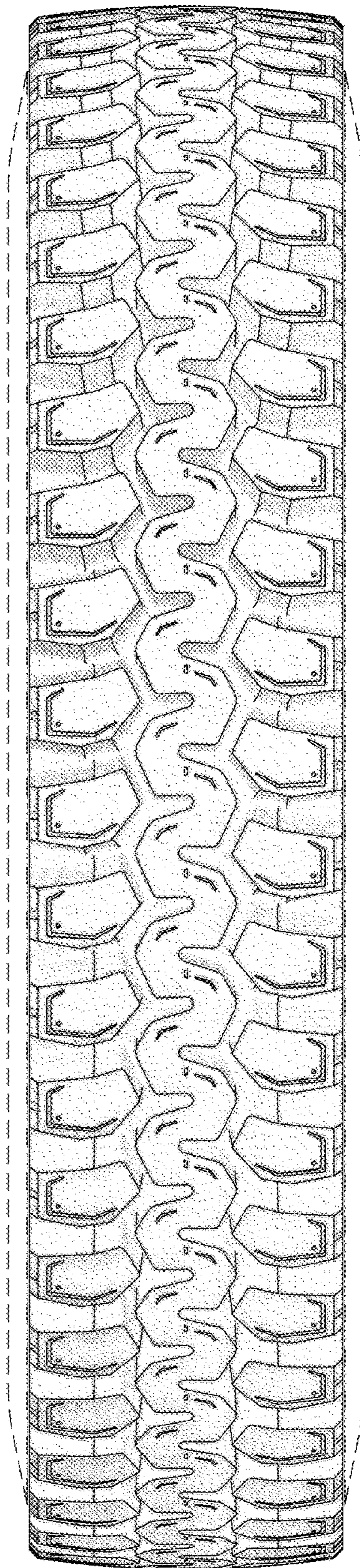
U.S. PATENT DOCUMENTS

D741,786 S	10/2015	Koog	
D758,296 S	6/2016	Oraison et al.	
D761,191 S *	7/2016	Krier .....	D12/587
D778,228 S	2/2017	Oraison et al.	
D781,779 S *	3/2017	Anderson .....	D12/579
D784,248 S *	4/2017	Wang .....	D12/587
D789,283 S *	6/2017	Song .....	D12/579


\* cited by examiner




**FIG. 1**



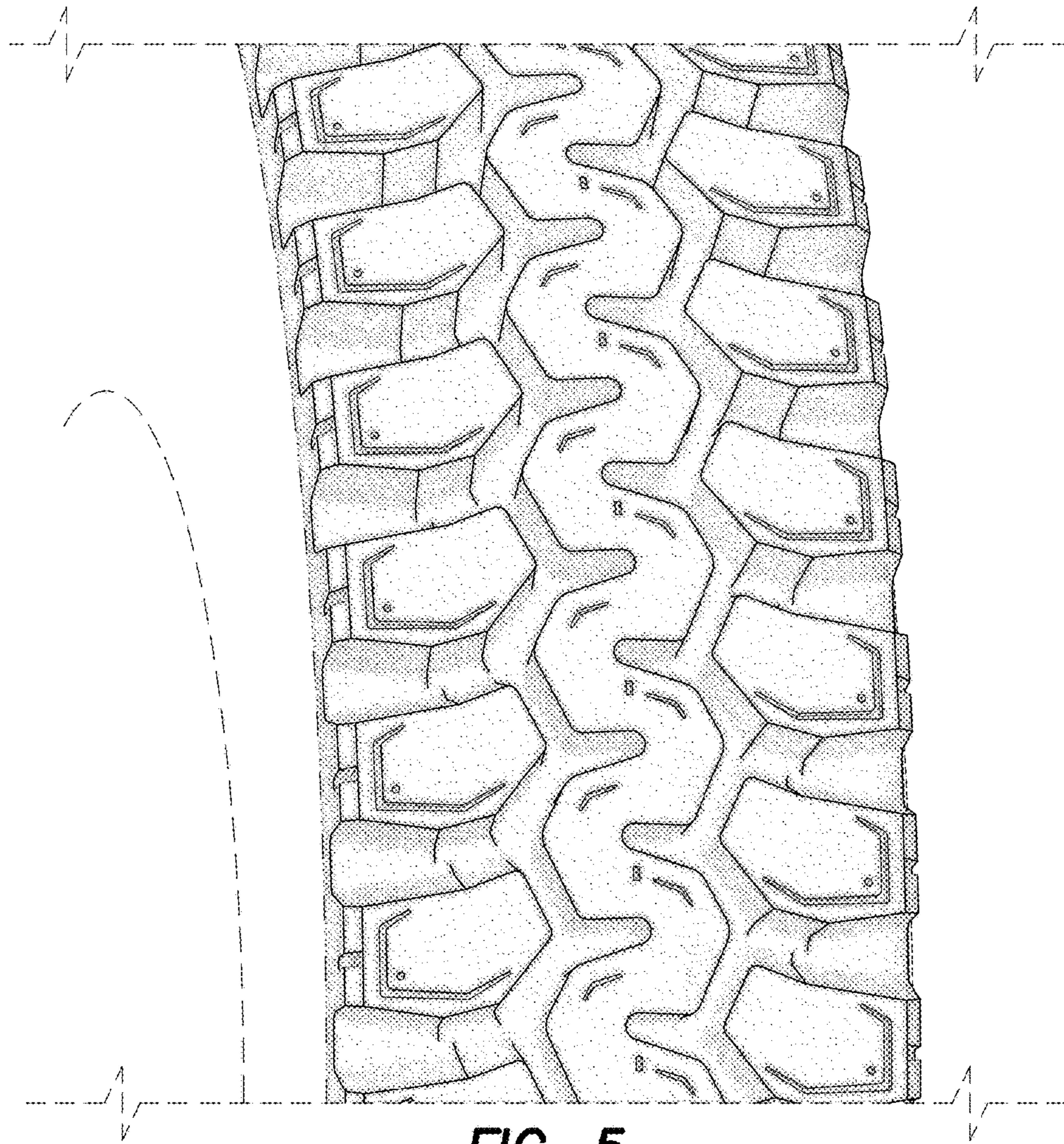
**FIG. 2**



**FIG. 3**



**FIG. 4**



**FIG. 5**