



US00D815578S

(12) **United States Design Patent** (10) **Patent No.:** **US D815,578 S**  
**Zhao** (45) **Date of Patent:** **\*\* Apr. 17, 2018**

(54) **AUTOMOBILE WHEEL**  
(71) Applicant: **WAH HUNG GROUP INC.**, Monterey Park, CA (US)  
(72) Inventor: **John Zhao**, Monterey Park, CA (US)  
(73) Assignee: **Wah Hung Group Inc.**, Monterey park, CA (US)  
(\*\*) Term: **15 Years**  
(21) Appl. No.: **29/554,465**  
(22) Filed: **Feb. 11, 2016**  
(51) **LOC (11) Cl.** ..... **12-16**  
(52) **U.S. Cl.**  
USPC ..... **D12/211**  
(58) **Field of Classification Search**  
USPC ..... D12/204–213  
CPC .... B60B 7/00; B60B 7/02; B60B 7/04; B60B 7/01; B60B 7/06; B60B 3/02; B60B 3/04; B60B 3/06; B60B 3/10; B60B 1/00; B60B 1/08; B60B 1/10; B60B 1/12  
See application file for complete search history.

D726,621 S 4/2015 Alfonso  
D731,385 S \* 6/2015 Chung ..... D12/209  
D744,930 S \* 12/2015 Chung ..... D12/211

**OTHER PUBLICATIONS**

Search Results-for IN/ernie and IN/alfonso on Dec. 21 2014.  
Search results of IN/john and TTL/wheel and IN/zhao on Feb. 10, 2016.  
U.S. Appl. No. 29/508,262, Ernie Alfonso, filed Nov. 4, 2014.  
U.S. Appl. No. 29/508,266, Ernie Alfonso, filed Nov. 4, 2014.  
U.S. Appl. No. 29/508,268, Ernie Alfonso, filed Nov. 4, 2014.  
U.S. Appl. No. 29/508,269, Ernie Alfonso, filed Nov. 4, 2014.  
U.S. Appl. No. 29/508,270, Ernie Alfonso, filed Nov. 4, 2014.  
U.S. Appl. No. 29/508,271, Ernie Alfonso, filed Nov. 4, 2014.  
U.S. Appl. No. 29/544,270, filed Nov. 2, 2015, Ernie Alfonso.  
U.S. Appl. No. 29/544,262, filed Nov. 2, 2015, Ernie Alfonso.  
U.S. Appl. No. 29/544,267, filed Nov. 2, 2015, Ernie Alfonso.  
U.S. Appl. No. 29/544,268, filed Nov. 2, 2015, Ernie Alfonso.  
U.S. Appl. No. 29/544,272, filed Nov. 2, 2015, Ernie Alfonso.

\* cited by examiner

*Primary Examiner* — George D Kirschbaum  
(74) *Attorney, Agent, or Firm* — Payam Moradian

(56) **References Cited**

**U.S. PATENT DOCUMENTS**

D414,454 S \* 9/1999 Chung ..... D12/211  
D457,119 S \* 5/2002 Braun ..... D12/211  
D504,382 S \* 4/2005 Elmitt ..... D12/211  
D532,356 S \* 11/2006 Bernoni ..... D12/211  
D618,155 S \* 6/2010 Zhao ..... D12/211  
D620,425 S \* 7/2010 Zhao ..... D12/211  
D623,116 S \* 9/2010 Zhao ..... D12/211  
D655,231 S \* 3/2012 Zhao ..... D12/209  
D656,445 S \* 3/2012 Lee ..... D12/209  
D657,297 S \* 4/2012 Johnson ..... D12/211  
D659,066 S \* 5/2012 Johnson ..... D12/209  
D684,915 S \* 6/2013 Zhao ..... D12/211  
D695,196 S \* 12/2013 Zane ..... D12/211  
D695,671 S \* 12/2013 Chung ..... D12/211  
D715,721 S \* 10/2014 Chung ..... D12/211


(57) **CLAIM**


I claim the ornamental design for an automobile wheel, as shown and described.

**DESCRIPTION**

FIG. 1 is a front, view of an automobile wheel, showing my new design  
FIG. 2 is a perspective view thereof;  
FIG. 3 is a front view of a second embodiment of an automobile wheel, showing my new design; and,  
FIG. 4 is a front view of FIG. 3.  
The broken line showing of the rear of the rim is included for the purpose of illustrating environmental subject matter and forms no part of the claimed design.

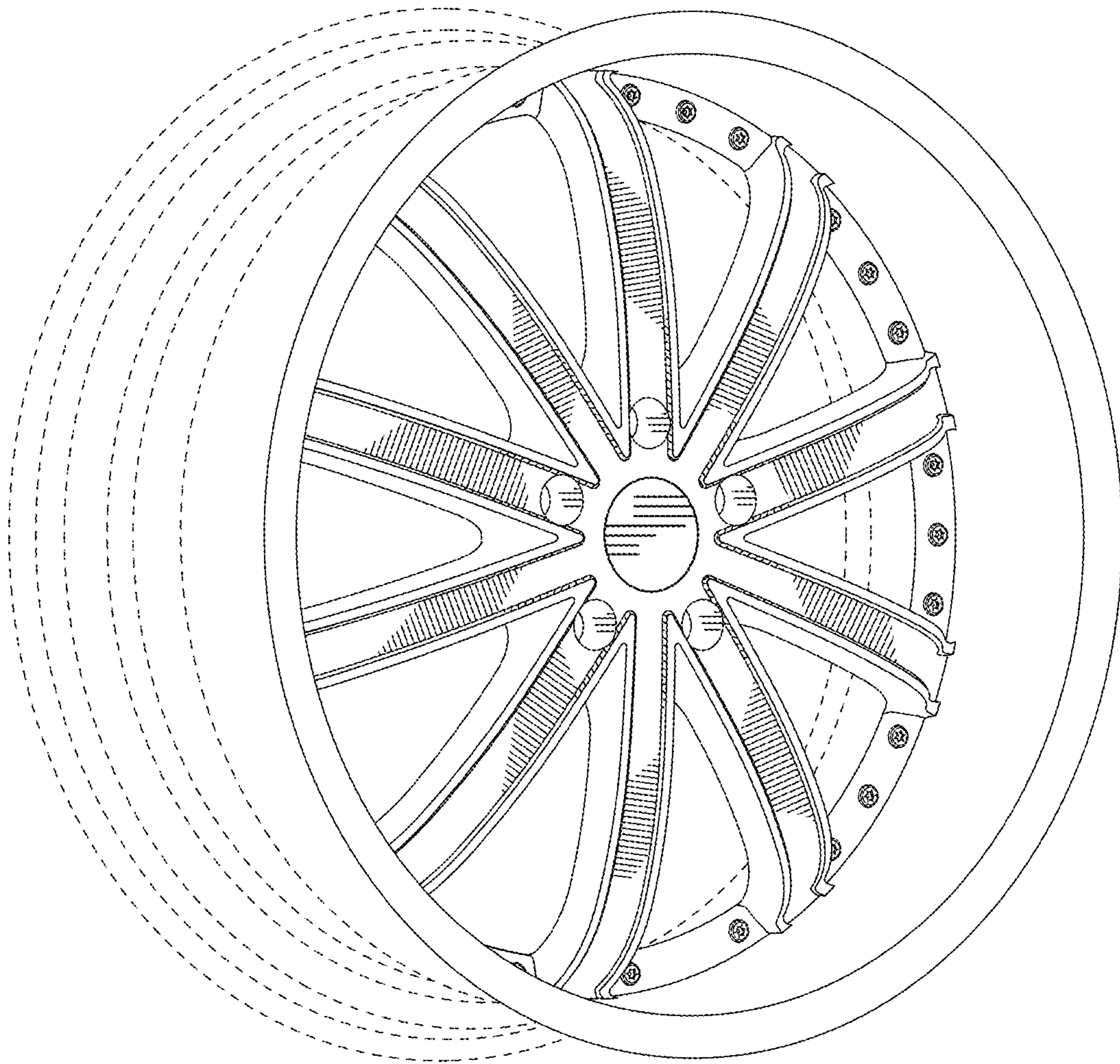
**1 Claim, 4 Drawing Sheets**






**FIG. 1**





**FIG. 2**



**FIG. 3**



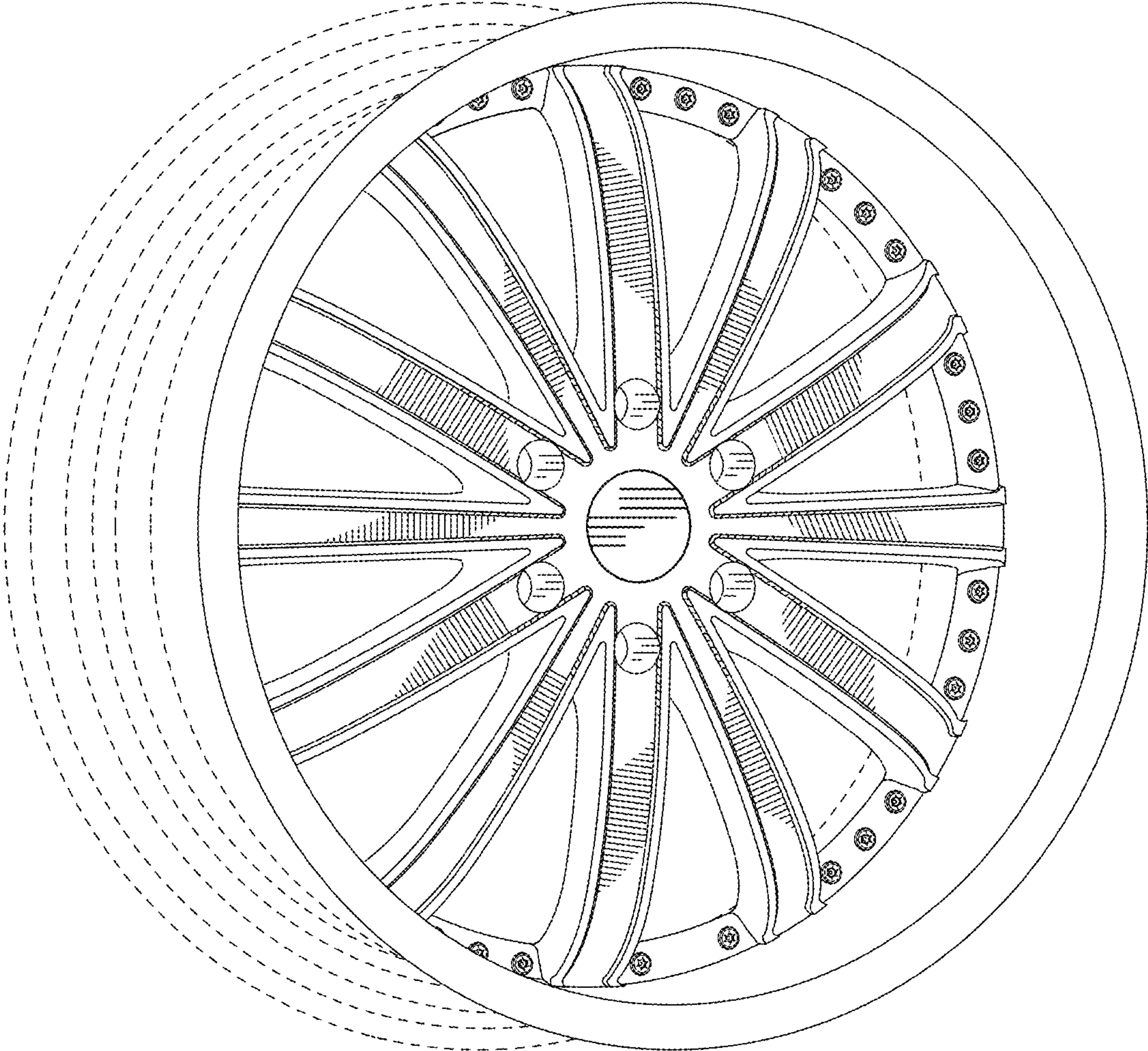


FIG. 4