



US00D815576S

(12) **United States Design Patent**
Chiang

(10) **Patent No.:** **US D815,576 S**

(45) **Date of Patent:** **** Apr. 17, 2018**

(54) **MIRROR FOR VEHICLE**

(71) Applicant: **Volvo Lastvagnar AB**, Göteborg (SE)

(72) Inventor: **Sid Chiang**, Greensboro, NC (US)

(73) Assignee: **Volvo Lastvagnar AB**, Gothenburg (SE)

(**) Term: **15 Years**

(21) Appl. No.: **29/593,301**

(22) Filed: **Feb. 8, 2017**

(51) **LOC (11) Cl.** **12-16**

(52) **U.S. Cl.**
USPC **D12/187**

(58) **Field of Classification Search**
USPC D12/187, 188, 189; D6/300, 309
CPC B60R 1/08; B60R 1/081; B60R 1/082; B60R
1/074; B60R 1/076; B60R 1/78; B60R
1/0605; B60R 1/0617; G02B 5/08; G02B
7/18; G02B 7/182
See application file for complete search history.

(56) **References Cited**

U.S. PATENT DOCUMENTS

D387,317 S *	12/1997	Lang	D12/187
5,798,882 A *	8/1998	Lang	B60R 1/0605 248/479
D431,219 S *	9/2000	Englander	D12/187
D462,305 S *	9/2002	Abalos	D12/187
D578,942 S *	10/2008	Courbon	D12/187
D597,007 S *	7/2009	Ferman	D12/187
D610,060 S *	2/2010	Meier	D12/187
D610,513 S *	2/2010	Meier	D12/187
D686,126 S *	7/2013	Balicki	D12/187
D727,812 S *	4/2015	Hanson	D12/187

D800,038 S *	10/2017	Ferman	D12/187
2005/0219722 A1 *	10/2005	Watrous	B60R 1/0617 359/841
2006/0285234 A1 *	12/2006	Courbon	B60R 1/0605 359/872

OTHER PUBLICATIONS

Images of Mack CXU Pinnacle Truck, released 2006, 2 pages.

* cited by examiner

Primary Examiner — Karen S Acker

Assistant Examiner — Jerry Shiuan-Hua Hsu

(74) *Attorney, Agent, or Firm* — Tucker Ellis LLP

(57) **CLAIM**

The ornamental design for a mirror for vehicle, as shown and described.

DESCRIPTION

FIG. 1 is a perspective view of a mirror for vehicle showing my new design.

FIG. 2 is a front view thereof.

FIG. 3 is a rear view thereof.

FIG. 4 is a left side view thereof.

FIG. 5 is a right side view thereof.

FIG. 6 is a top view thereof.

FIG. 7 is a bottom view thereof.

FIG. 8 is a perspective view of the mirror for vehicle of FIG. 1, shown without mounting arms.

FIG. 9 is a front view thereof.

FIG. 10 is a rear view thereof.

FIG. 11 is a left side view thereof.

FIG. 12 is a right side view thereof.

FIG. 13 is a top view thereof; and,

FIG. 14 is a bottom view thereof.

The broken lines illustrate portions of the mirror for vehicle that form no part of the claimed design.

1 Claim, 13 Drawing Sheets






FIG. 1




FIG. 2




FIG. 3



FIG. 4

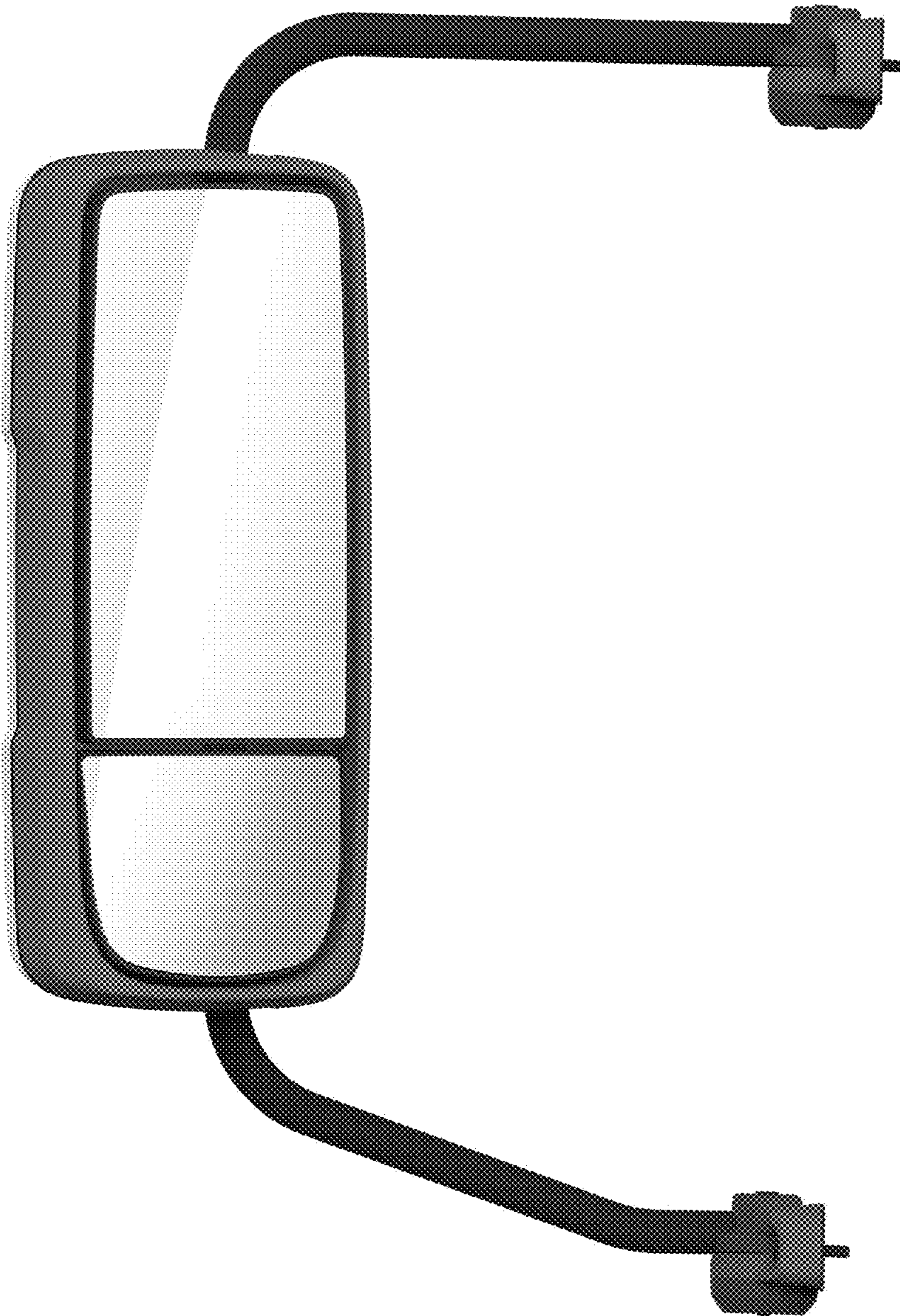


FIG. 5

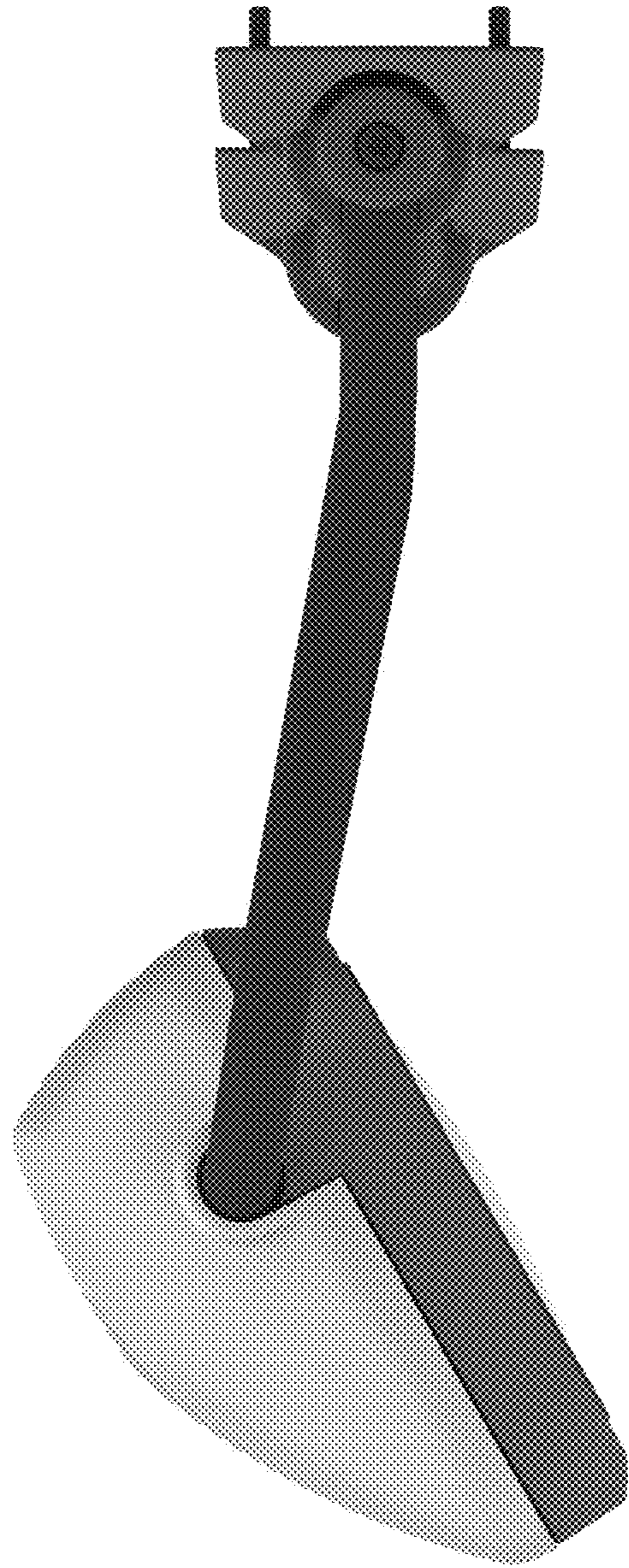


FIG. 6




FIG. 7




FIG. 8




FIG. 9




FIG. 10




FIG. 11




FIG. 12




FIG. 13

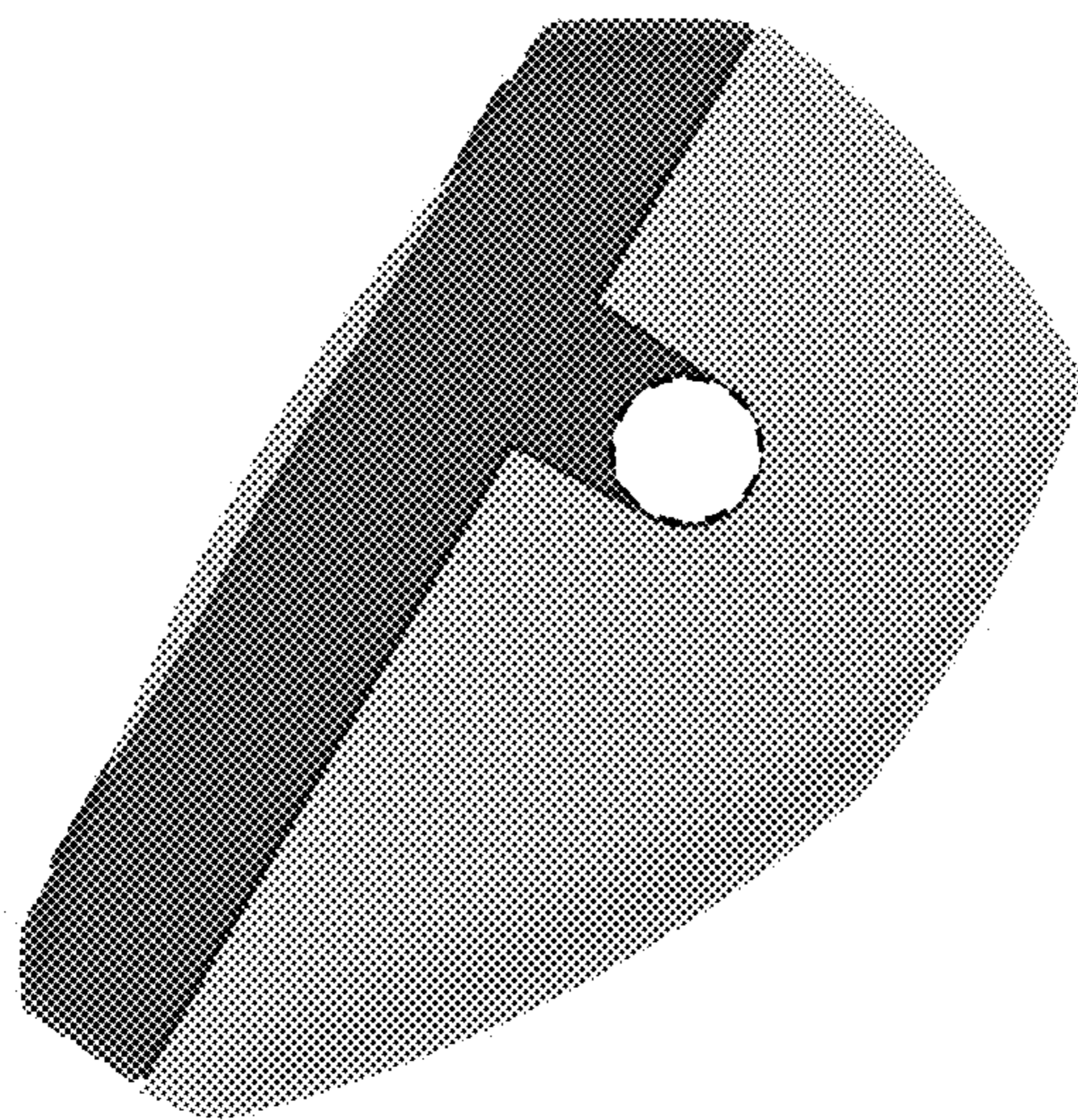


FIG. 14