

US00D815563S

(12) **United States Design Patent** (10) **Patent No.:** **US D815,563 S**
Ohgaku (45) **Date of Patent:** **** Apr. 17, 2018**

(54) **ZIPPER PULL**

(71) Applicant: **YKK CORPORATION**, Tokyo (JP)

(72) Inventor: **Miyuki Ohgaku**, Shanghai (CN)

(73) Assignee: **YKK CORPORATION**, Izumi-Cho, Chiyoda-Ku, Tokyo (JP)

(**) Term: **15 Years**

(21) Appl. No.: **29/595,601**

(22) Filed: **Feb. 28, 2017**

(30) **Foreign Application Priority Data**

Aug. 31, 2016 (CN) 2016 3 0453836

(51) **LOC (11) Cl.** **11-01**

(52) **U.S. Cl.**
USPC **D11/221**

(58) **Field of Classification Search**

USPC D11/200, 201, 221; 24/381–383,
24/385–387, 414–431, 4, 412; D2/641;
294/3.6

CPC A44B 19/00; A44B 19/02; A44B 19/04;
A44B 19/10; A44B 19/24; A44B 19/26;
A44B 19/30; A44B 19/06

See application file for complete search history.

(56) **References Cited**

U.S. PATENT DOCUMENTS

D444,417 S * 7/2001 Yoneoka D11/221
D556,633 S * 12/2007 Lobel D11/221

D559,147 S * 1/2008 Yang D11/221
D610,486 S * 2/2010 Yoshie D11/221
D672,282 S * 12/2012 Phillips D11/221
D676,357 S * 2/2013 Phillips D11/221
D693,735 S * 11/2013 Sung D11/221
D754,029 S * 4/2016 Wierenga D11/221

* cited by examiner

Primary Examiner — Ralf T Seifert

(74) *Attorney, Agent, or Firm* — Global IP Services;
Tianhua Gu

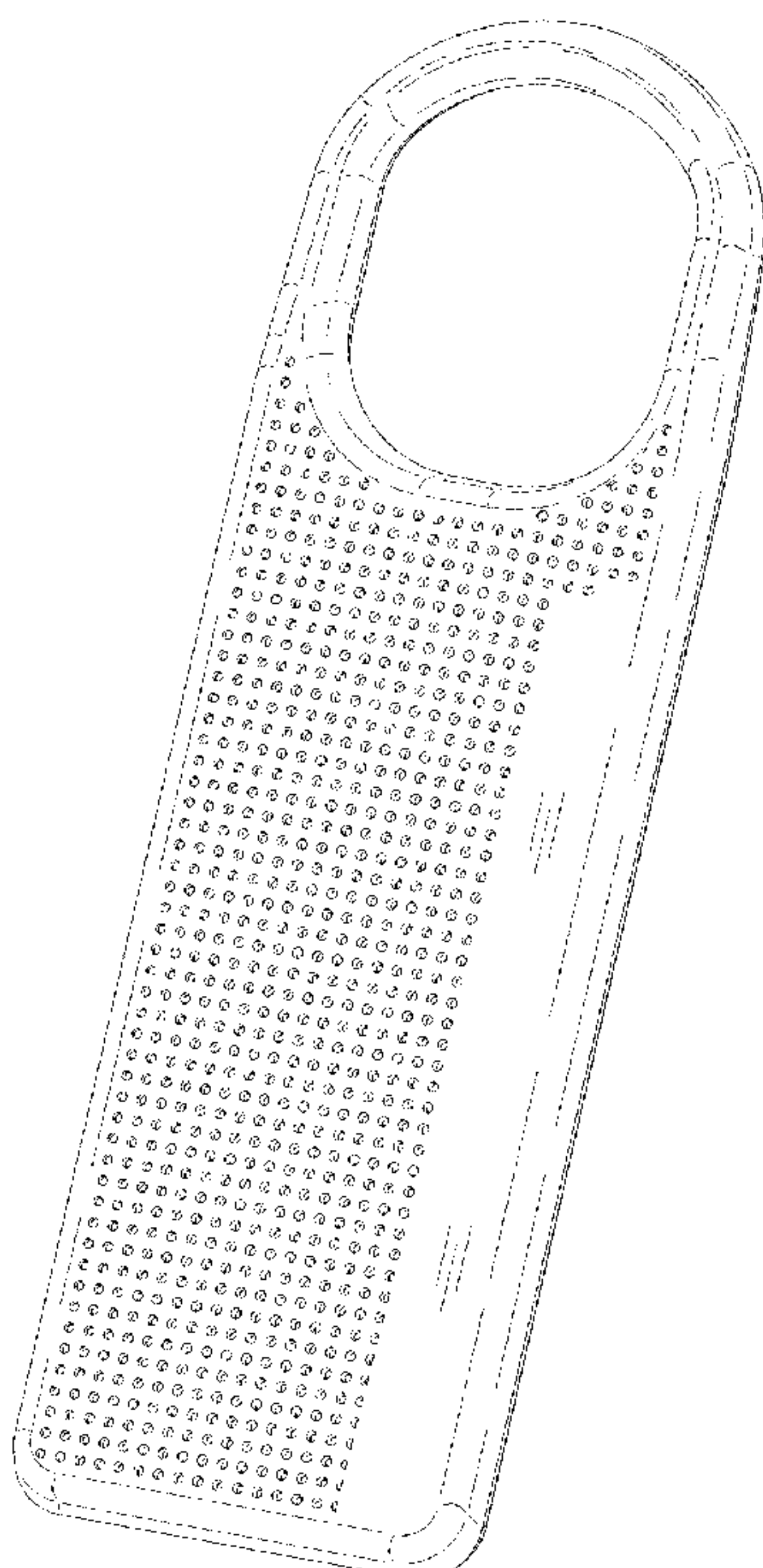
(57) **CLAIM**

The ornamental design for a zipper pull, as shown and described.

DESCRIPTION

FIG. 1 is a front elevation view of a zipper pull showing my new design;
FIG. 2 is a rear elevation view thereof;
FIG. 3 is a left side elevation view thereof;
FIG. 4 is a right side elevation view thereof;
FIG. 5 is a top plan view thereof;
FIG. 6 is a bottom plan view thereof;
FIG. 7 is a right perspective view thereof; and,
FIG. 8 is a using status perspective view for reference.
The broken line showing of a zipper slider in FIG. 8 is included for the purpose of illustrating environmental matter and forms no part of the claimed design.

1 Claim, 5 Drawing Sheets






Fig. 1




Fig. 2




Fig. 3




Fig. 4

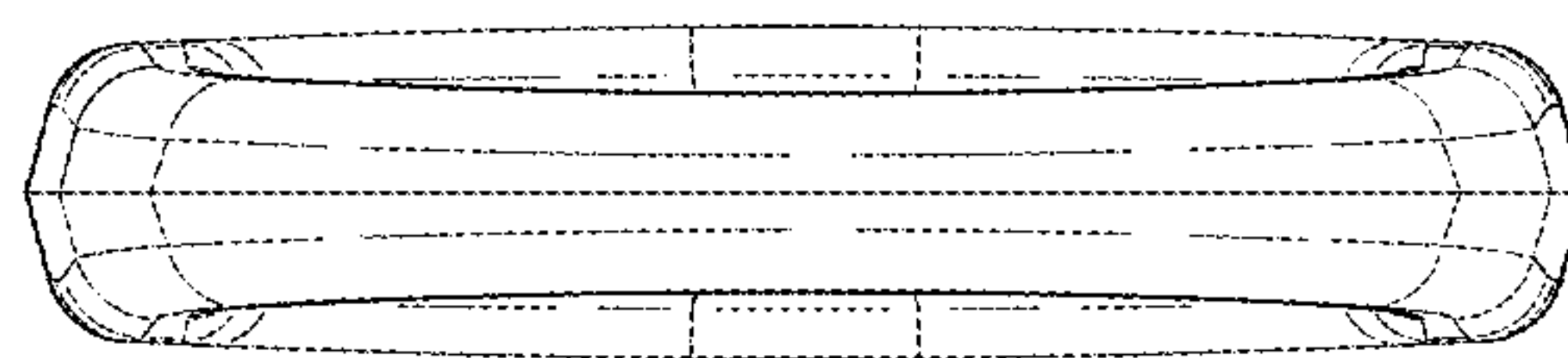


Fig. 5

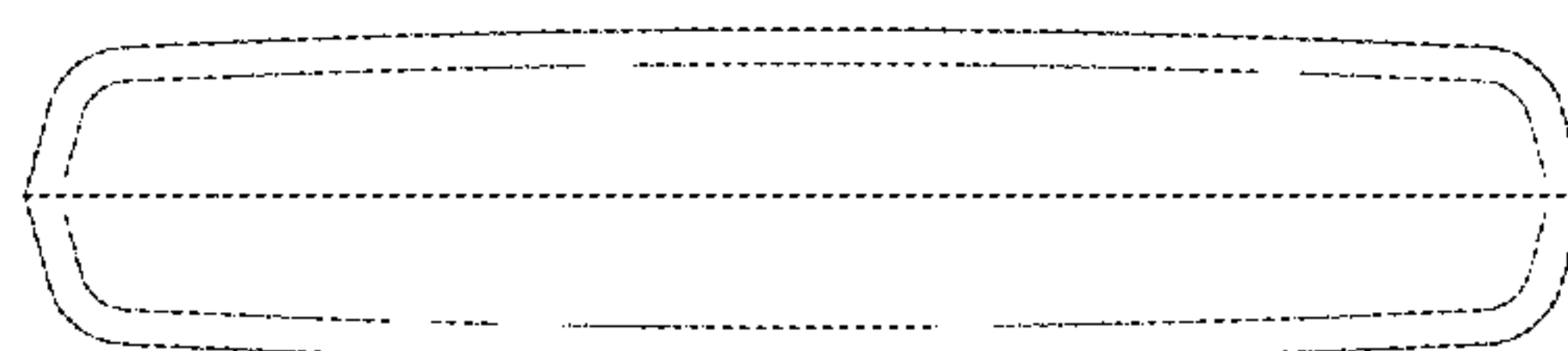


Fig. 6

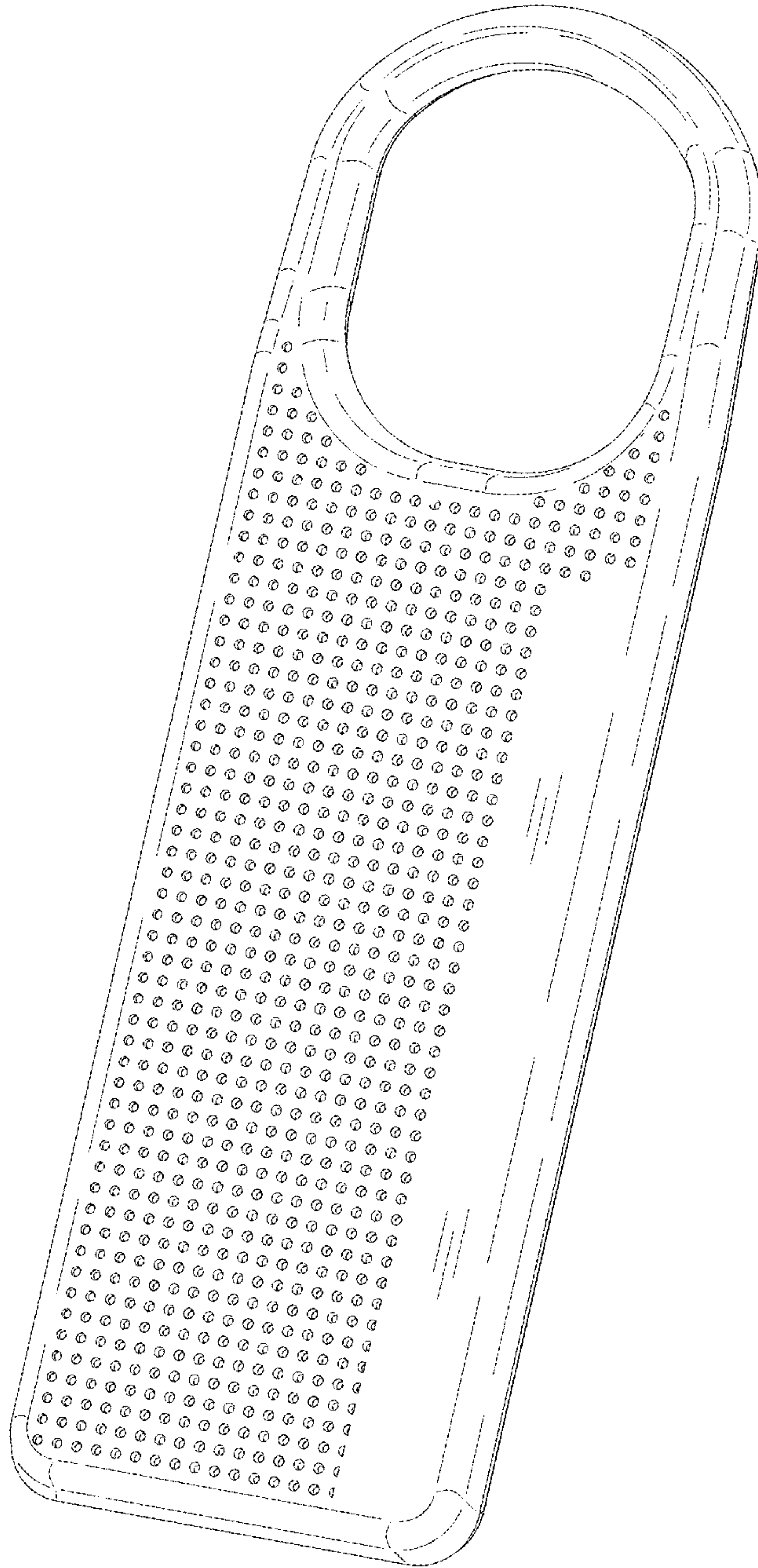


Fig. 7

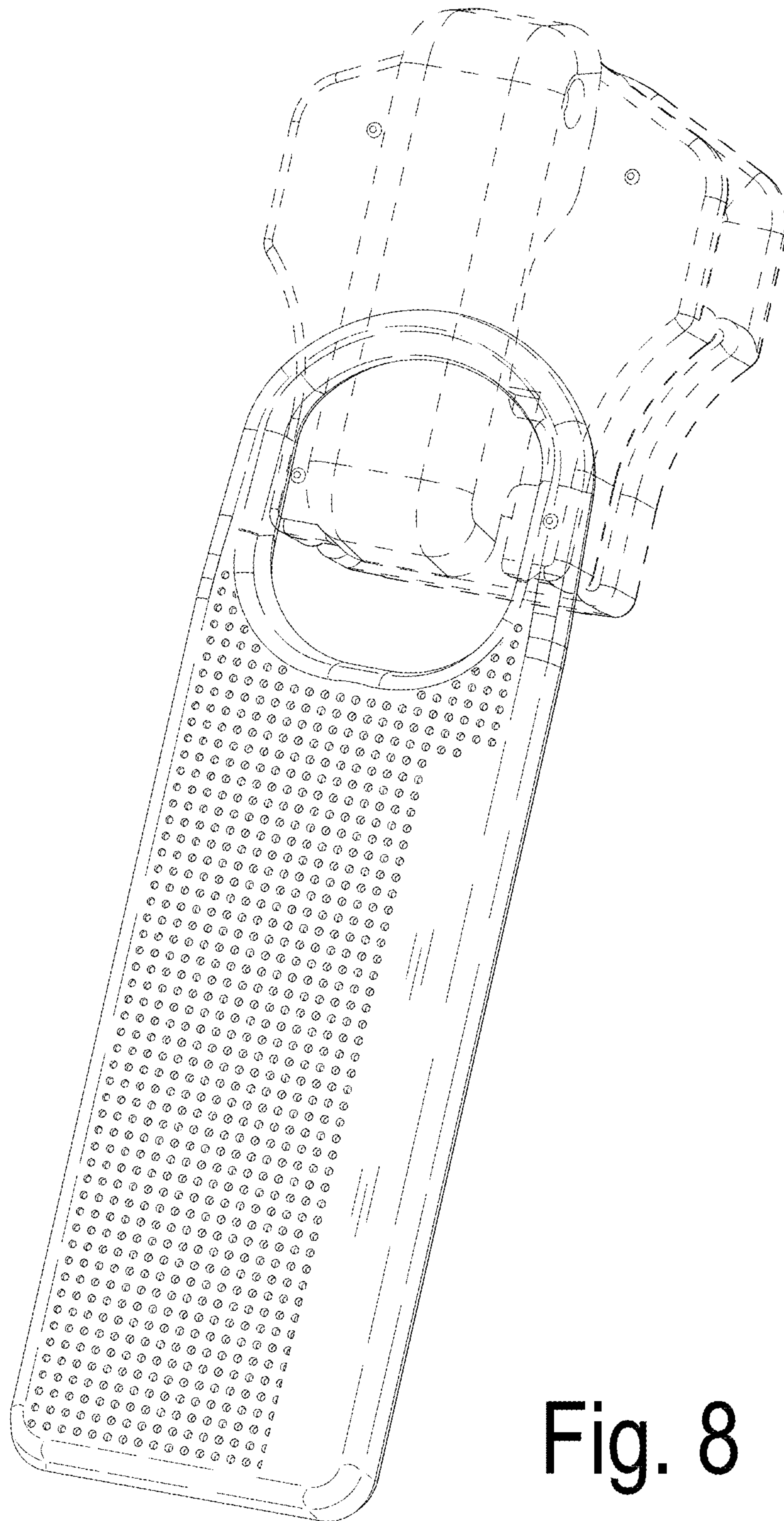


Fig. 8