



US00D81555S

(12) **United States Design Patent**
Vandekop

(10) **Patent No.:** **US D815,555 S**

(45) **Date of Patent:** **** Apr. 17, 2018**

(54) **SPUR BRACELET**

(71) Applicant: **Andrew Ross Vandekop**, Dallas, TX
(US)

(72) Inventor: **Andrew Ross Vandekop**, Dallas, TX
(US)

(**) Term: **15 Years**

(21) Appl. No.: **29/595,809**

(22) Filed: **Mar. 2, 2017**

(51) **LOC (11) Cl.** **11-01**

(52) **U.S. Cl.**
USPC **D11/5**

(58) **Field of Classification Search**
USPC D11/1-13, 86, 93, 94; D10/30-32, 38,
D10/40, 68, 70, 98; D14/344; D3/201,
D3/214, 215; D24/167; D8/356
CPC A44C 5/00; A44C 5/0053; A44C 5/0061;
A44C 5/0069; A44C 5/0076; A44C 5/02;
A44C 5/022; A44C 5/025; A44C 5/027;
A44C 5/08; A44C 5/10; A44C 5/102;
A44C 5/105; A44C 5/107; A44C 11/00;
A44C 11/002; A44C 11/005; A44C
11/007; A44C 13/00; G06F 1/163; G09F
3/005

See application file for complete search history.

(56) **References Cited**

U.S. PATENT DOCUMENTS

D335,263 S *	5/1993	Willis	D11/3
D349,864 S *	8/1994	Dunlap	D10/32
D548,128 S *	8/2007	Andren	D11/3
D662,004 S *	6/2012	Hardy	D11/3
D675,123 S *	1/2013	Nunez	D11/3
D687,736 S *	8/2013	Wycoff	D11/3
D712,773 S *	9/2014	Mounce	D11/4
D716,174 S *	10/2014	Tsang	D11/3
D726,057 S *	4/2015	Wai	D11/4

D753,654 S *	4/2016	Eastwood	D11/4
D765,534 S *	9/2016	Schone	D11/3
D779,998 S *	2/2017	Rosenbaum	D11/5
D781,164 S *	3/2017	Haapakoski	D14/344
D792,262 S *	7/2017	Rosenbaum	D11/5
D793,875 S *	8/2017	Misty	D10/30

OTHER PUBLICATIONS

Spur Bracelet®-Silver & Leather Bracelet, Etsy.com, earliest review on Jul. 14, 2016, online. Site visited Jan. 31, 2018. Internet URL:<“https://www.etsy.com/listing/275706966/spur-bracelet-silver-leather-bracelet”> (Year: 2016).*

* cited by examiner

Primary Examiner — Cynthia Ramirez
Assistant Examiner — L. Martinez-Rivera
(74) *Attorney, Agent, or Firm* — Dunlap Bennett & Ludwig PLLC; Brendan E. Squire

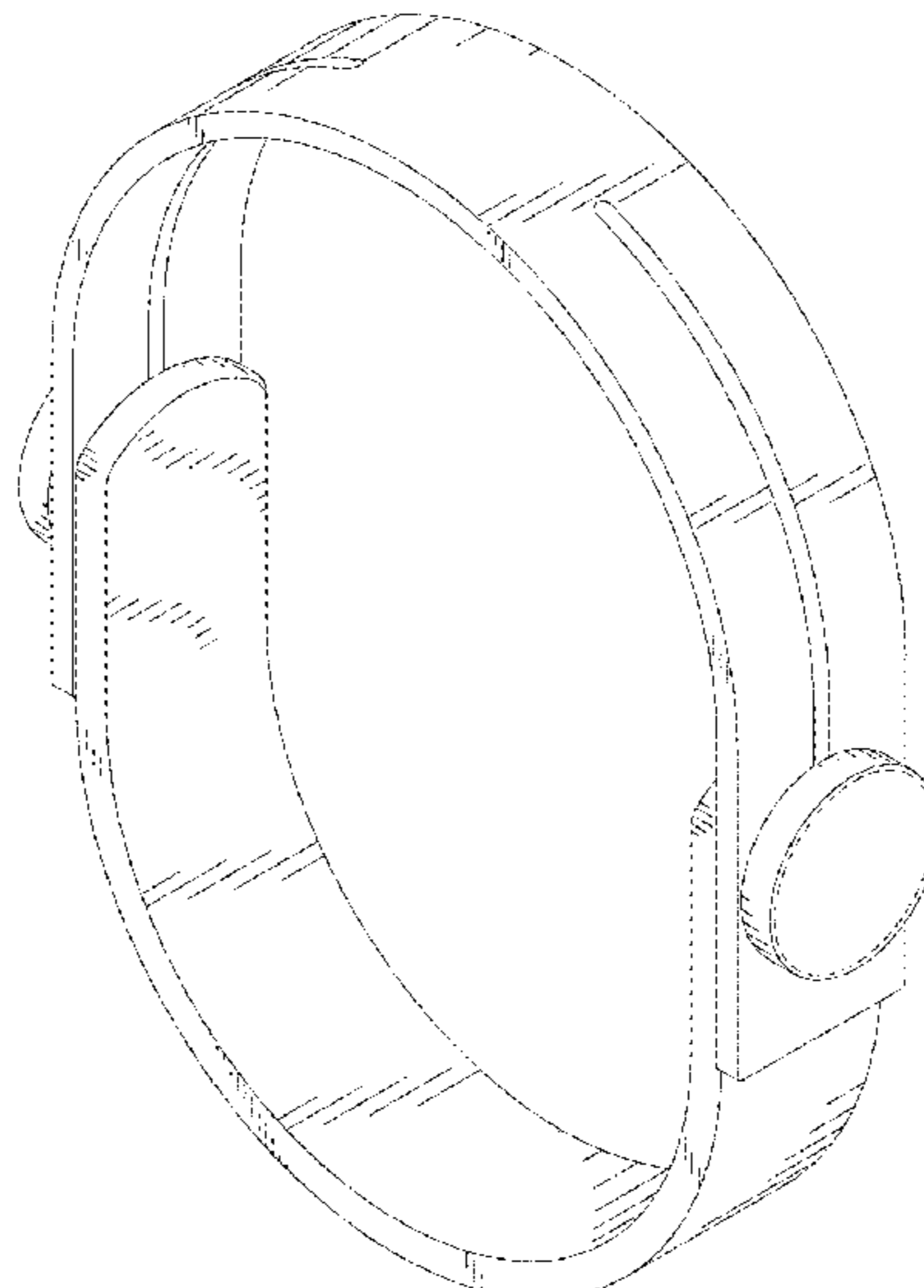
(57) **CLAIM**

The ornamental design for a spur bracelet, as shown and described.

DESCRIPTION

FIG. 1 is a perspective view of the spur bracelet;
FIG. 2 is a front elevation view thereof; the rear elevation view being a mirror image thereof;
FIG. 3 is a top plan view thereof;
FIG. 4 is a right side elevation view thereof; the left side being a mirror image thereof;
FIG. 5 is a bottom plan view thereof; and,
FIG. 6 is another perspective view thereof, showing the spur bracelet of FIG. 1 in a configuration of use.
The broken lines shown in the drawings illustrate portions of the spur bracelet that form no part of the claimed design.
The broken lines in FIG. 6 showing the spur bracelet in use illustrates environment and forms no part of the claim.

1 Claim, 4 Drawing Sheets



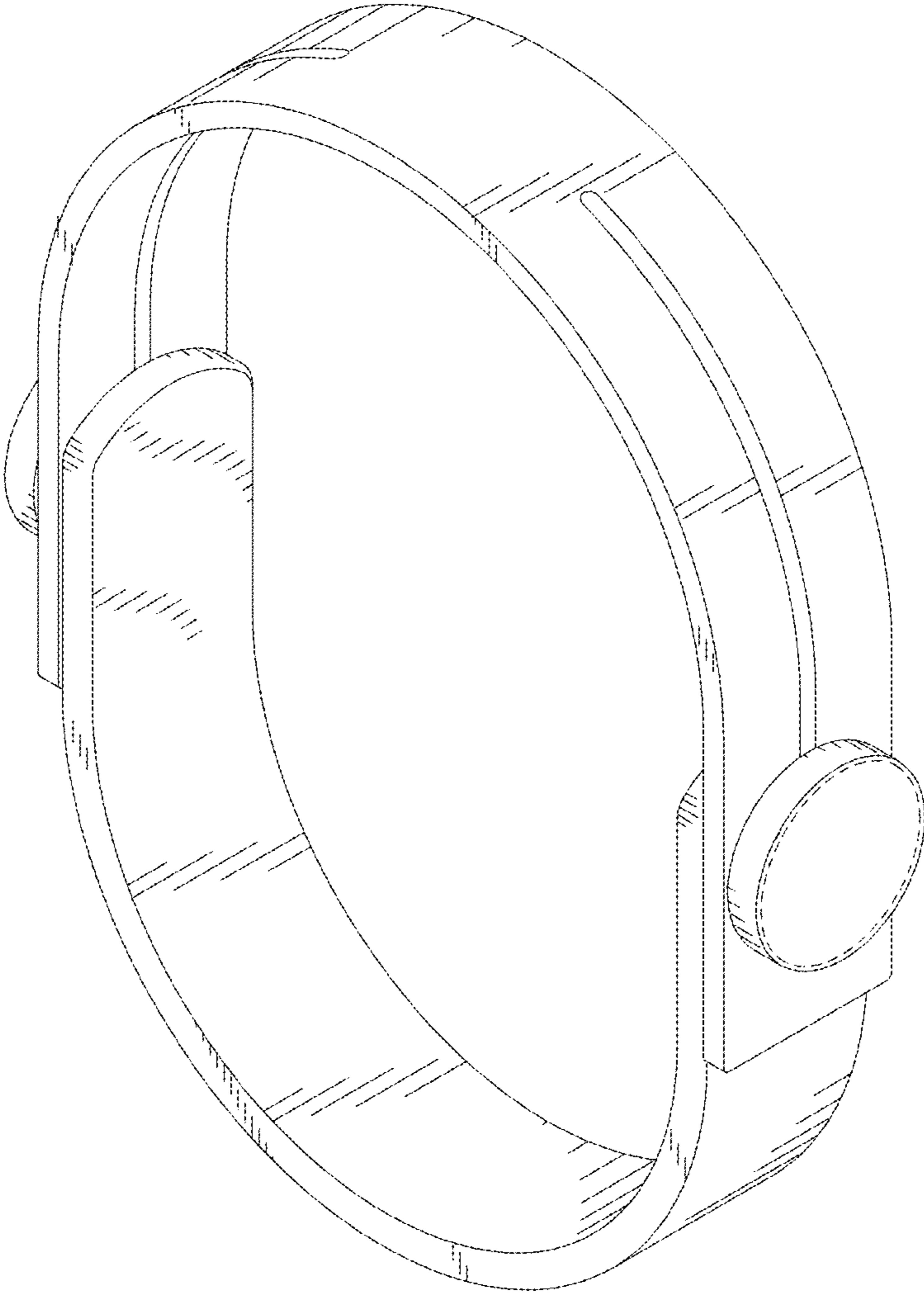


FIG. 1




FIG. 2




FIG. 3

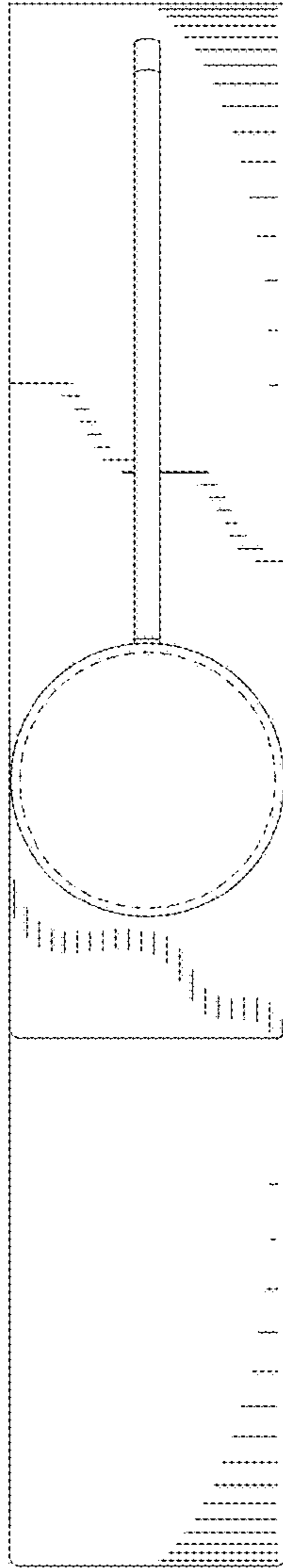


FIG. 4



FIG. 5

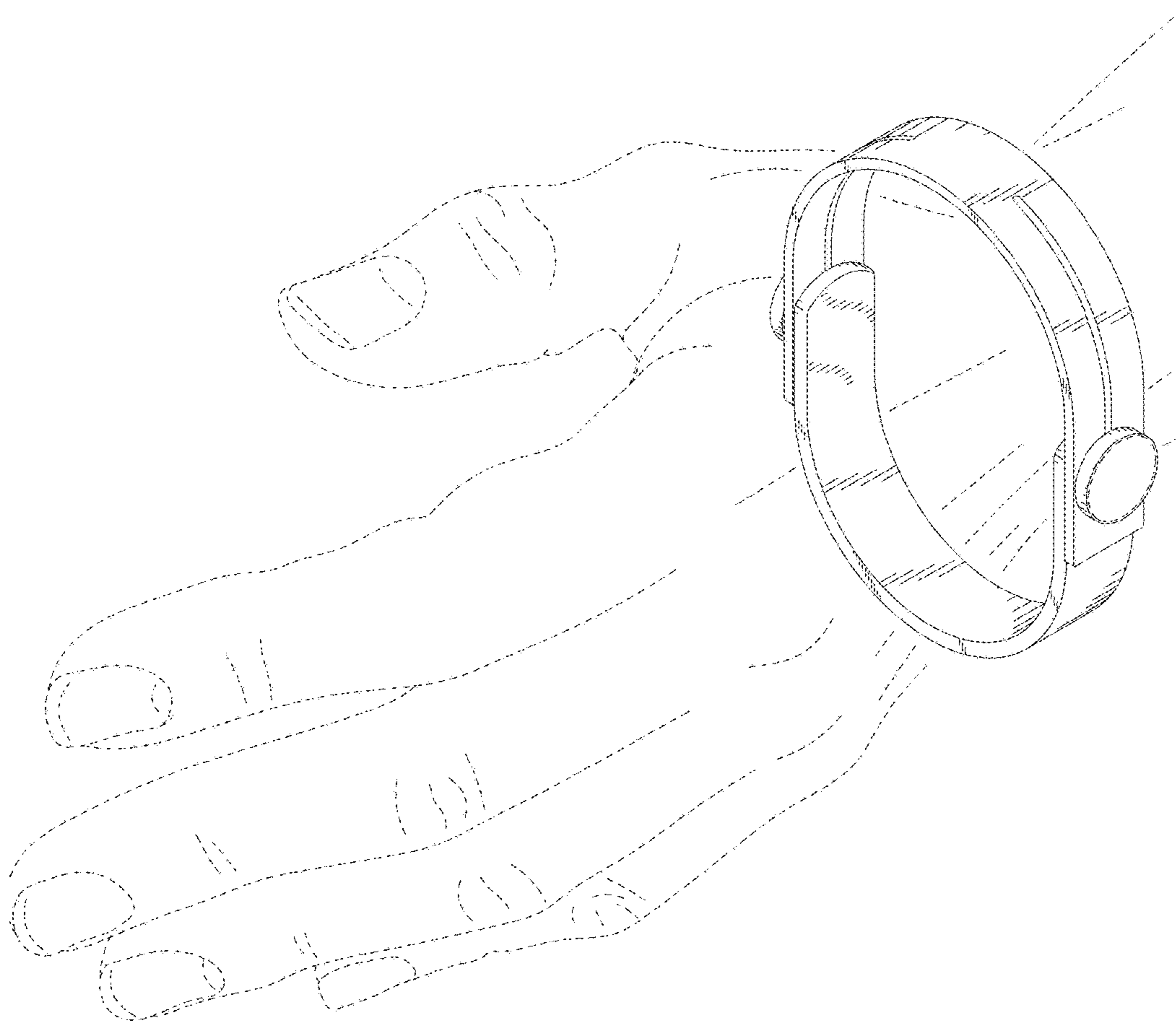


FIG. 6