



US00D815533S

(12) **United States Design Patent** (10) **Patent No.:** **US D815,533 S**  
**Nervo et al.** (45) **Date of Patent:** **\*\* Apr. 17, 2018**

(54) **LIQUID CONTAINER BOTTLE**  
(71) Applicant: **BONA AB**, Malmo (SE)  
(72) Inventors: **Paulo Nervo**, Hoogeloon (NL); **Dennis van Melick**, Eindhoven (NL)  
(73) Assignee: **BONA AB**, Malmo (SE)  
(\*\*) Term: **15 Years**  
(21) Appl. No.: **29/562,528**  
(22) Filed: **Apr. 26, 2016**  
(51) **LOC (11) Cl.** ..... **09-01**  
(52) **U.S. Cl.**  
USPC ..... **D9/522; D9/575**  
(58) **Field of Classification Search**  
USPC ..... D9/434-435, 439, 447, 449, 450, 452, D9/454, 516, 520, 522-524, 528-531, D9/541-544, 549-551, 558-560, 563, D9/565-566, 571-575, 682, 686, 687, D9/693-694, 715, 719; D7/300, 300.1, D7/316, 317, 598; D23/211, 225  
CPC ... B65D 1/00; B65D 1/02; B65D 1/12; B65D 1/18; B65D 1/20; B65D 1/0223; B65D 23/00; B65D 21/0237; B65D 2501/0009; B65D 2501/0081  
See application file for complete search history.

D591,164 S \* 4/2009 Ribadeneira Mejia ..... D9/682  
D596,037 S \* 7/2009 Slubski ..... D9/537  
D663,623 S \* 7/2012 Slubski ..... D9/537  
D678,073 S \* 3/2013 Oge-Nichols ..... D9/542  
D715,149 S \* 10/2014 Brewer ..... D9/529  
D732,398 S \* 6/2015 Landrum ..... D9/682  
9,751,248 B2 \* 9/2017 DiBiasio ..... B29C 49/22  
D801,824 S \* 11/2017 Marotti ..... D9/575  
2009/0134111 A1 \* 5/2009 Schroeder ..... B65D 5/4212  
215/10

**OTHER PUBLICATIONS**

Bona® Hardwood Cleaner Cartridge. Online, published date unknown. Retrieved on Dec. 12, 2017 from URL: <https://us.bona.com/products/hardwood-floor-cleaner-refill-cartridge.html>. \*

\* cited by examiner

*Primary Examiner* — Vy N Koenig  
*Assistant Examiner* — Omeed Agilee  
(74) *Attorney, Agent, or Firm* — William P. O’Meara, Esq.; Cochran Freund & Young LLC

(57) **CLAIM**

The ornamental design for a liquid container bottle, as shown and described.

**DESCRIPTION**

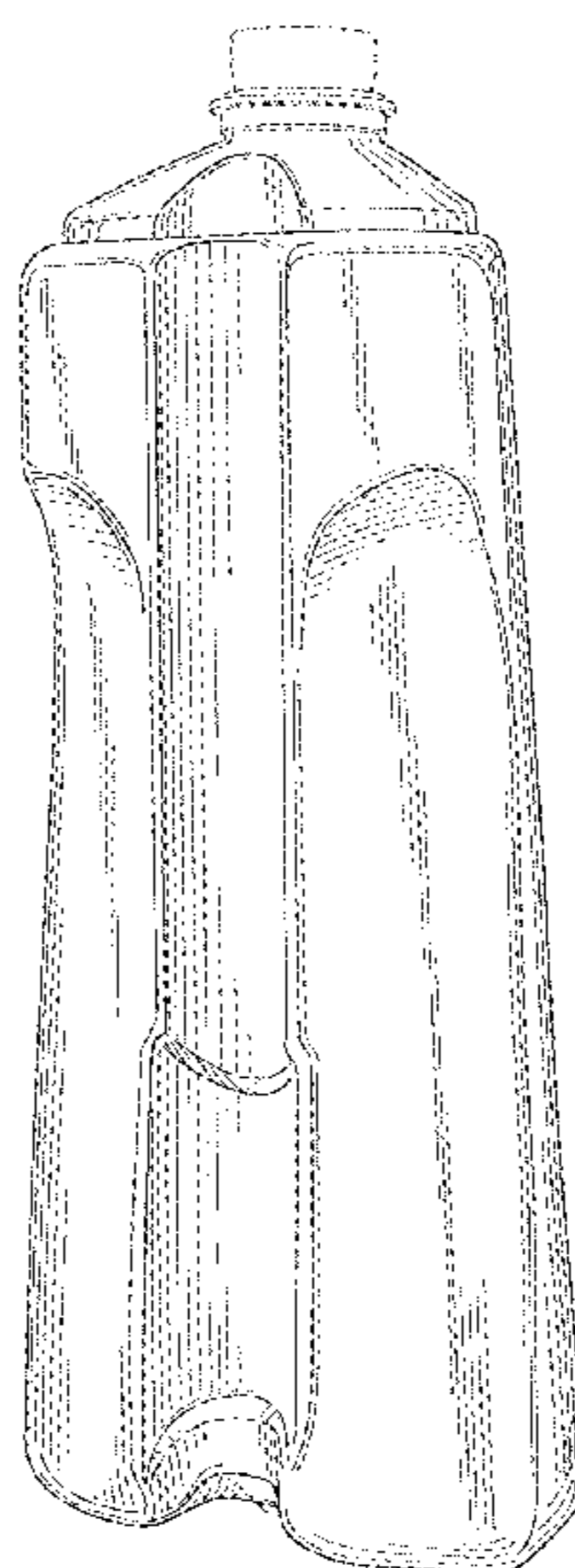
FIG. 1 is a rear isometric view of a liquid container bottle showing our new design;  
FIG. 2 is a rear elevation view thereof;  
FIG. 3 is a front elevation view thereof;  
FIG. 4 is a right side elevation view thereof of which the left side elevation view is a mirror image;  
FIG. 5 is a top plan view thereof; and,  
FIG. 6 is a bottom plan view thereof.  
The broken lines in the drawings depict portions of the liquid container bottle that form no part of the claimed design.

**1 Claim, 3 Drawing Sheets**

(56) **References Cited**

**U.S. PATENT DOCUMENTS**

D322,027 S \* 12/1991 Knudsen ..... D9/516  
D359,453 S \* 6/1995 Gavin ..... D9/522  
D433,337 S \* 11/2000 Cautereels ..... D9/539  
D444,389 S \* 7/2001 Bakic ..... D9/539  
D460,696 S \* 7/2002 Goettner ..... D9/539  
D488,386 S \* 4/2004 Hall ..... D9/550  
D492,203 S \* 6/2004 Curtis ..... D9/538  
D517,852 S \* 3/2006 Jalet ..... D7/300  
D529,390 S \* 10/2006 Lalanne ..... D9/544



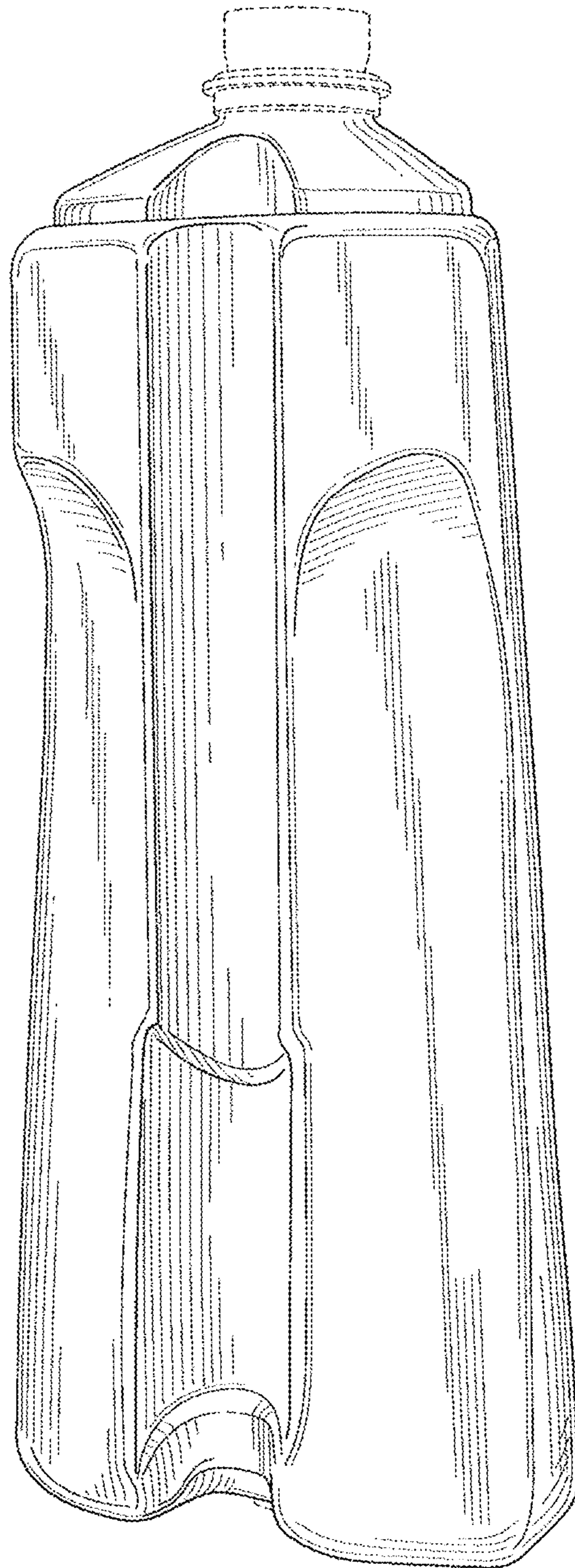


FIG. 1



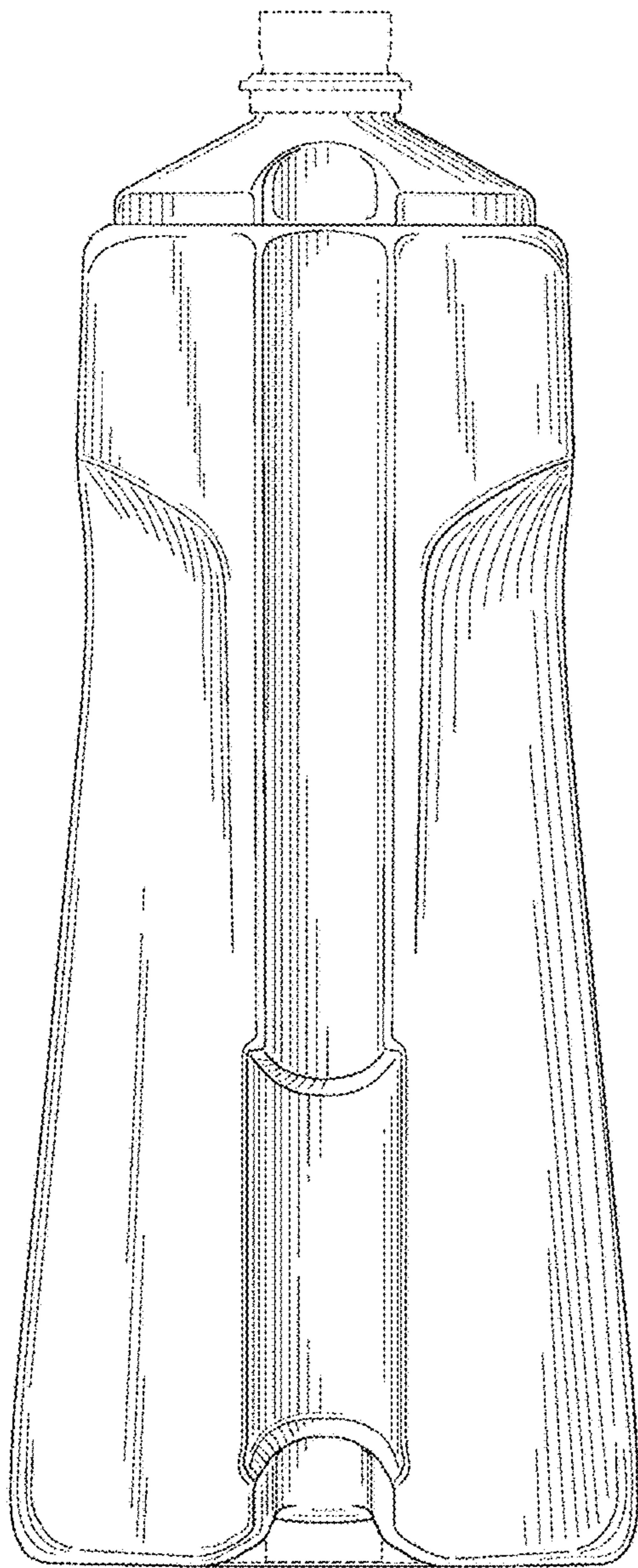


FIG. 2

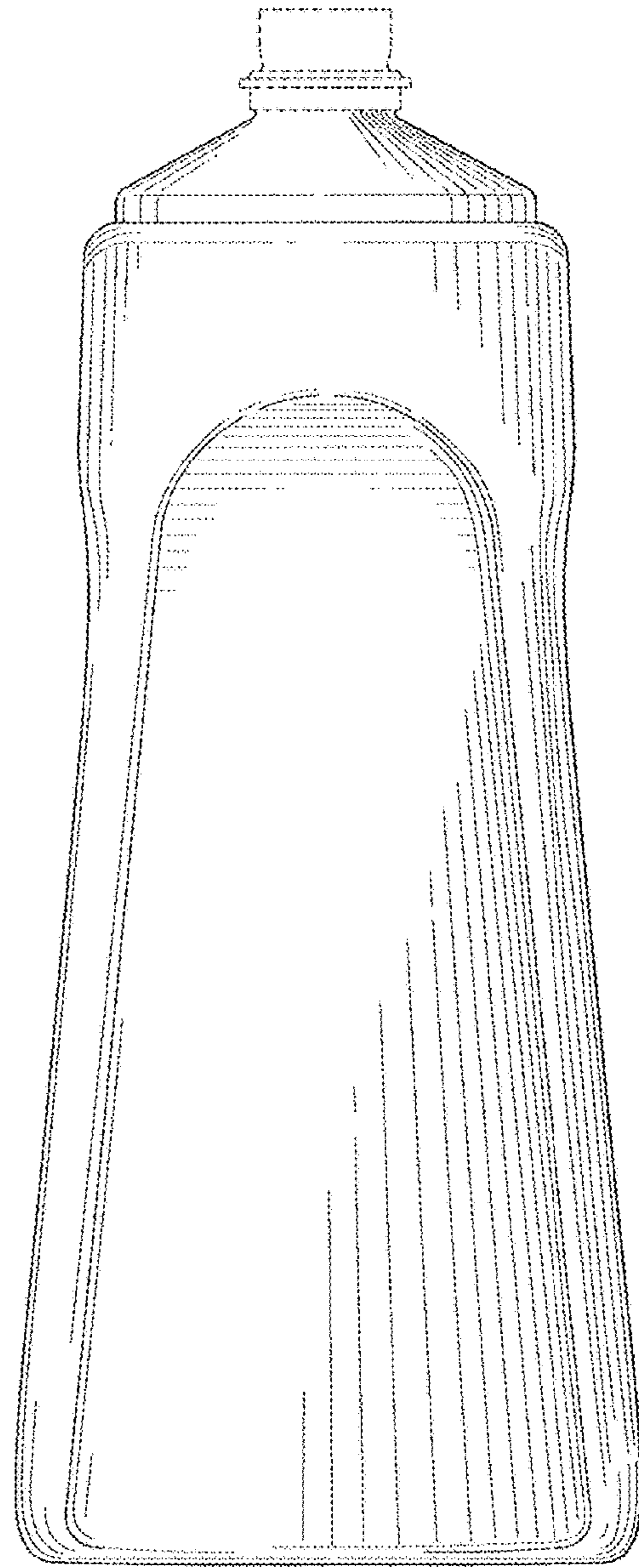


FIG. 3

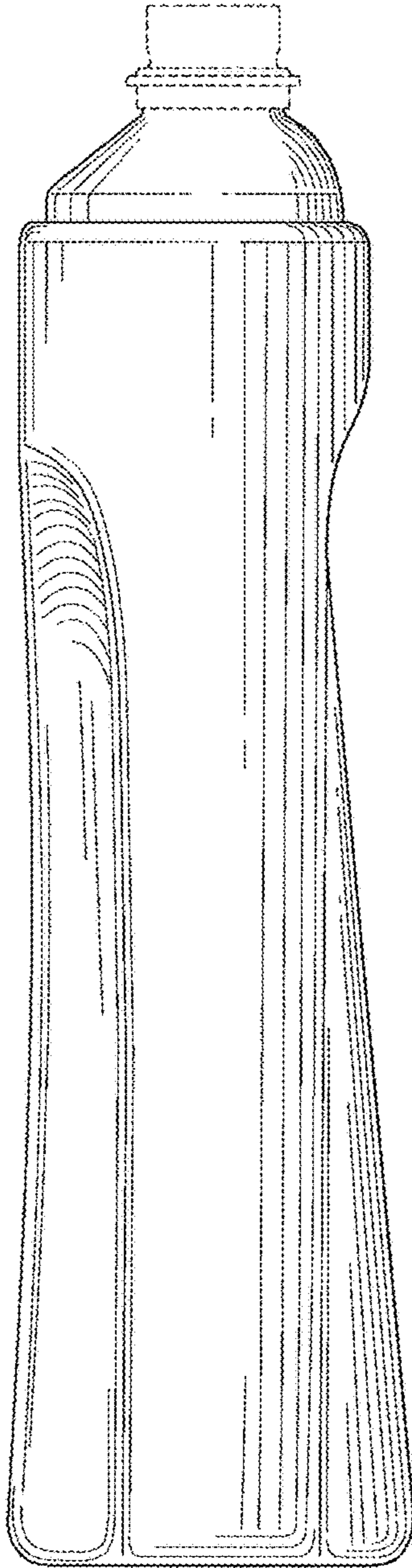


FIG.4

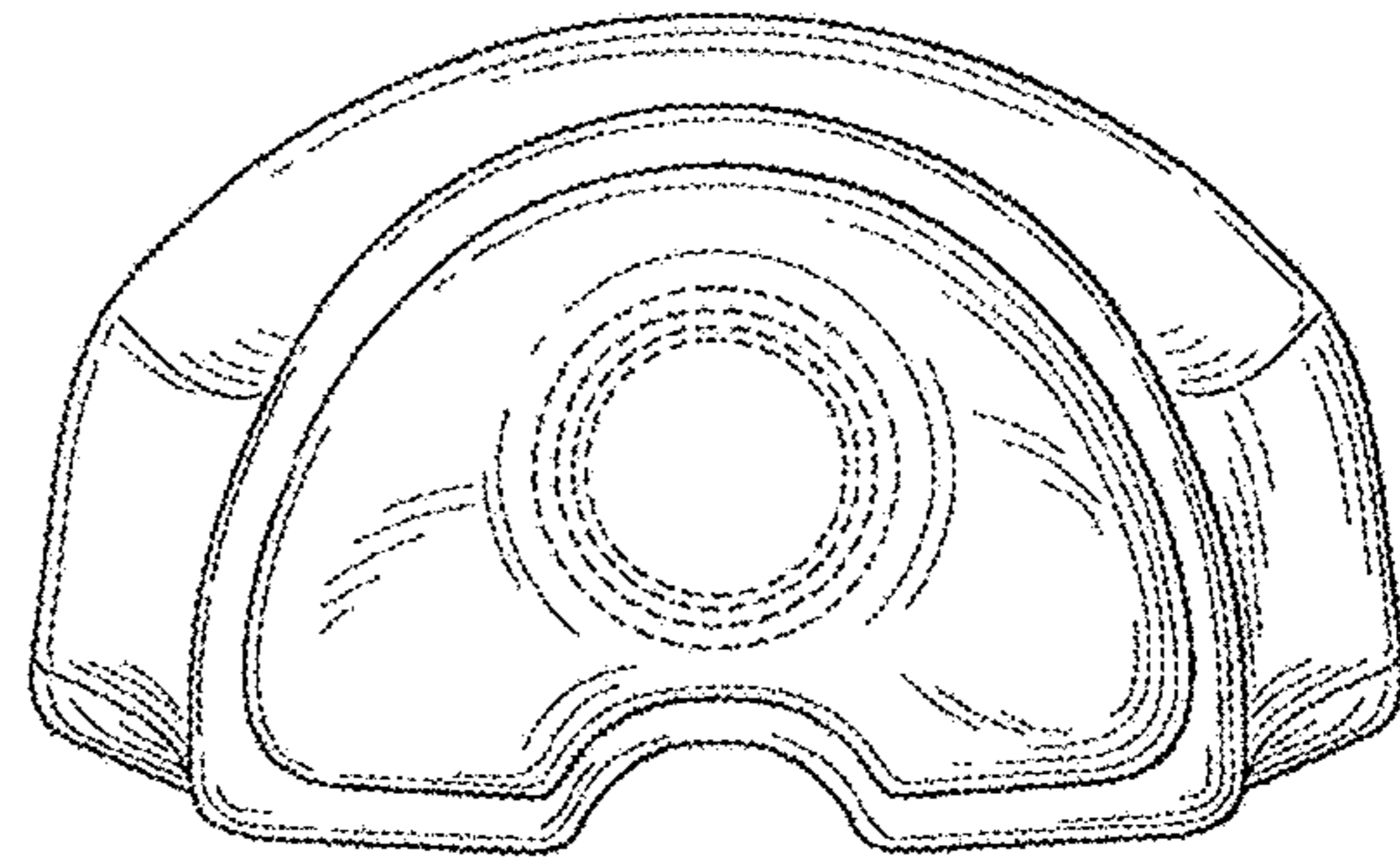


FIG.5

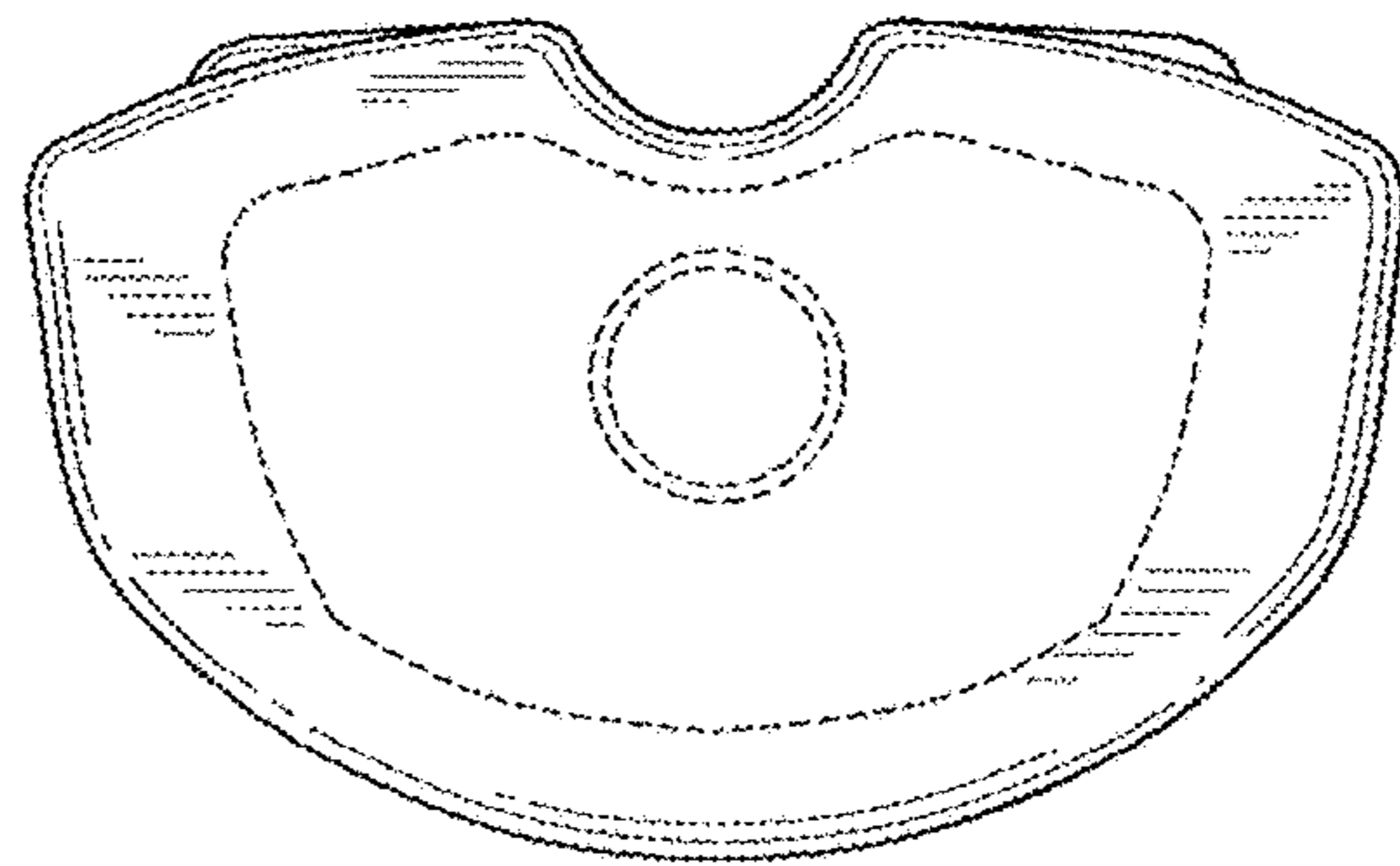


FIG.6