



US00D815512S

(12) **United States Design Patent**
Tong

(10) **Patent No.:** **US D815,512 S**

(45) **Date of Patent:** **** Apr. 17, 2018**

(54) **CARABINER**

(71) Applicant: **Kelly Tong**, Buena Park, CA (US)

(72) Inventor: **Kelly Tong**, Buena Park, CA (US)

(**) Term: **15 Years**

(21) Appl. No.: **29/579,035**

(22) Filed: **Sep. 27, 2016**

(51) **LOC (11) Cl.** **09-06**

(52) **U.S. Cl.**
USPC **D8/356**

(58) **Field of Classification Search**
USPC D8/356, 354, 349, 22
CPC B65H 57/16; E02D 5/803; B63B 21/045;
B63B 59/02; B60D 1/18; B60P 1/103;
Y10T 24/3918; H02G 7/12
See application file for complete search history.

(56) **References Cited**

U.S. PATENT DOCUMENTS

D645,336 S * 9/2011 Drazin D8/367
D684,452 S * 6/2013 Petzl D8/356

D698,625 S * 2/2014 Liang D8/356
D702,110 S * 4/2014 Gobbi D8/356
D708,046 S * 7/2014 Petzl D8/356
D731,875 S * 6/2015 Bao D8/356
D735,018 S * 7/2015 McEvelly D8/356
2008/0209700 A1* 9/2008 Goldberg A44C 5/2033
24/599.6

* cited by examiner

Primary Examiner — Cynthia Underwood

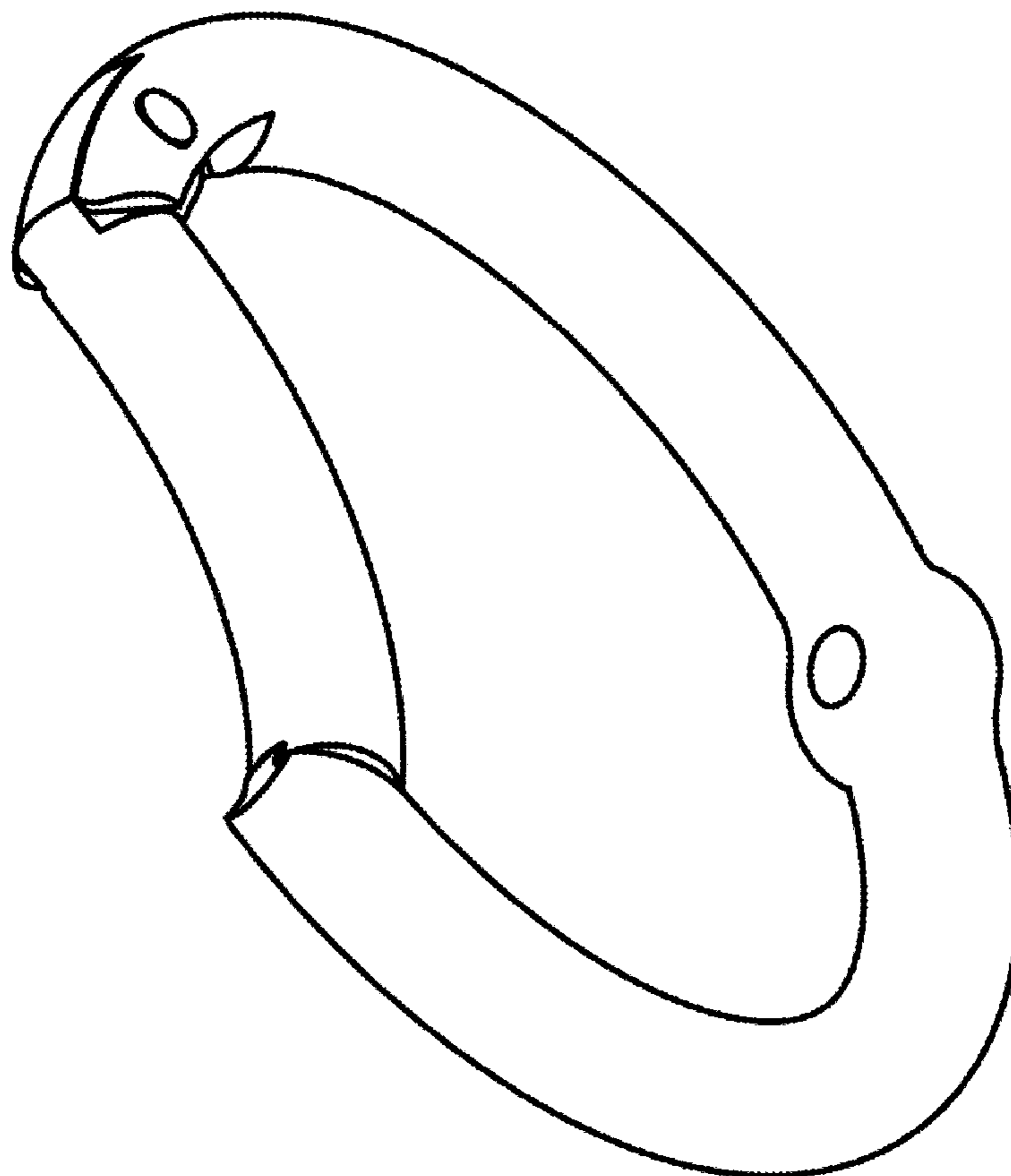
(57) **CLAIM**

The ornamental design for a carabiner, as shown and described.

DESCRIPTION

FIG. 1 is a top or bottom, which are mirror images, of my new design for a carabiner.
FIG. 2 is a front elevational view thereof;
FIG. 3 is a rear elevational view thereof;
FIG. 4 is a left side elevational view thereof;
FIG. 5 is a right side elevational view thereof; and,
FIG. 6 is a top perspective view thereof.

1 Claim, 1 Drawing Sheet



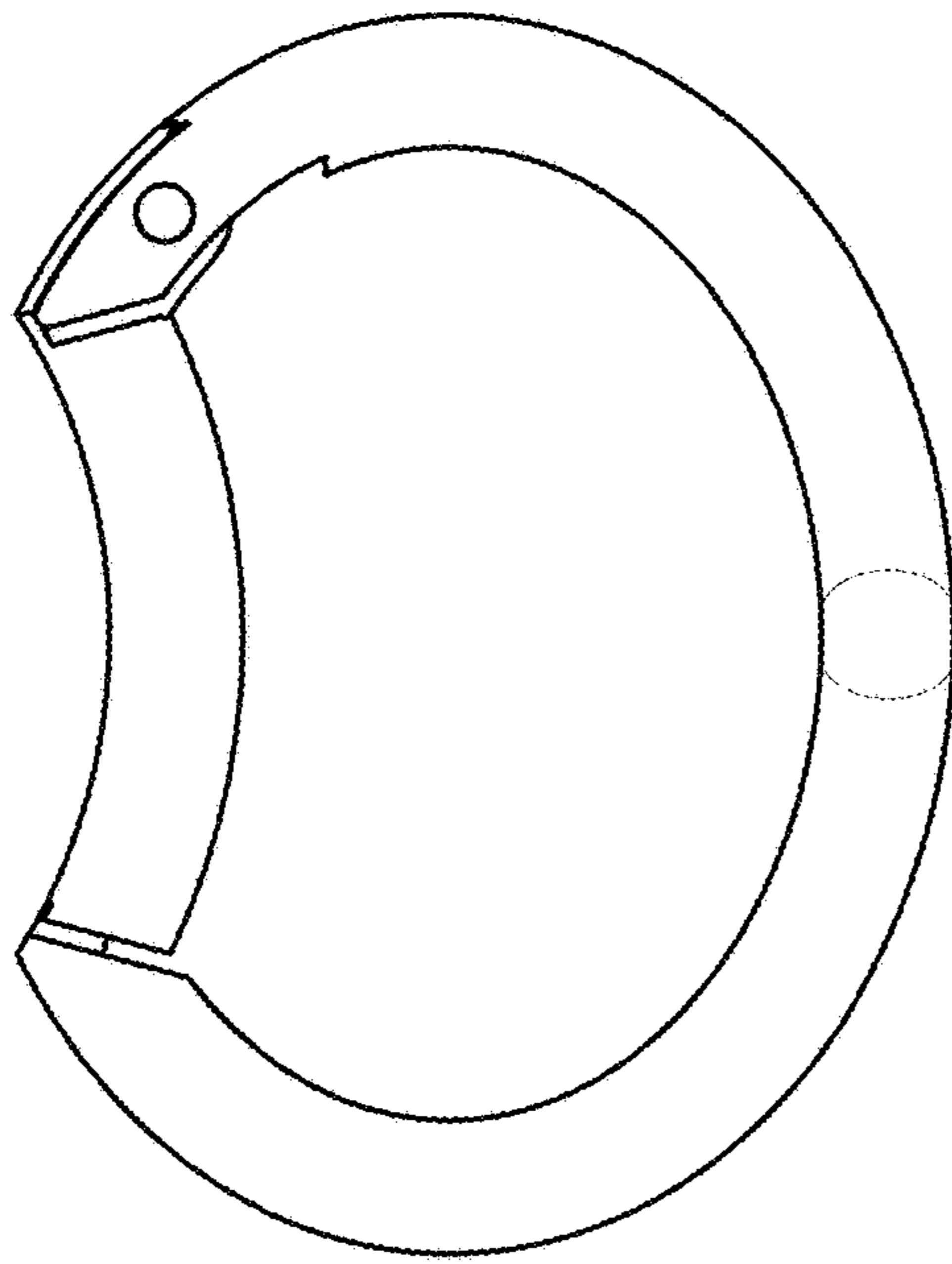


Fig. 1



Fig. 4

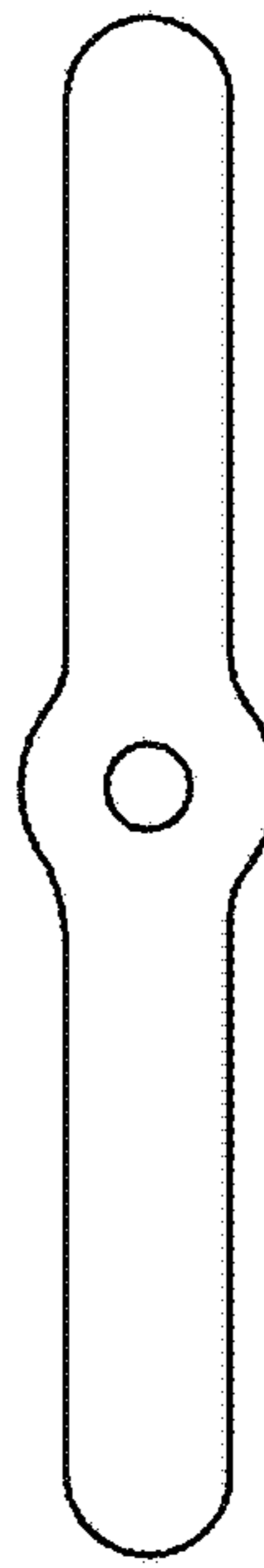


Fig. 5




Fig. 2

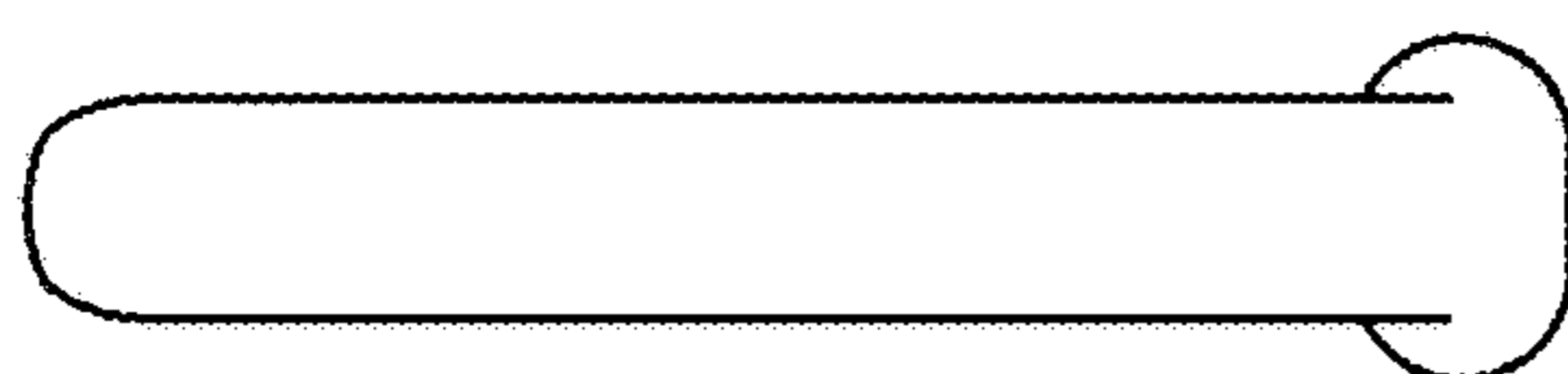


Fig. 3

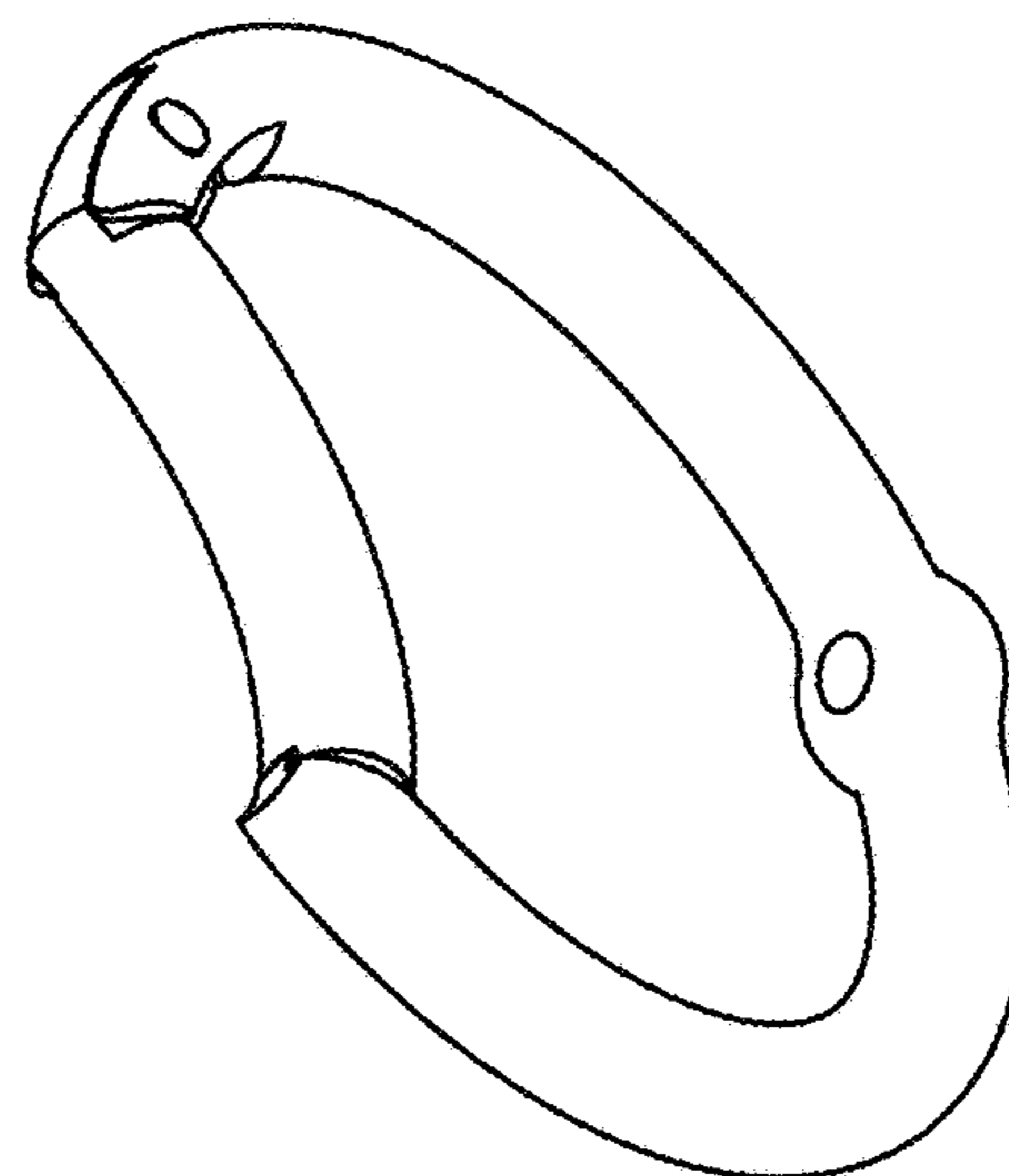


Fig. 6