



US00D815511S

(12) **United States Design Patent** (10) **Patent No.:** **US D815,511 S**
Groleski et al. (45) **Date of Patent:** **** Apr. 17, 2018**

(54) **GLAM TRIM**
(71) Applicant: **Schlage Lock Company LLC**,
Indianapolis, IN (US)
(72) Inventors: **Autumn A. Groleski**, Noblesville, IN
(US); **Rockwood T. Roberts, III**,
Carmel, IN (US); **Marcus T. King**,
Cincinnati, OH (US)
(73) Assignee: **Schlage Lock Company LLC**,
Indianapolis, IN (US)
(**) Term: **15 Years**
(21) Appl. No.: **29/572,093**
(22) Filed: **Jul. 25, 2016**
(51) **LOC (11) Cl.** **11-05**
(52) **U.S. Cl.**
USPC **D8/350**
(58) **Field of Classification Search**
USPC D8/330, 331, 336, 338, 339, 340, 343,
D8/350-353, 300, 301; 70/14, 20, 51,
70/57, 57.1, 91, 107, 141, 472, 277,
70/279.1, 284, 286, 314, DIG. 44; 292/2,
292/32, 137, 288, 289, 290, 292
CPC G05B 19/00; G05B 15/00; E05B 49/00;
E05B 49/02; E05B 9/00; E05B 17/00;
E05B 37/00; E05B 3/00; E05B 13/103;
E05B 1/00; E05B 47/00; Y10T 70/8324;
Y10T 70/8459; Y10T 70/8514; Y10T
70/8568
See application file for complete search history.

(56) **References Cited**
U.S. PATENT DOCUMENTS
D82,968 S * 1/1931 Bales D8/302
D228,061 S * 8/1973 Kartarik D8/350
D232,346 S * 8/1974 Cali D8/353
D265,457 S * 7/1982 Littlefield D8/350

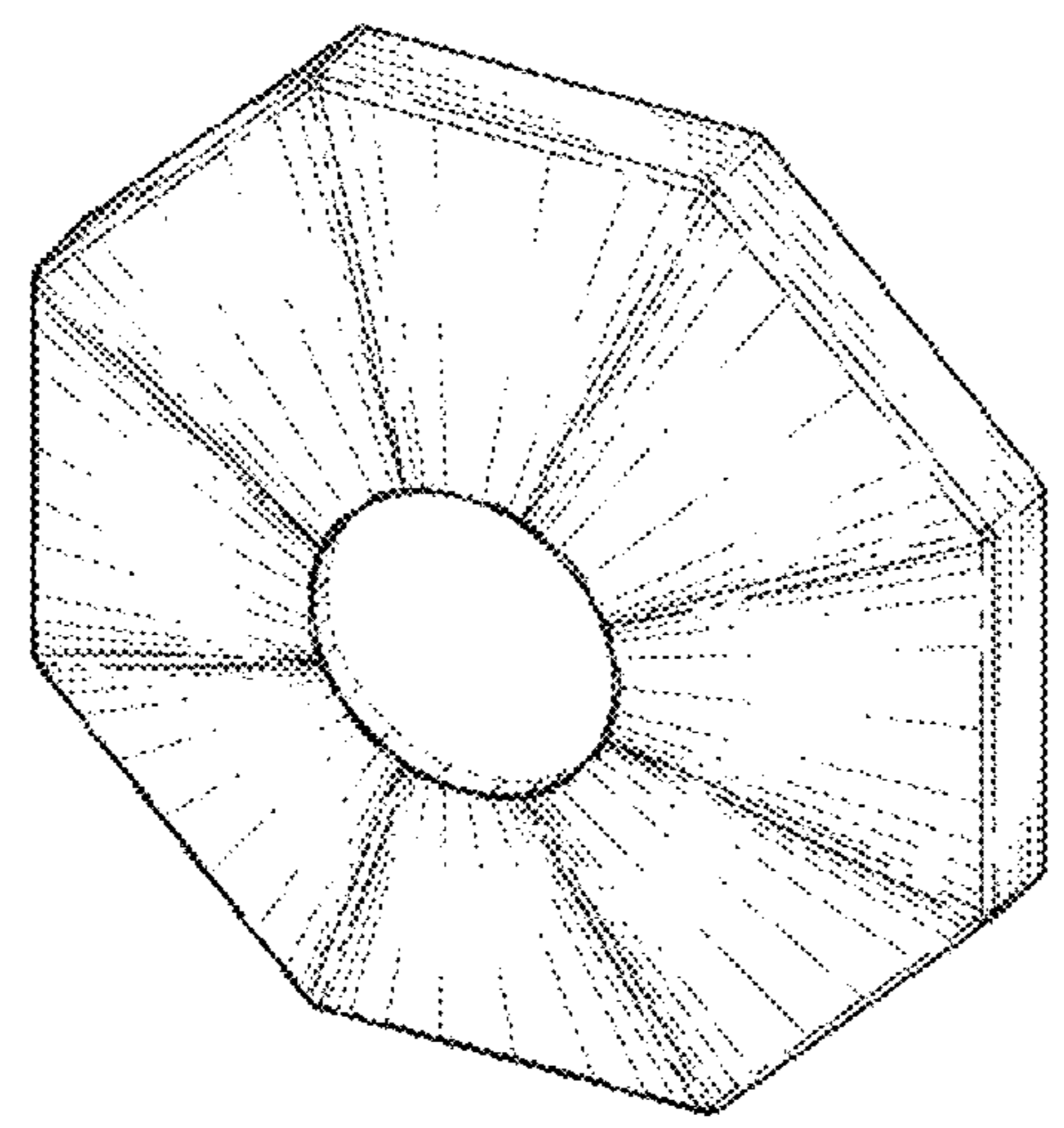
D265,883 S * 8/1982 Littlefield D8/350
D284,687 S * 7/1986 Doman D23/249
D288,290 S * 2/1987 Angle D8/350
D288,291 S * 2/1987 Angle D8/350
D303,566 S * 9/1989 Kohler, Jr. D23/249
D310,320 S * 9/1990 Domian D13/156
D349,037 S * 7/1994 Carsello D8/350
D362,173 S * 9/1995 Skitromo D26/142
5,458,433 A * 10/1995 Stastny B27F 5/02
144/136.95
D411,732 S * 6/1999 Chamberlain D8/350
D444,694 S * 7/2001 Alvarado D8/301
D533,769 S * 12/2006 Xu D8/350
D585,721 S * 2/2009 Le D8/302
D691,450 S * 10/2013 Weathersby D8/301
D691,452 S * 10/2013 Weathersby D8/302
D760,064 S * 6/2016 Aispuro D8/350
D788,569 S * 6/2017 Karnani D8/330
2013/0276491 A1 * 10/2013 Huang E05B 9/002
70/448

* cited by examiner
Primary Examiner — Mark Goodwin
(74) *Attorney, Agent, or Firm* — Taft Stettinius &
Hollister LLP

(57) **CLAIM**
The ornamental design of a glam trim, as shown and
described.

DESCRIPTION
FIG. 1 is a top, right, front perspective view of the glam trim
showing our new design;
FIG. 2 is a top, left, rear perspective view thereof;
FIG. 3 is a front elevational view thereof;
FIG. 4 is a top plan view thereof;
FIG. 5 is a right side elevational view thereof;
FIG. 6 is a rear elevational view thereof; and,
FIG. 7 is a bottom plan view thereof.
The broken lines in the drawings depict unclaimed subject
matter forming no part of the claimed design.

1 Claim, 3 Drawing Sheets



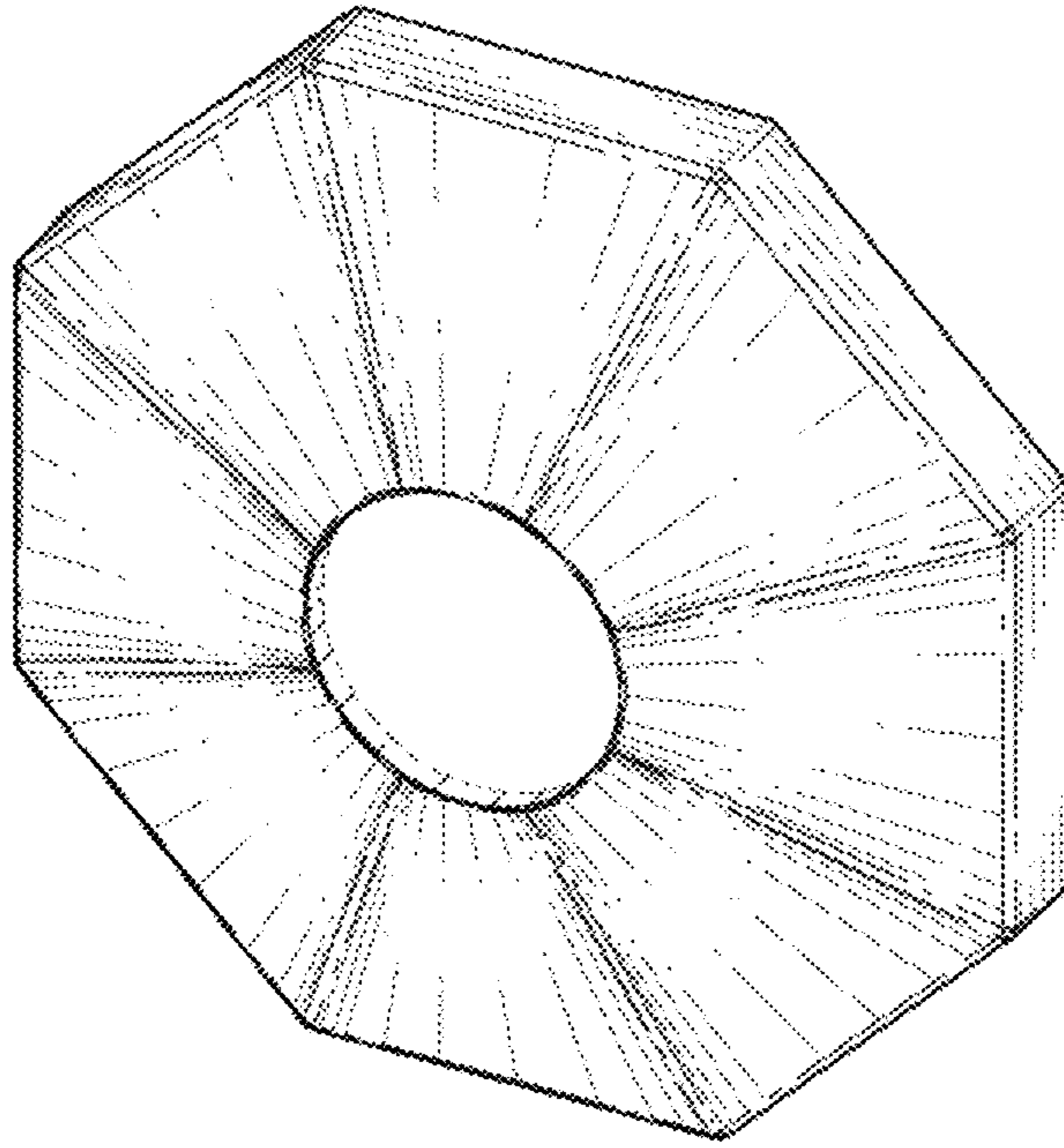


Fig. 1

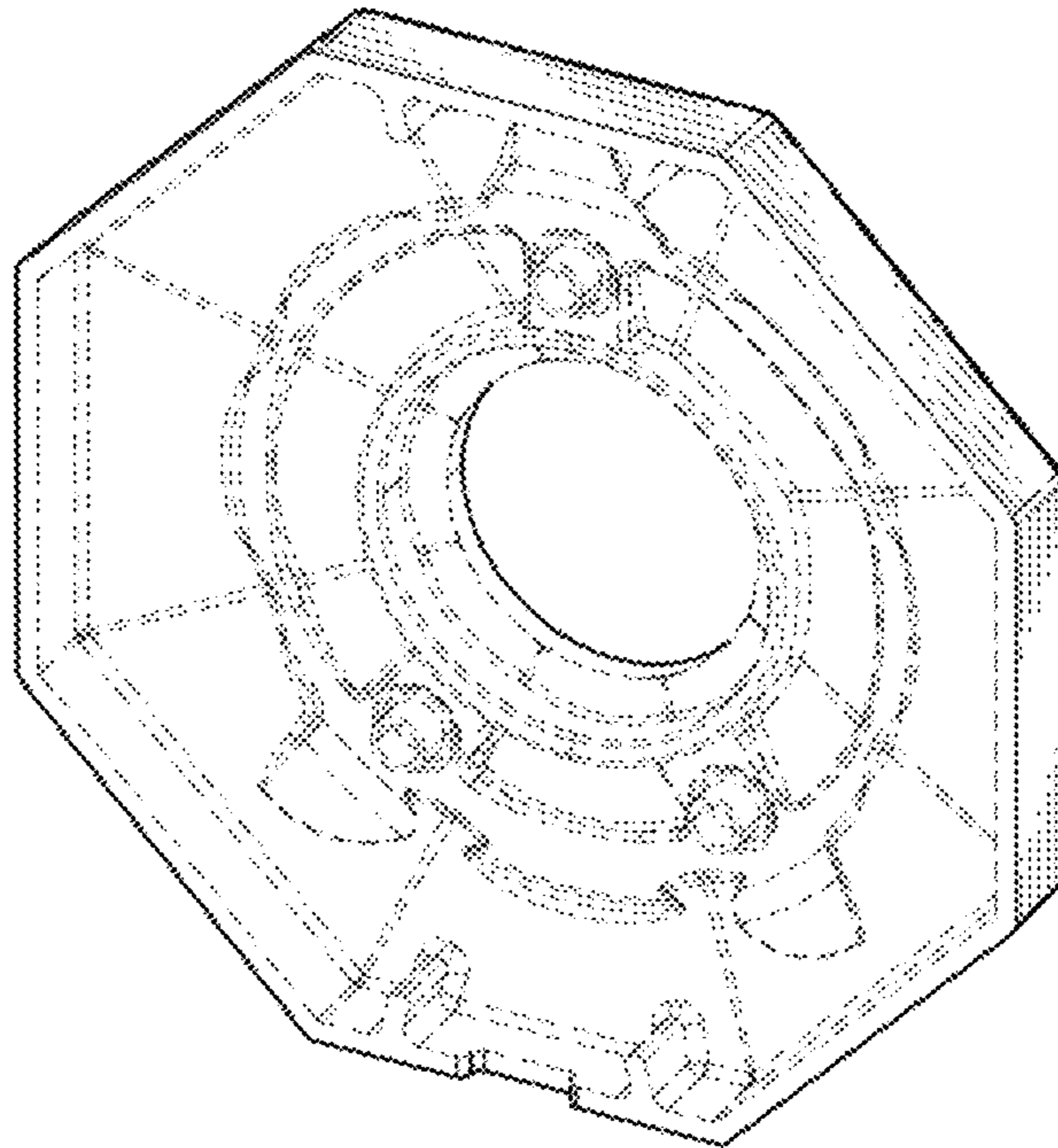


Fig. 2



Fig. 4

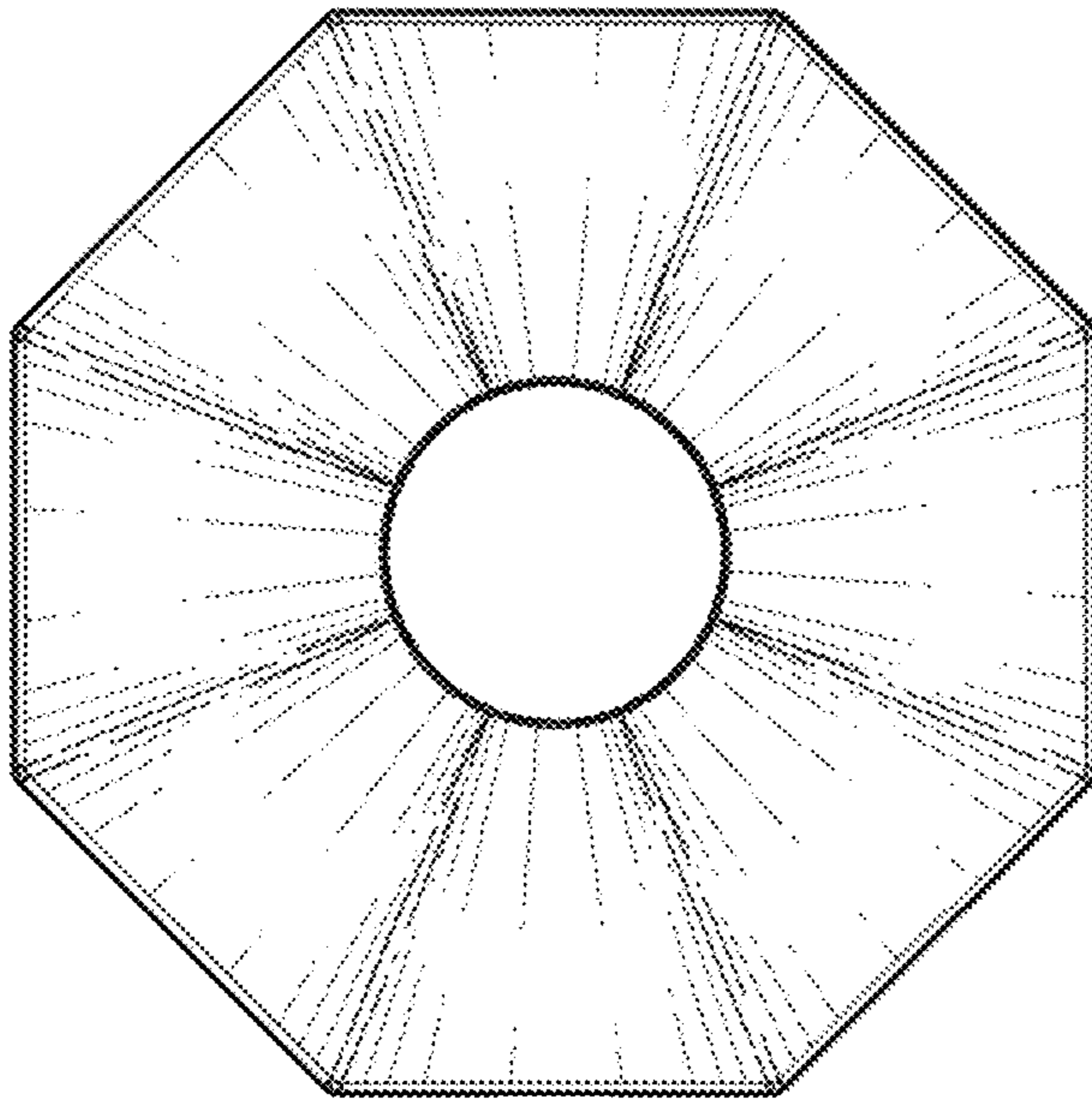


Fig. 3



Fig. 5

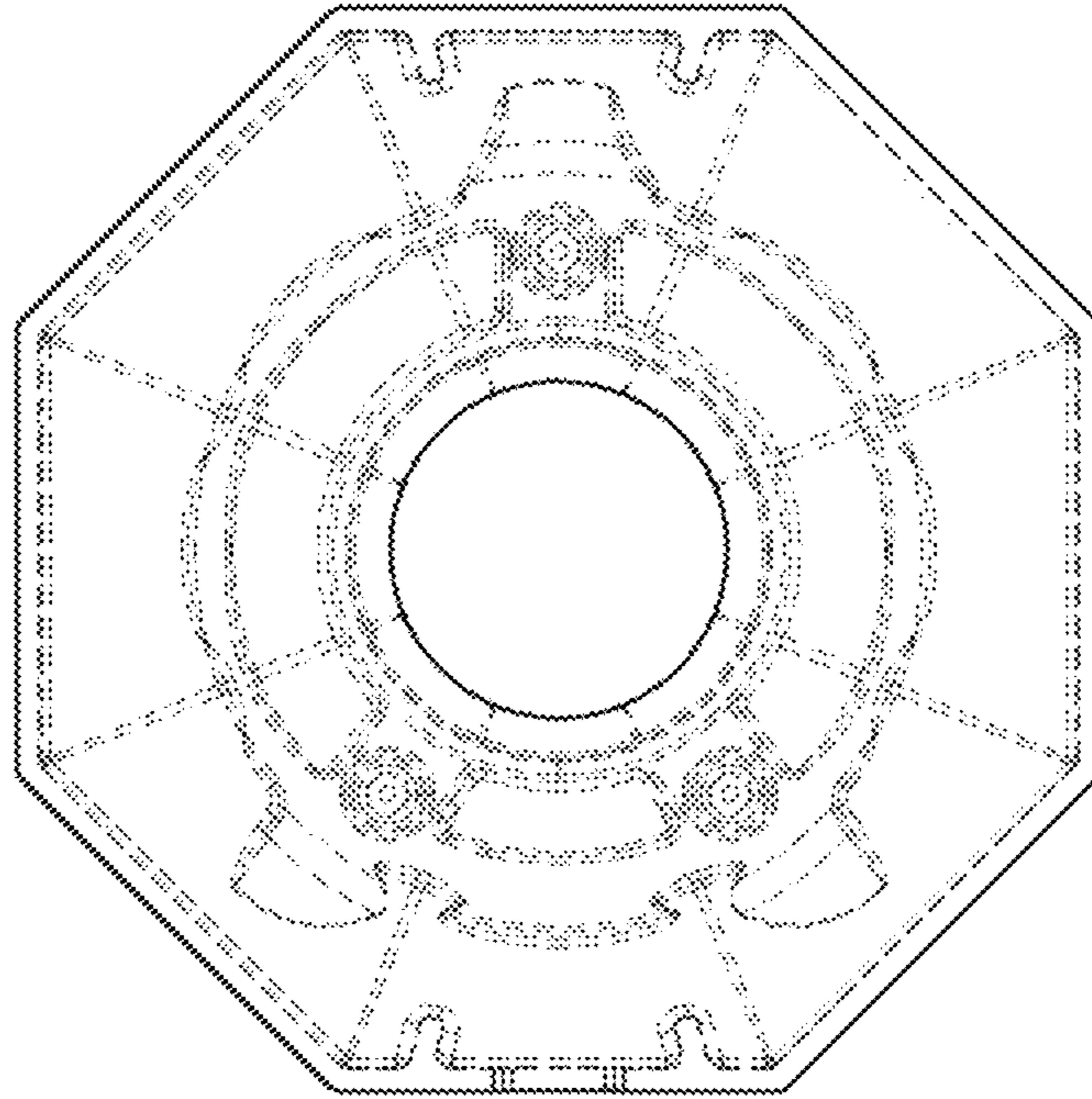


Fig. 6



Fig. 7