

US00D815503S

(12) **United States Design Patent**  
**Ruqian**

(10) **Patent No.:** **US D815,503 S**

(45) **Date of Patent:** **\*\* Apr. 17, 2018**

(54) **WRENCH PRY BAR**

7,735,172 B2 \* 6/2010 Newton ..... A62C 8/00  
7/145

(71) Applicant: **Zhang Ruqian**, Xiaoshan Hangzhou  
(CN)

D759,447 S \* 6/2016 Caglar ..... D8/22  
D769,092 S \* 10/2016 Hyma ..... D8/22

(72) Inventor: **Zhang Ruqian**, Xiaoshan Hangzhou  
(CN)

\* cited by examiner

(\*\*) Term: **15 Years**

*Primary Examiner* — Randall H Gholson

(21) Appl. No.: **29/599,390**

(74) *Attorney, Agent, or Firm* — Clement Cheng

(22) Filed: **Apr. 3, 2017**

(57) **CLAIM**

(51) **LOC (11) Cl.** ..... **08-05**

The ornamental design for a wrench pry bar, as shown and described.

(52) **U.S. Cl.**

USPC ..... **D8/22**

(58) **Field of Classification Search**

USPC ..... D8/21, 22; 81/119, 179, 186, 165, 490,  
81/170, 166, 167, 145, 146, 147, 129,  
81/155, 133, 177.2, 52, 56, 57.15, 57.21,  
81/DIG. 3; 16/110.1

CPC ..... B25B 13/00; B25B 13/10

See application file for complete search history.

**DESCRIPTION**

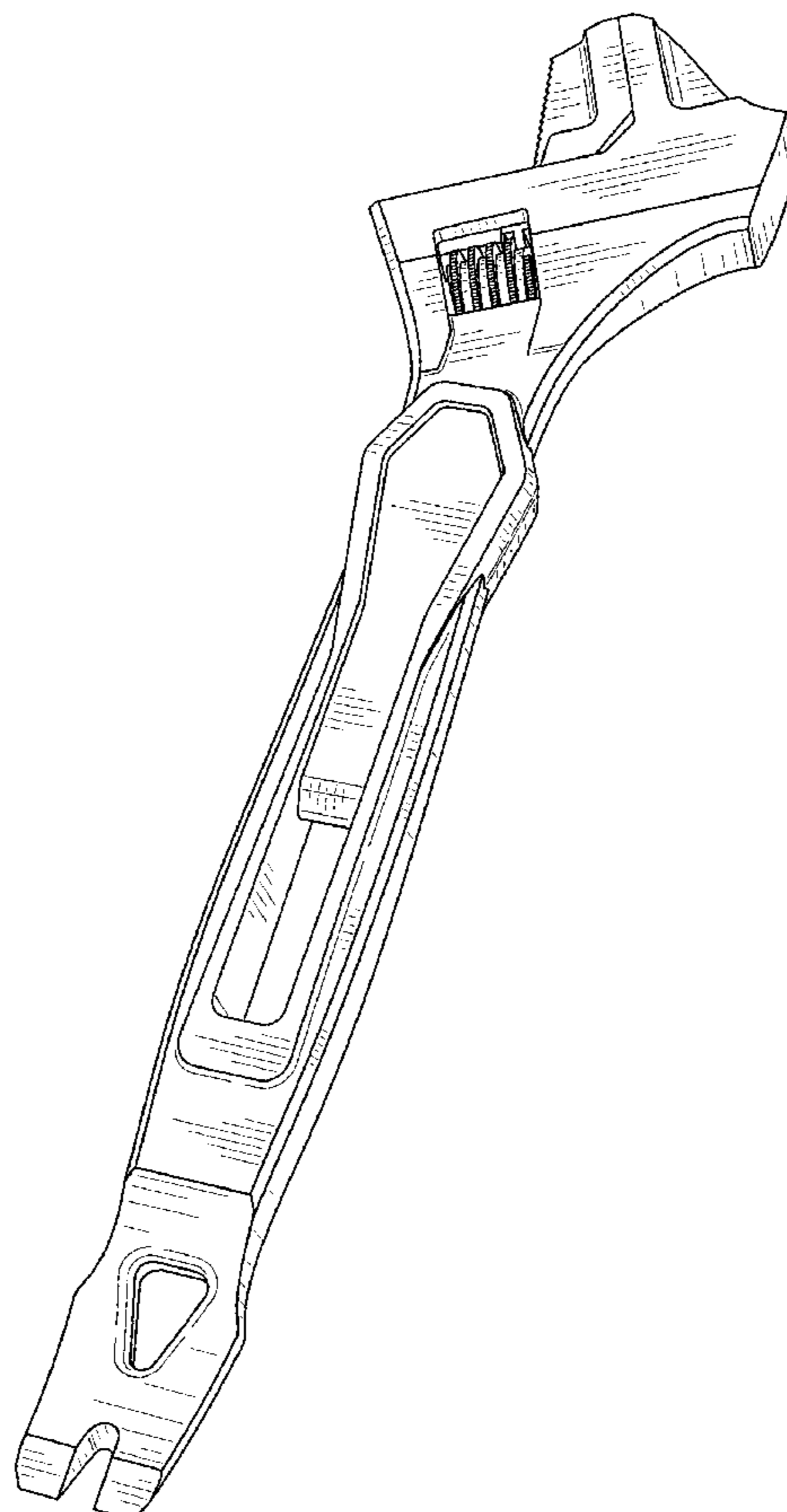
FIG. 1 is a top perspective view.  
FIG. 2 is a front view.  
FIG. 3 is a rear view.  
FIG. 4 is a left side view.  
FIG. 5 is a right side view.  
FIG. 6 is a top view.  
FIG. 7 is a bottom view; and,  
FIG. 8 is a rear perspective view.

(56) **References Cited**

**U.S. PATENT DOCUMENTS**

D596,011 S \* 7/2009 Almayda ..... D8/105  
D617,624 S \* 6/2010 Tygh ..... D8/105

**1 Claim, 5 Drawing Sheets**



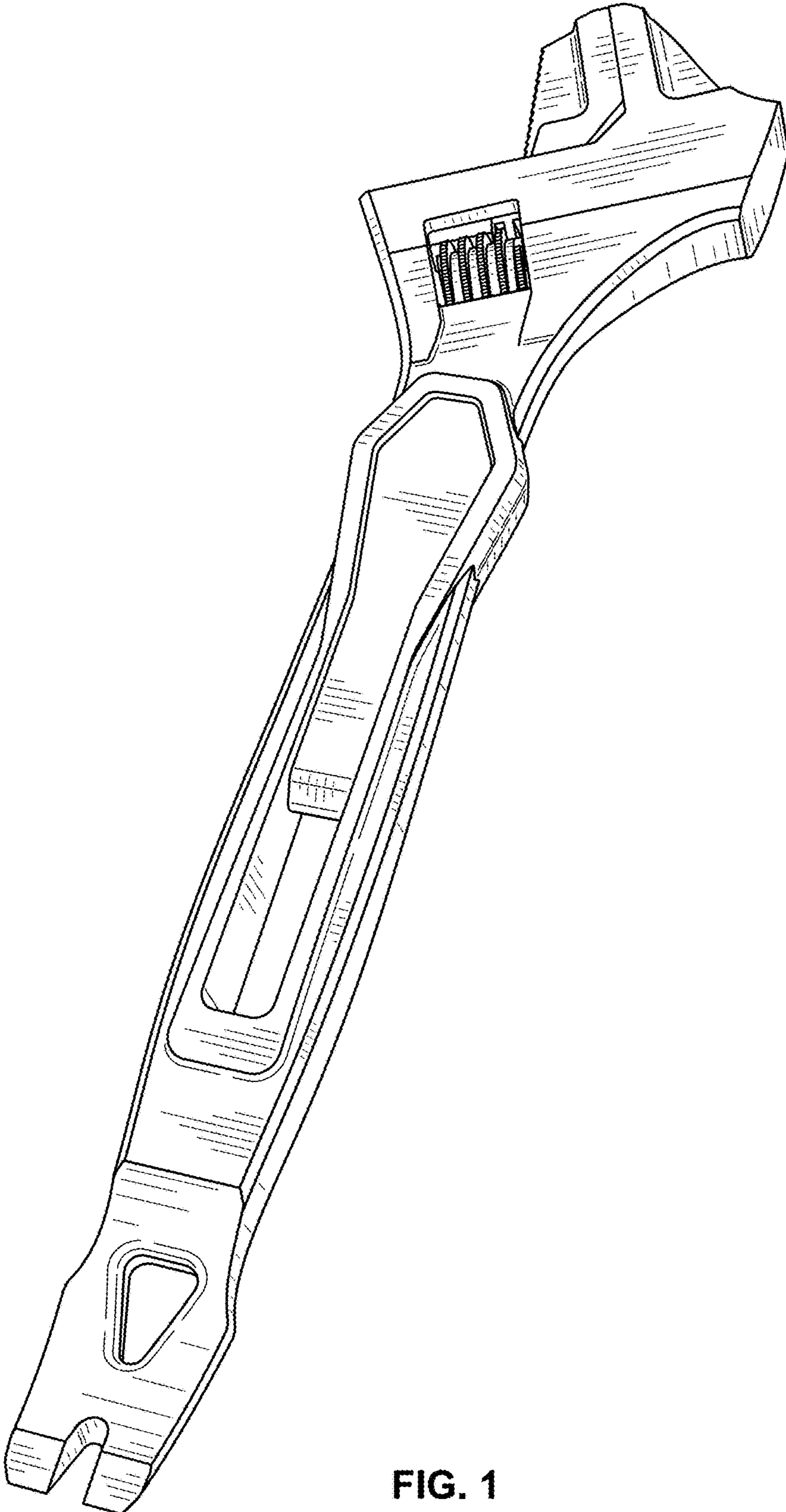


FIG. 1

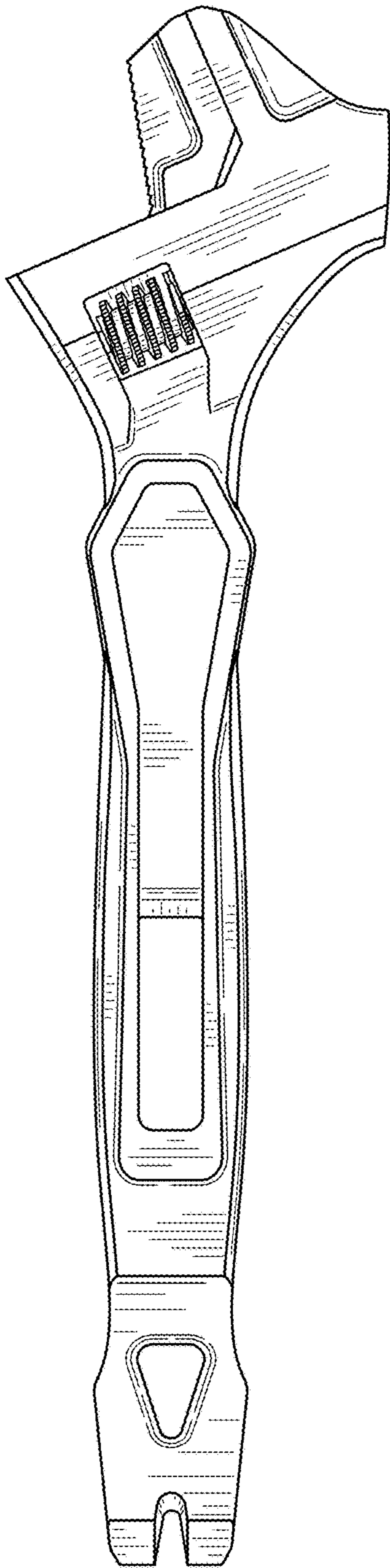


FIG. 2

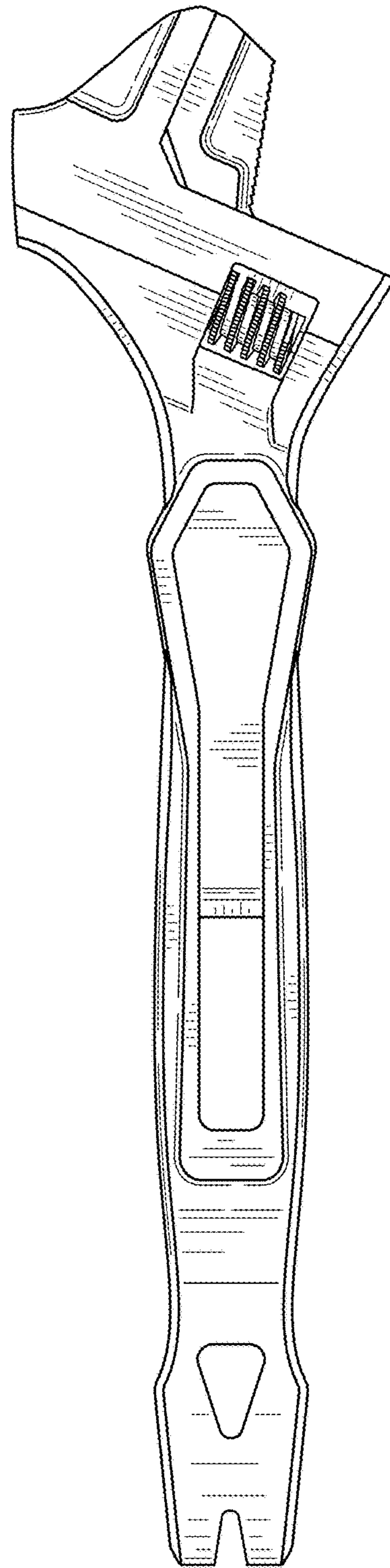


FIG. 3

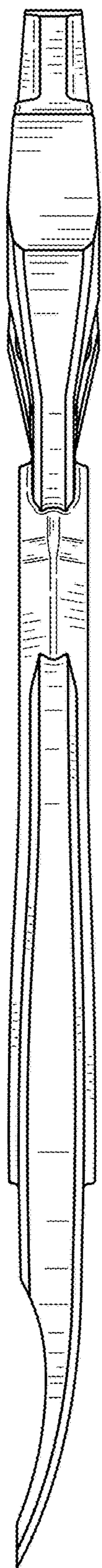


FIG. 4

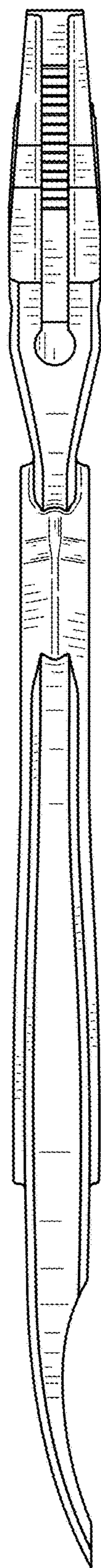


FIG. 5

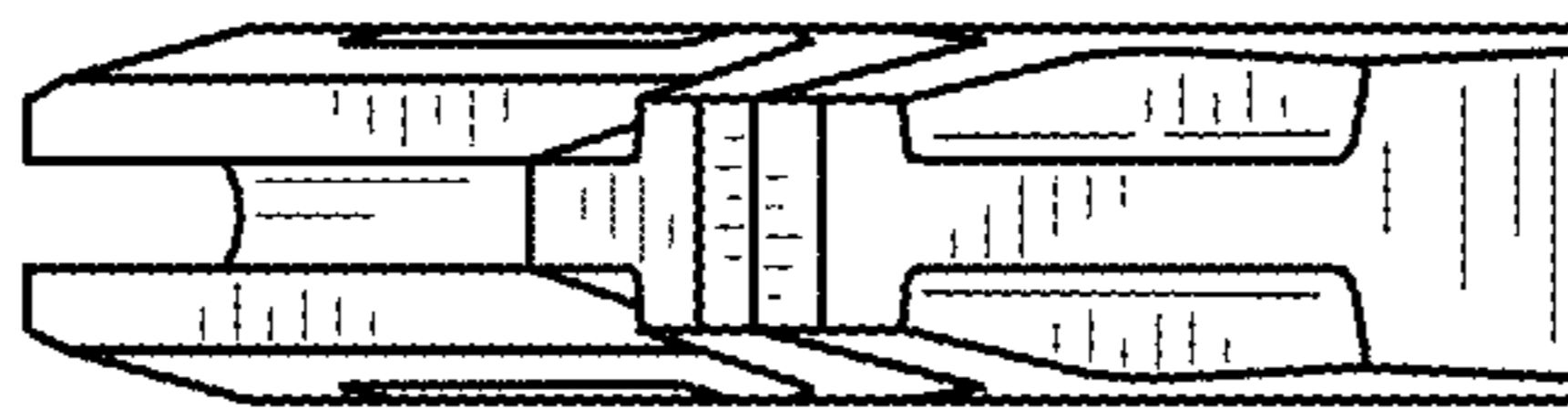


FIG. 6




FIG. 7

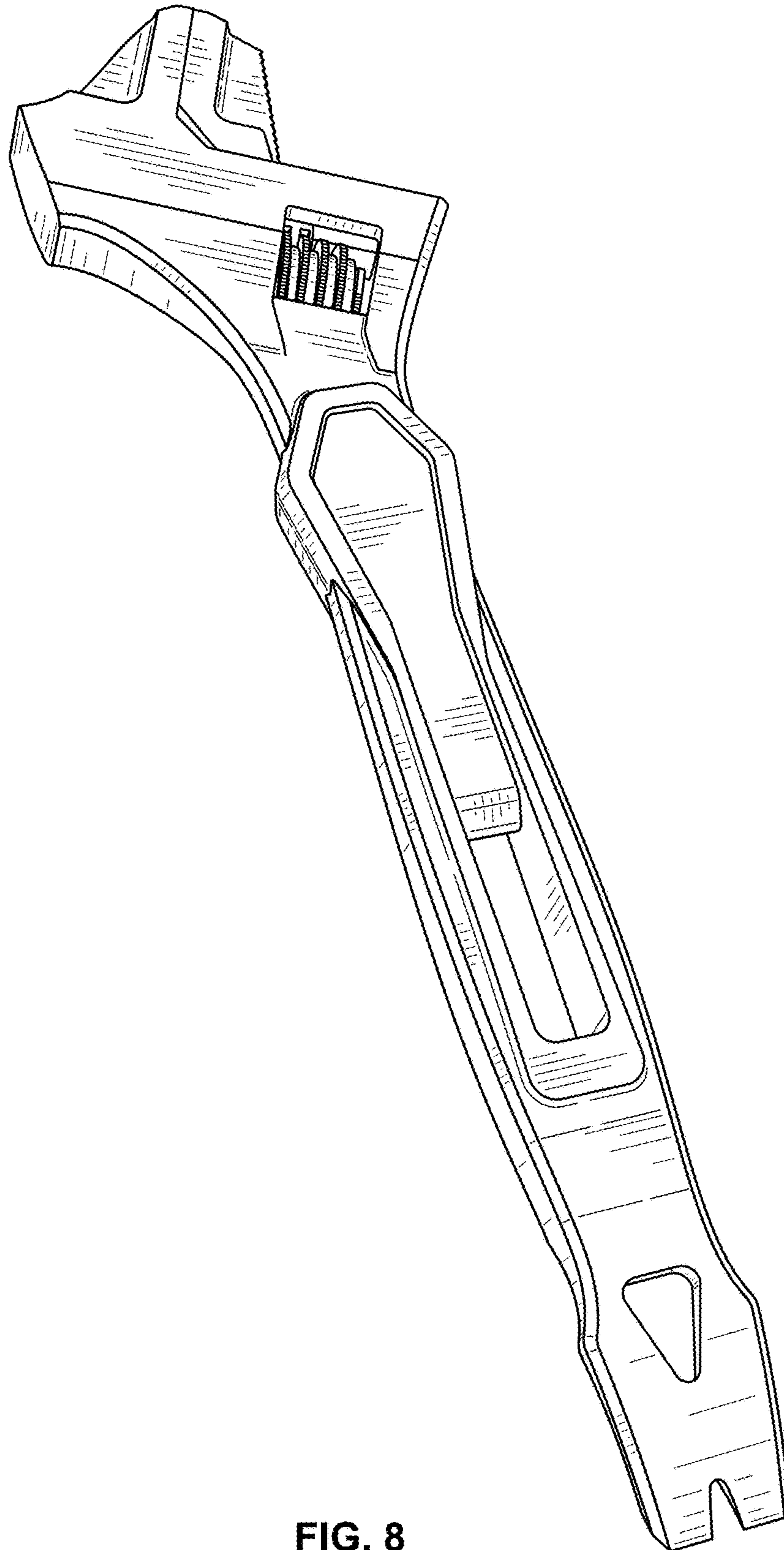


FIG. 8