



US00D815482S

(12) **United States Design Patent** (10) **Patent No.:** **US D815,482 S**
Bell et al. (45) **Date of Patent:** **** Apr. 17, 2018**

(54) **WATER PITCHER**
(71) Applicant: **Brita LP**, Oakland, CA (US)
(72) Inventors: **Russell E. Bell**, Pleasanton, CA (US);
John E. Jamieson, Pleasanton, CA (US); **Scot Herbst**, Santa Cruz, CA (US); **David L. Lyons**, Pleasanton, CA (US); **Nikhil P. Dani**, Pleasanton, CA (US); **Ryan J. Coonce**, Willowbrook, IL (US)

D632,520 S 2/2011 Bell et al.
D640,346 S 6/2011 Sheppard et al.
D677,360 S 3/2013 Sheppard et al.
D680,790 S 4/2013 Bell et al.
D680,791 S * 4/2013 Bell D7/317
D688,909 S * 9/2013 Chapman D7/317
D801,100 S * 10/2017 Rummel D7/318
D802,449 S * 11/2017 Kim D10/46.2
2011/0290741 A1* 12/2011 Cueman C02F 1/003
210/767

(73) Assignee: **Brita LP**, Oakland, CA (US)

(**) Term: **15 Years**

(21) Appl. No.: **29/576,626**

(22) Filed: **Sep. 6, 2016**

(51) **LOC (11) Cl.** **07-01**

(52) **U.S. Cl.**
USPC **D7/318**; D7/317; D7/316

(58) **Field of Classification Search**
USPC D7/300, 302, 303, 305, 397, 399,
D7/316-319, 321, 600, 602, 619.1;
D9/516, 523, 524, 527, 528; D23/212
CPC A47J 27/21058; A47J 31/40; A47J 31/41;
A47G 19/12; A47G 19/14; A47G 19/145;
B01D 35/02; B65D 47/06
See application file for complete search history.

(56) **References Cited**

U.S. PATENT DOCUMENTS

D523,280 S 6/2006 Bertulis
D584,912 S 1/2009 Green et al.
D586,605 S 2/2009 Ma et al.
D587,957 S 3/2009 Imai
D604,088 S * 11/2009 Bursztein D7/317
D623,465 S 9/2010 Sheppard et al.
D626,778 S 11/2010 Bell et al.

FOREIGN PATENT DOCUMENTS

EM 002820035 10/2015

* cited by examiner

Primary Examiner — Daniel D Bui

Assistant Examiner — Andrew Kerr

(74) *Attorney, Agent, or Firm* — Stacy H. Combs;
Thomas C. Feix

(57) **CLAIM**

The ornamental design for a water pitcher, as shown and described.

DESCRIPTION

FIG. 1 is a perspective view of a water pitcher showing our new design;

FIG. 2 is a top view thereof;

FIG. 3 is a bottom view thereof;

FIG. 4 is a left side view thereof;

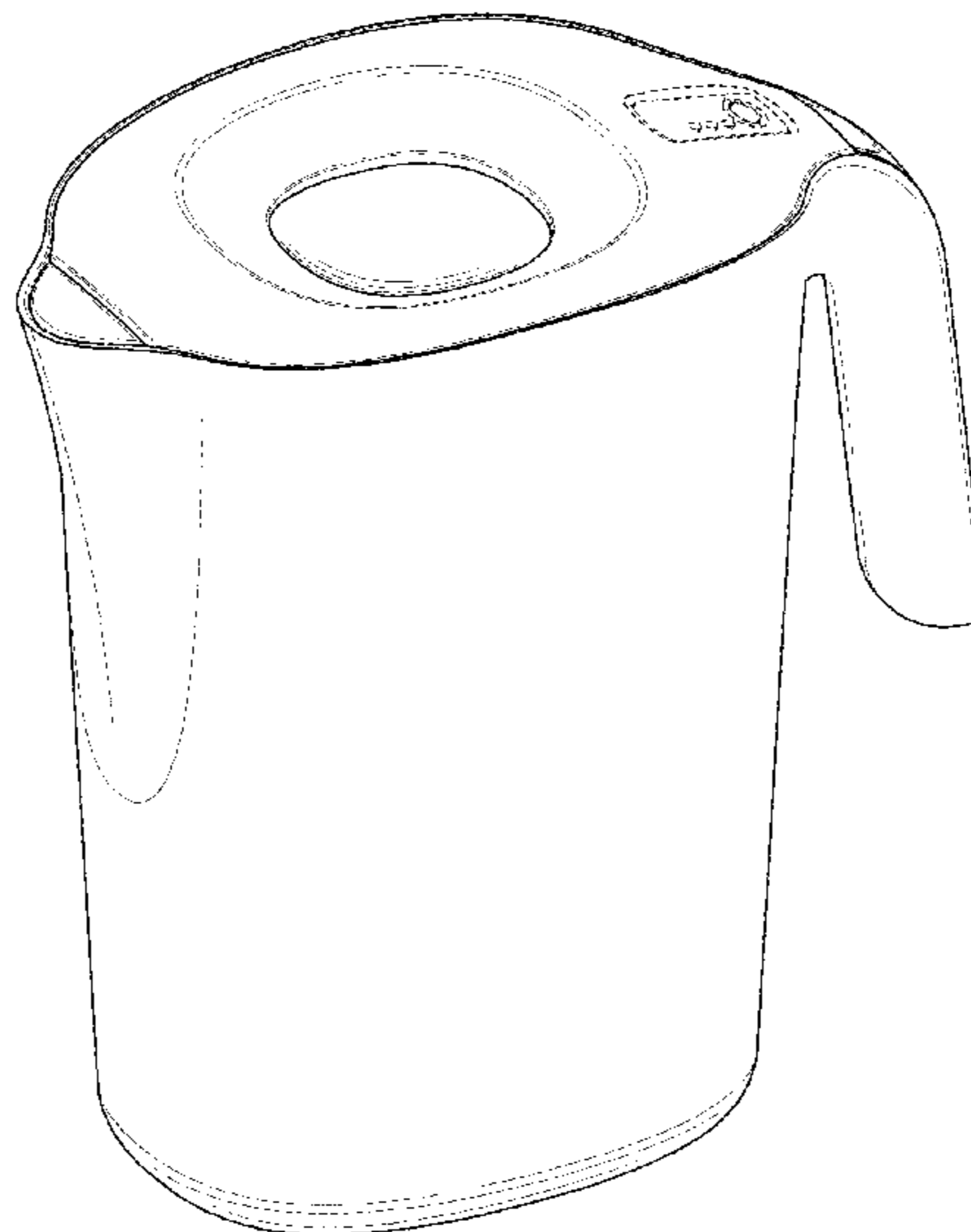
FIG. 5 is a right side view thereof;

FIG. 6 is a front view thereof; and,

FIG. 7 is a back view thereof.

The broken lines in the drawing views represent unclaimed portions of a water pitcher, which are included for the purpose of illustrating unclaimed environment only, and forms no part of the claimed design.

1 Claim, 4 Drawing Sheets






FIG. 1

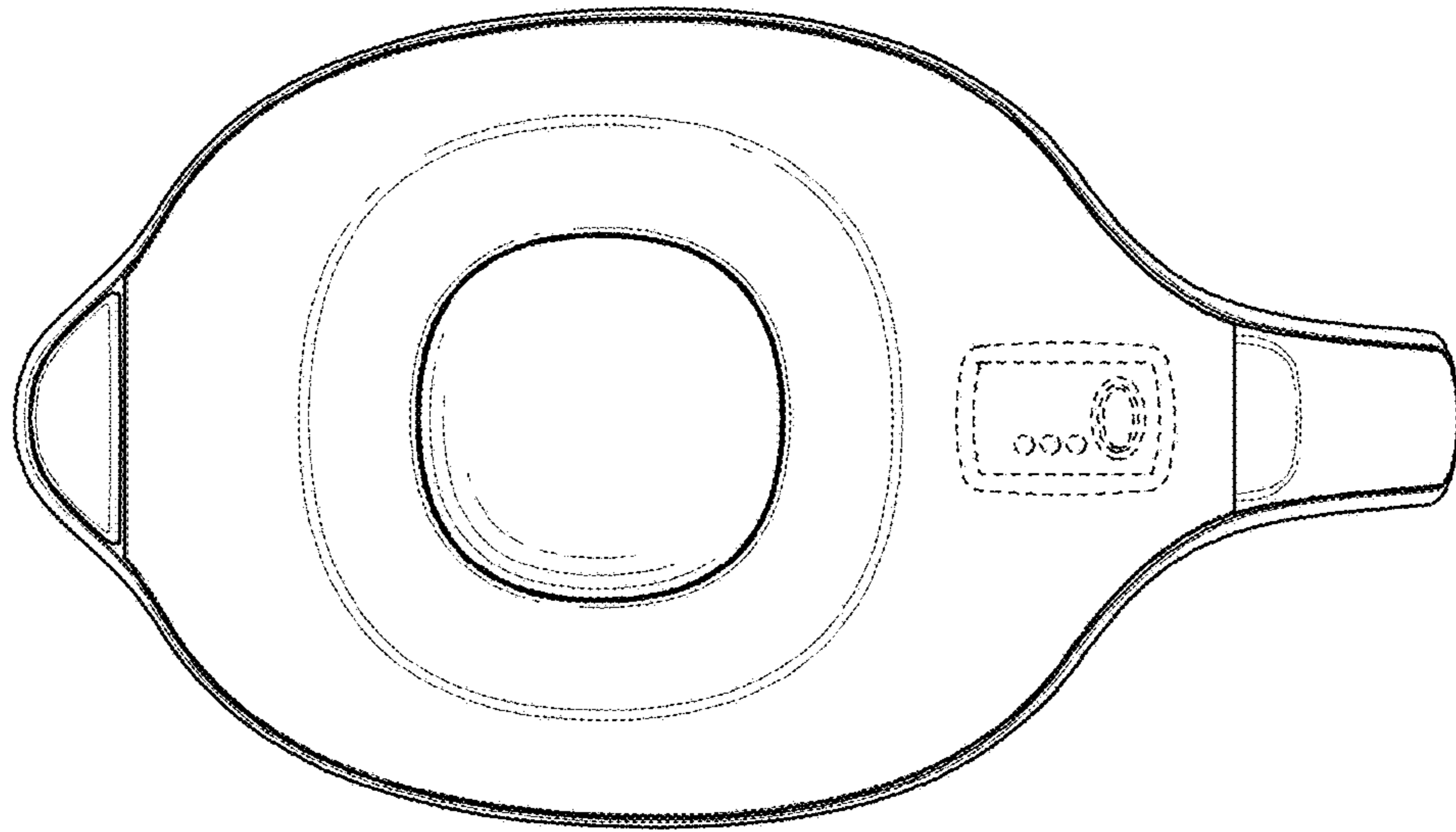


FIG. 2

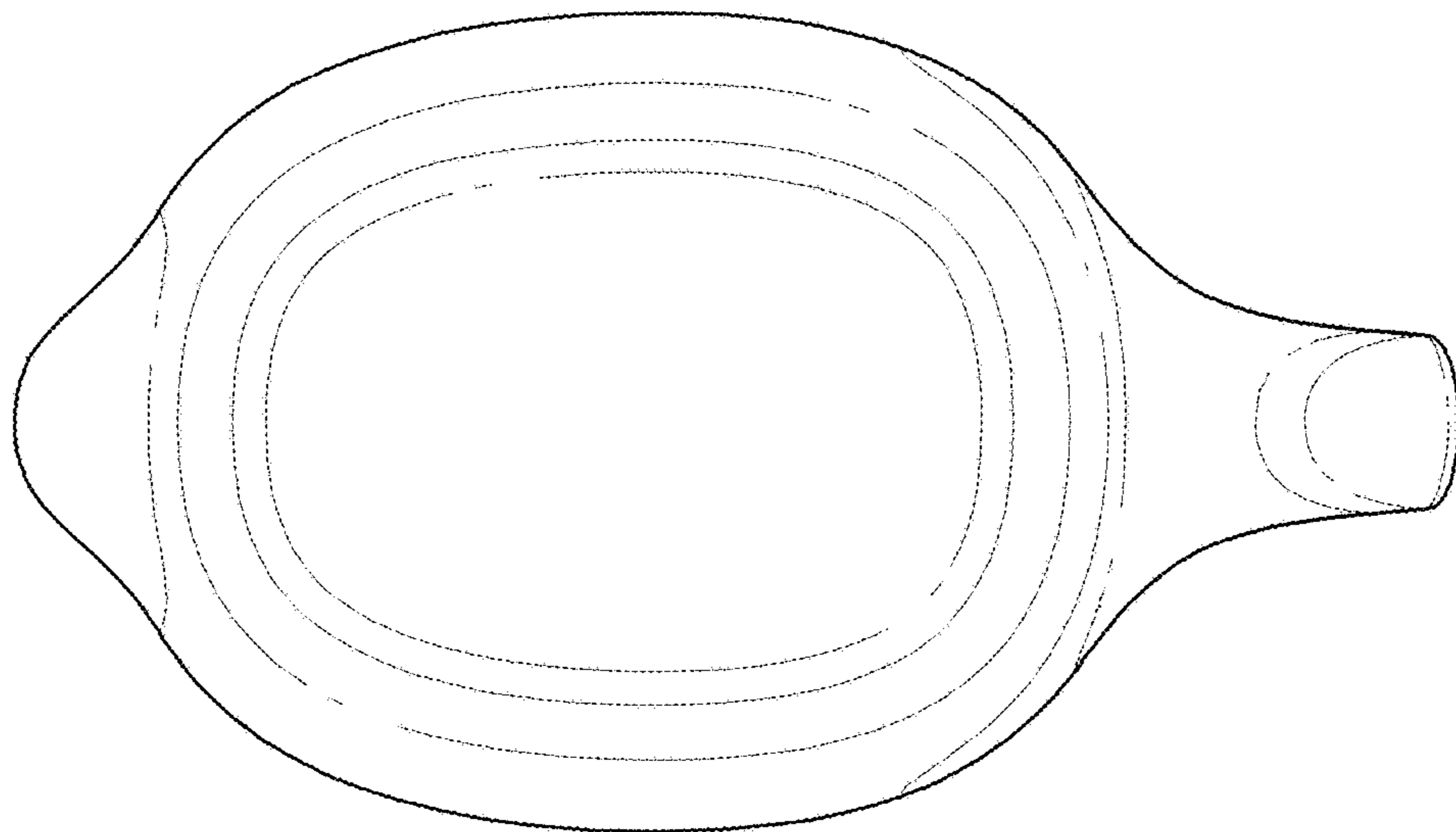


FIG. 3

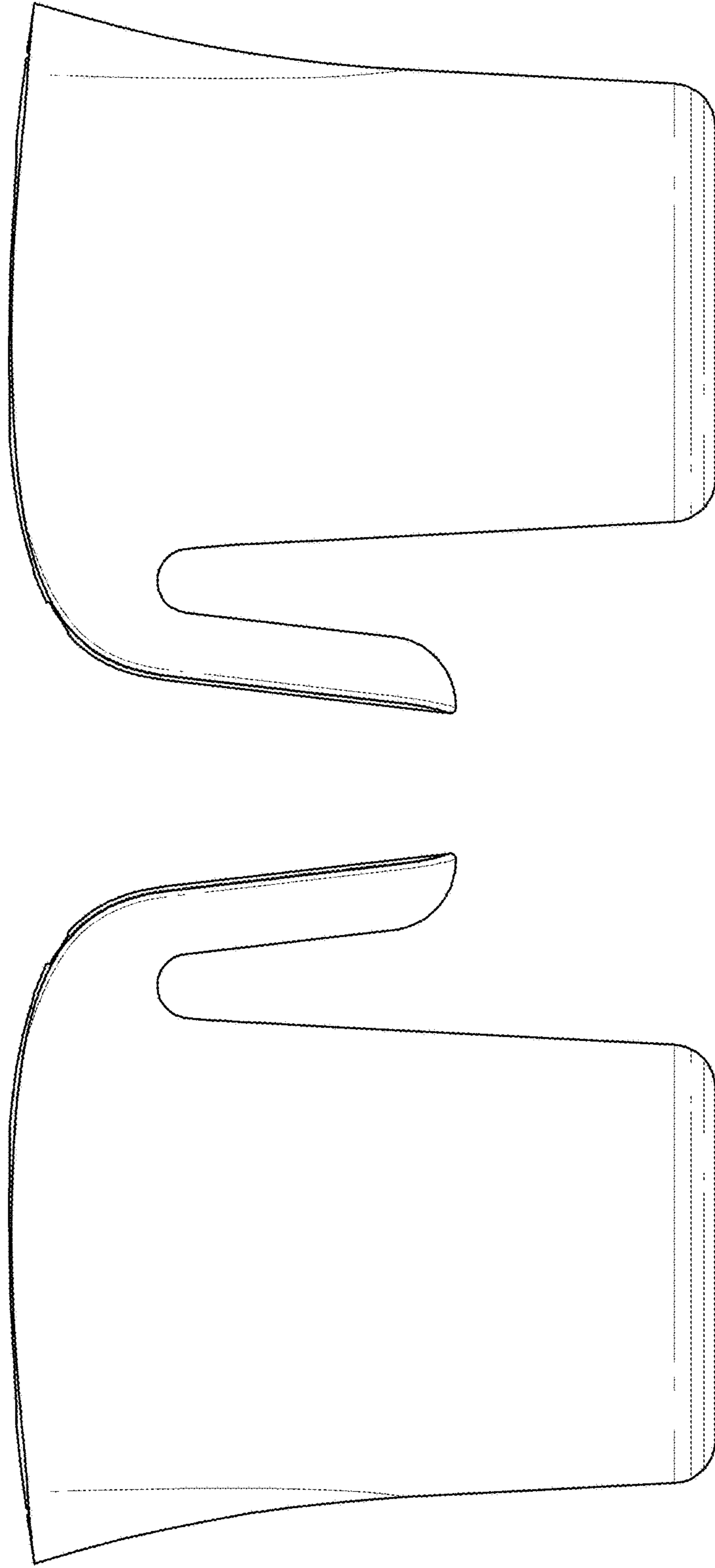


FIG. 4

FIG. 5

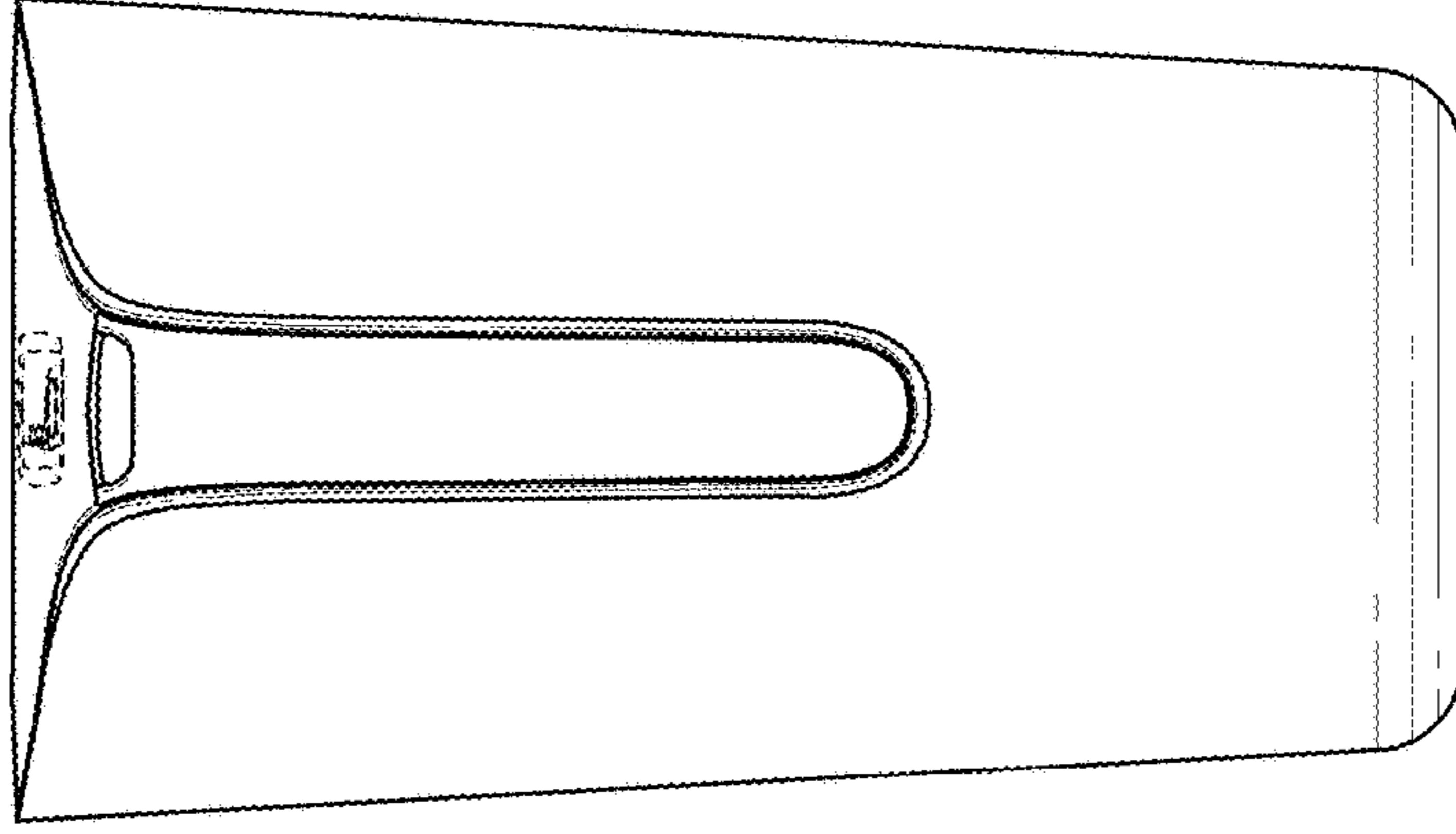


FIG. 6

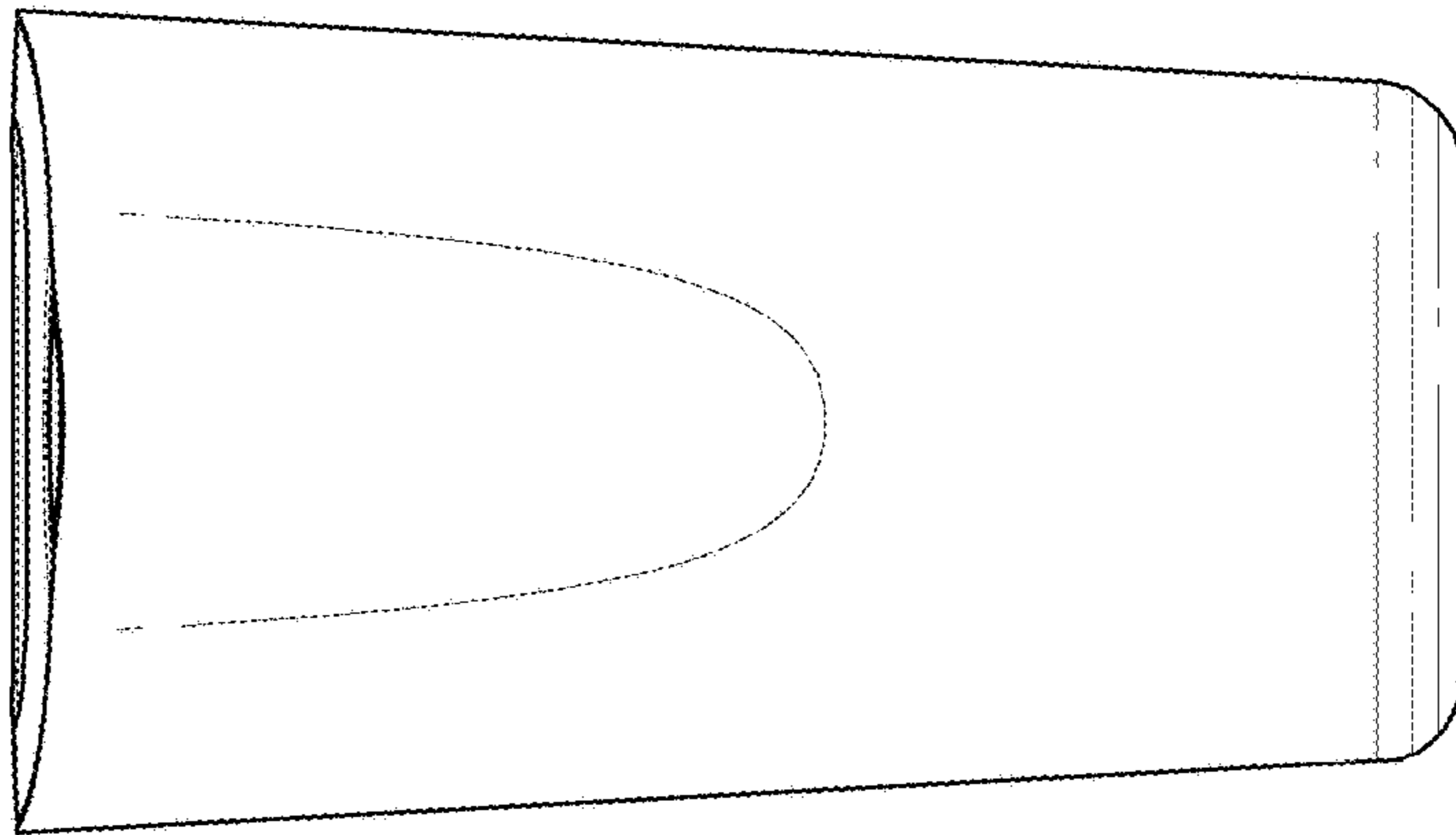


FIG. 7