



US00D815458S

(12) **United States Design Patent**
Mann

(10) **Patent No.:** **US D815,458 S**
(45) **Date of Patent:** **** Apr. 17, 2018**

(54) **DISPENSER MOUNTING PLATE**

(71) Applicant: **GOJO Industries, Inc.**, Akron, OH
(US)

(72) Inventor: **Christopher Mann**, Hudson, OH (US)

(73) Assignee: **GOJO Industries, Inc.**, Akron, OH
(US)

(**) Term: **15 Years**

(21) Appl. No.: **29/590,236**

(22) Filed: **Jan. 9, 2017**

(51) **LOC (11) Cl.** **23-02**

(52) **U.S. Cl.**
USPC **D6/545**

(58) **Field of Classification Search**
USPC D6/545, 542-544, 524, 567, 574;
D8/349, 354; 206/77.1; 211/13.1, 71.01,
211/74-75; 221/208, 282-283, 287;
222/92, 105, 173, 180, 181.1, 181.2,
222/181.3, 630; 248/205.1, 309.1, 310,
248/311.2, 311.3, 312; 312/242
CPC A47K 13/165; A61B 42/40; Y10S 248/905
See application file for complete search history.

(56) **References Cited**

U.S. PATENT DOCUMENTS

D454,017 S * 3/2002 Kauzlarich D6/545

D465,953 S * 11/2002 Lewis D6/545
D568,660 S * 5/2008 Hodgson D6/545
2013/0206944 A1 * 8/2013 Merck H01F 27/02
248/309.1

* cited by examiner

Primary Examiner — Wan Laymon

Assistant Examiner — Mark Booker

(74) *Attorney, Agent, or Firm* — Calfee, Halter &
Griswold LLP

(57) **CLAIM**

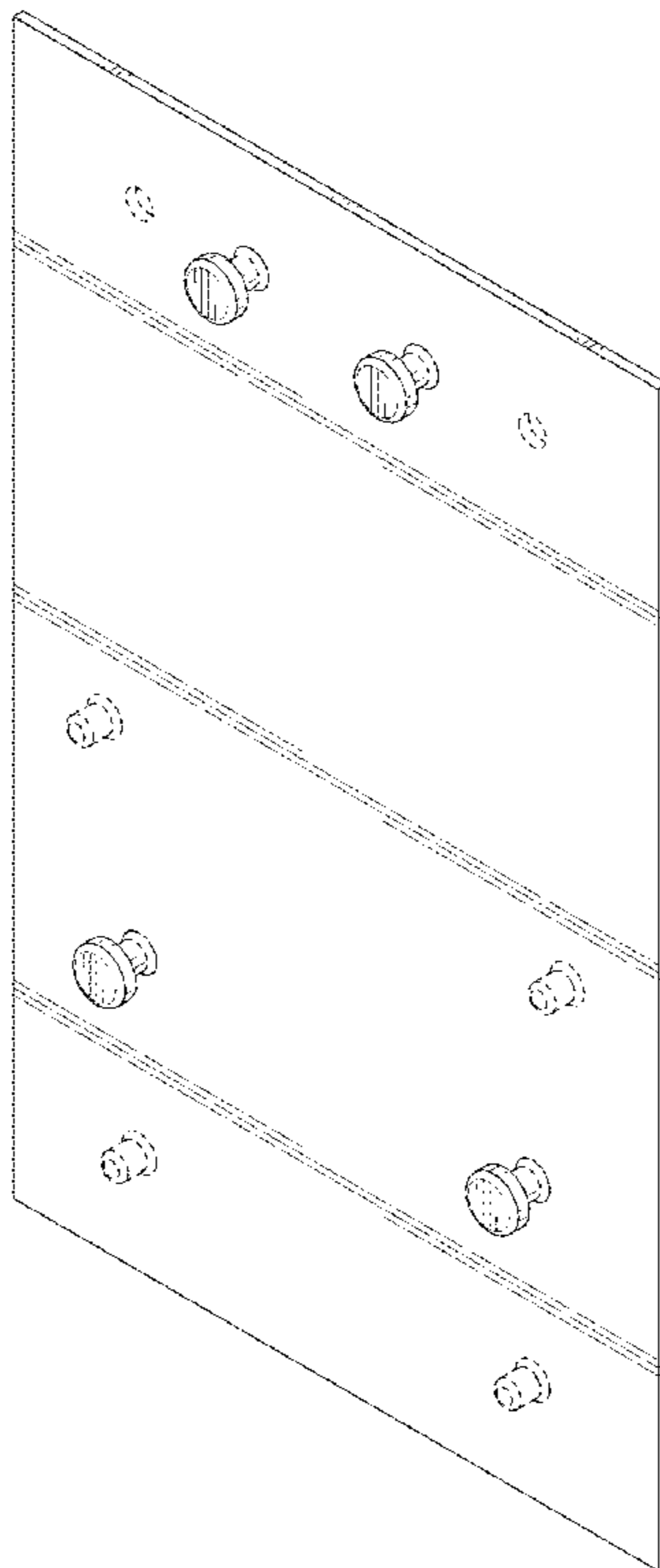
The ornamental design for a dispenser mounting plate, as shown and described.

DESCRIPTION

FIG. 1 is a perspective view of a dispenser mounting plate of the new design;
FIG. 2 is a front elevational view of the dispenser mounting plate of FIG. 1;
FIG. 3 is a right side elevational view of the dispenser mounting plate of FIG. 1; and,
FIG. 4 is a top plan view of the dispenser mounting plate of FIG. 1.

The portions of the Figures shown in broken lines are not part of the claimed design and are for illustration only.

1 Claim, 2 Drawing Sheets



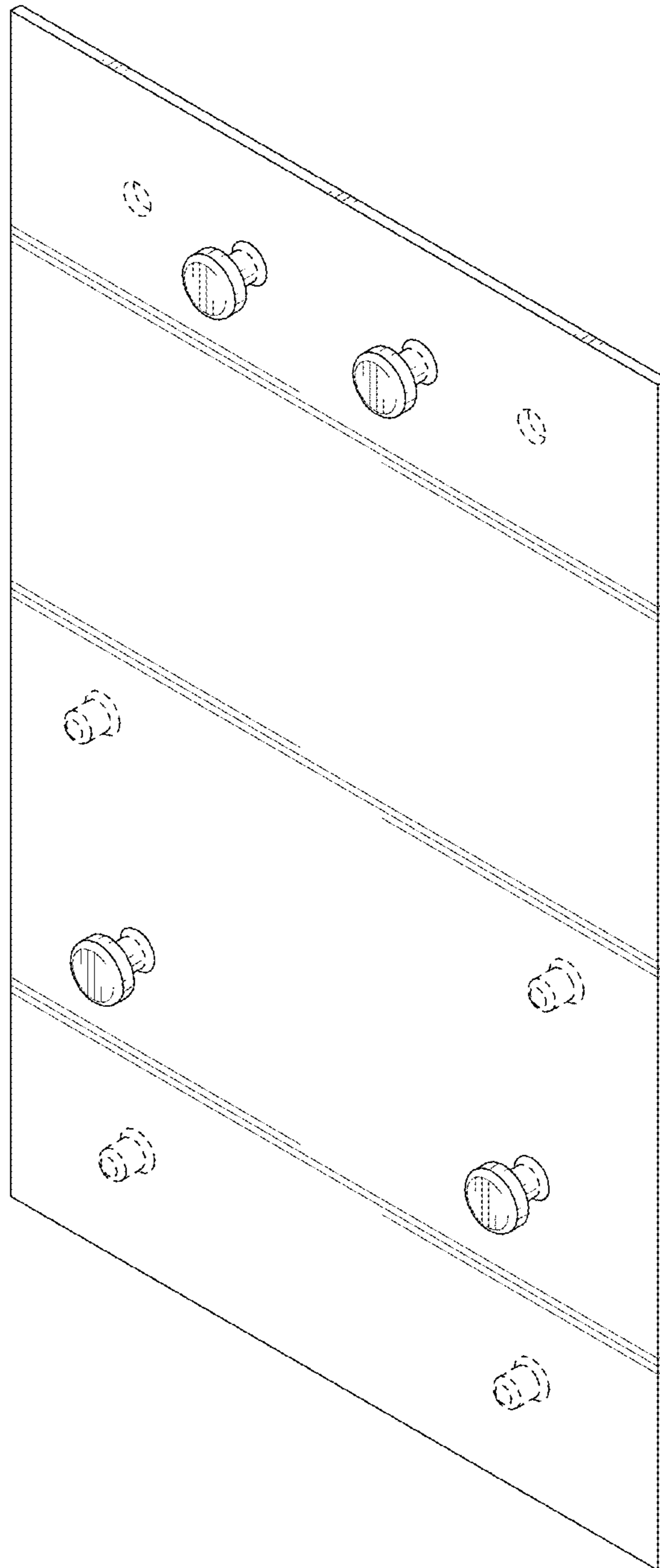


FIG. 1

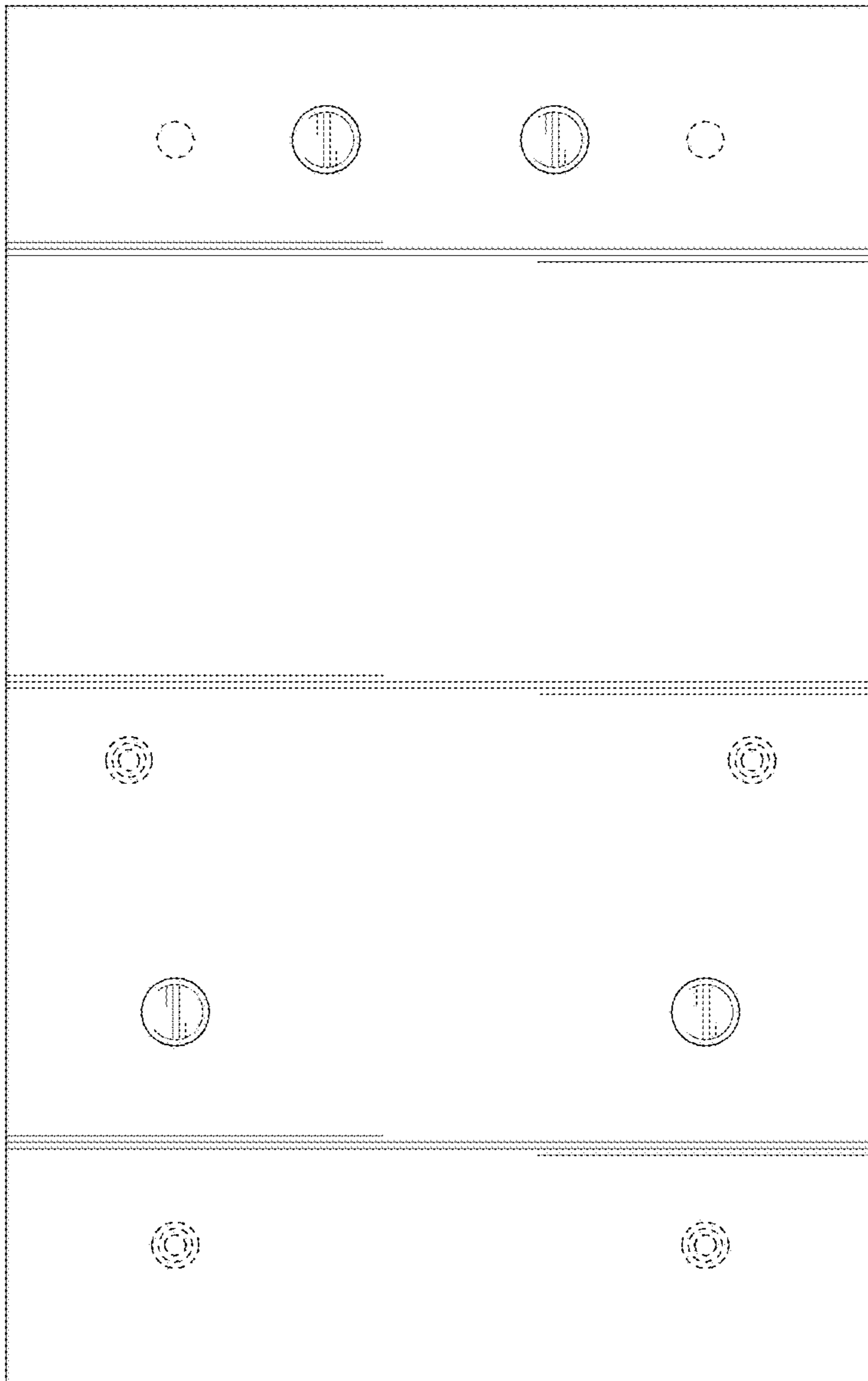


FIG. 2



FIG. 3

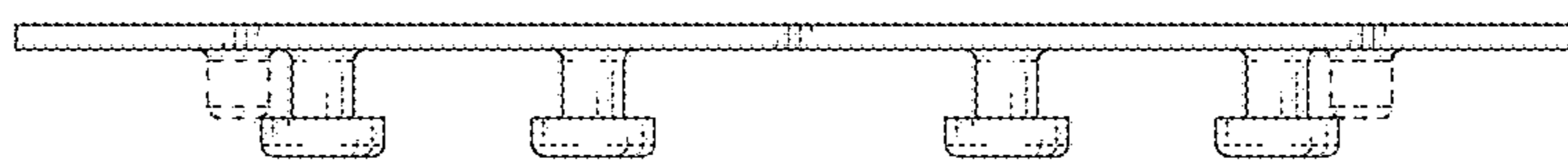


FIG. 4