



US00D815452S

(12) **United States Design Patent**
Hannoosh et al.

(10) **Patent No.:** **US D815,452 S**
(45) **Date of Patent:** **** Apr. 17, 2018**

(54) **CHAIR**

(71) Applicant: **Williams-Sonoma, Inc.**, San Francisco, CA (US)

(72) Inventors: **Jeffrey C. Hannoosh**, Brooklyn, NY (US); **Ana Jones**, Brooklyn, NY (US)

(73) Assignee: **Williams-Sonoma, Inc.**, San Francisco, CA (US)

(**) Term: **15 Years**

(21) Appl. No.: **29/590,523**

(22) Filed: **Jan. 11, 2017**

(51) **LOC (11) Cl.** **06-01**

(52) **U.S. Cl.**
USPC **D6/380; D6/375**

(58) **Field of Classification Search**
USPC D6/334-336, 371, 372, 373, 374, 375, D6/380, 716, 716.1, 716.2, 716.3, 716.4
CPC A47C 3/04; A47C 3/12; A47C 4/02; A47C 4/028; A47C 4/03; A47C 5/06; A47C 5/12; A47C 7/021; A47C 7/18; A47C 7/24

See application file for complete search history.

(56) **References Cited**

U.S. PATENT DOCUMENTS

D158,508 S * 5/1950 Saarinen D6/374
D173,389 S * 11/1954 Sherman D6/334
2,723,712 A * 11/1955 Yellen A47C 3/12
297/440.11

D180,138 S * 4/1957 Futotian D6/375
D183,743 S * 10/1958 Howell, Jr. D6/334
D191,704 S * 11/1961 Stauffer D6/375
D196,719 S * 10/1963 Johnson D6/366
3,656,808 A * 4/1972 Chang A47C 5/06
297/285
D436,749 S * 1/2001 Arad D6/374
D525,446 S * 7/2006 Farber D6/375
D555,380 S * 11/2007 Farber D6/375
D569,647 S * 5/2008 Mezger D6/374
D591,966 S * 5/2009 Bouroullec D6/375
D646,074 S * 10/2011 Cantarutti D6/375
D706,053 S * 6/2014 Schwamkrug D6/374
D729,562 S * 5/2015 Kubryk D6/716
D771,424 S * 11/2016 Cantarutti D6/716

* cited by examiner

Primary Examiner — Mimosa De

(74) *Attorney, Agent, or Firm* — Cook Alex Ltd.; R. Blake Johnston

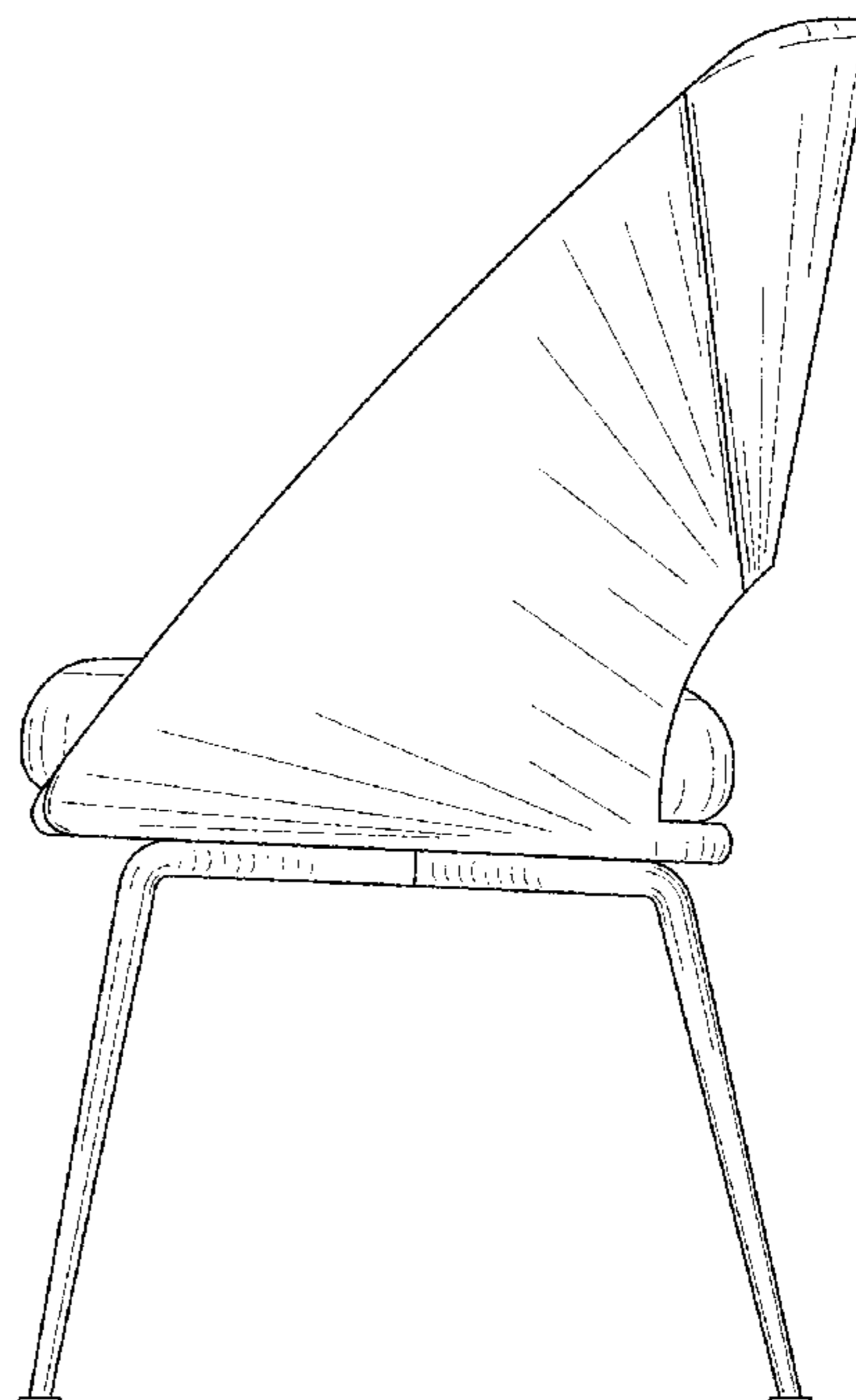
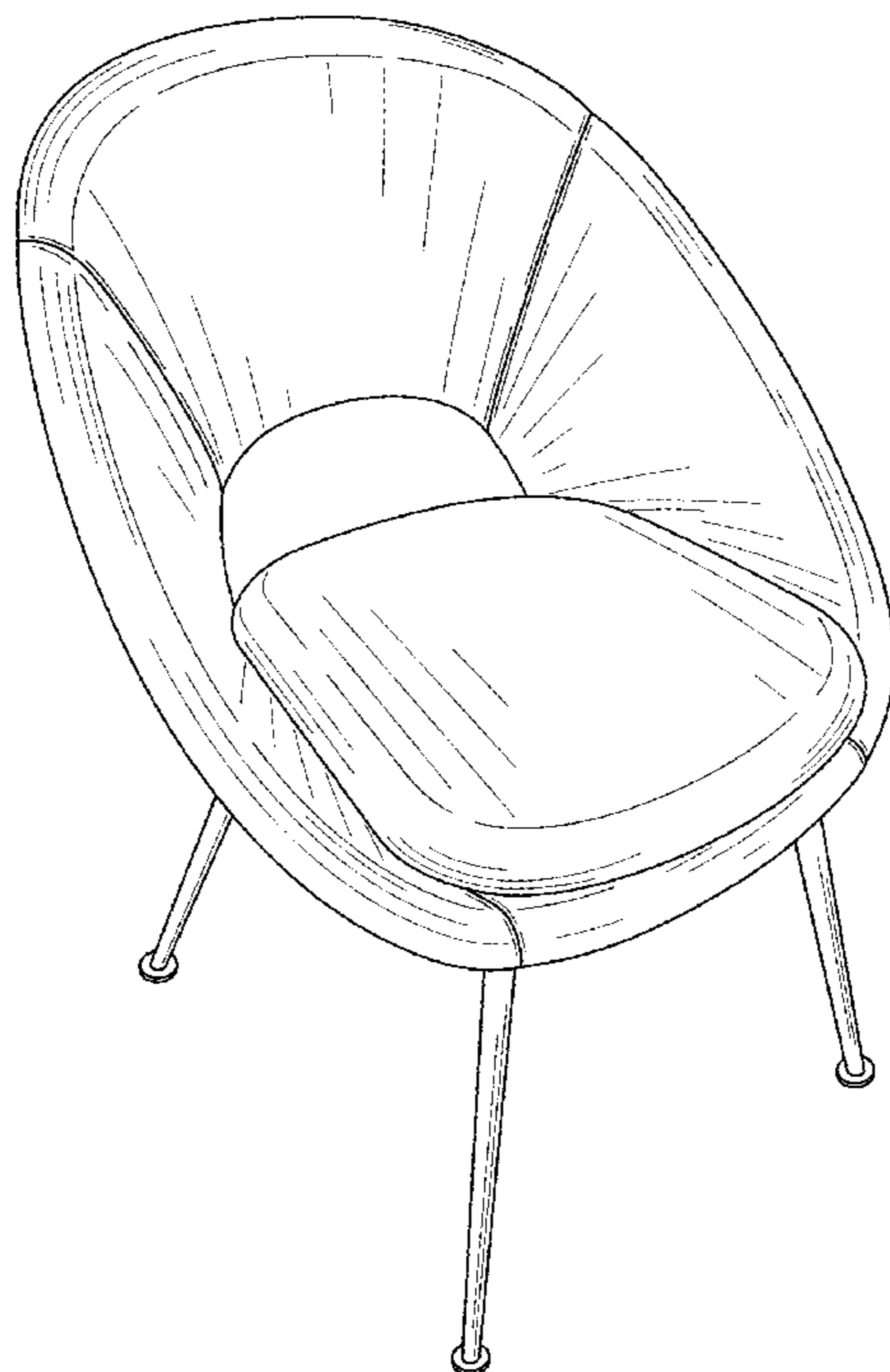
(57) **CLAIM**

The ornamental design for a chair, as shown and described.

DESCRIPTION

FIG. 1 is a perspective view of the chair;
FIG. 2 is a front elevational view of the chair;
FIG. 3 is a rear elevational view of the chair;
FIG. 4 is a left side elevational view of the chair, the opposite side of which is a mirror image;
FIG. 5 is a top plan view of the chair; and,
FIG. 6 is a bottom plan view of the chair.

1 Claim, 5 Drawing Sheets






FIG. 1

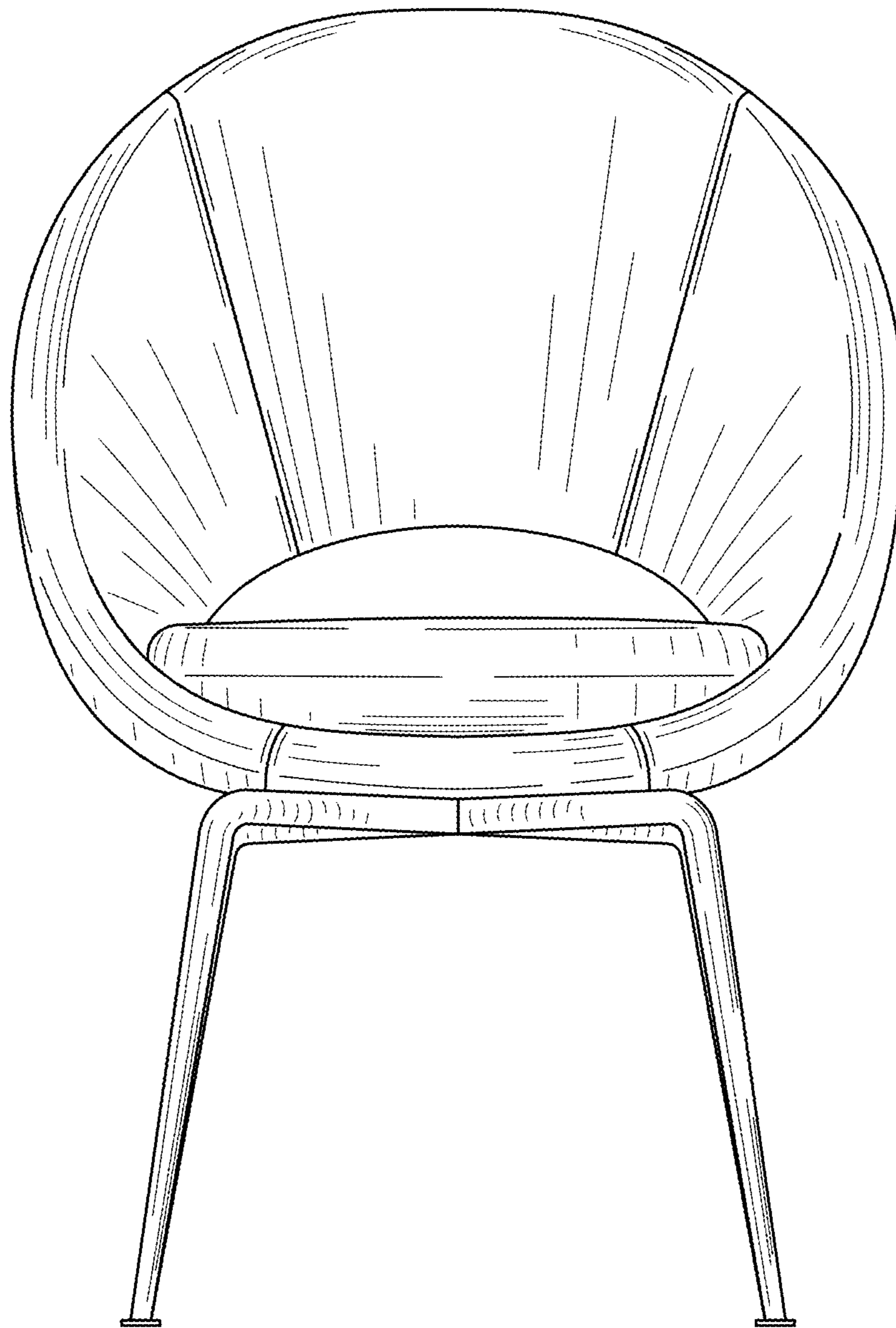


FIG. 2




FIG. 3




FIG. 4




FIG. 5

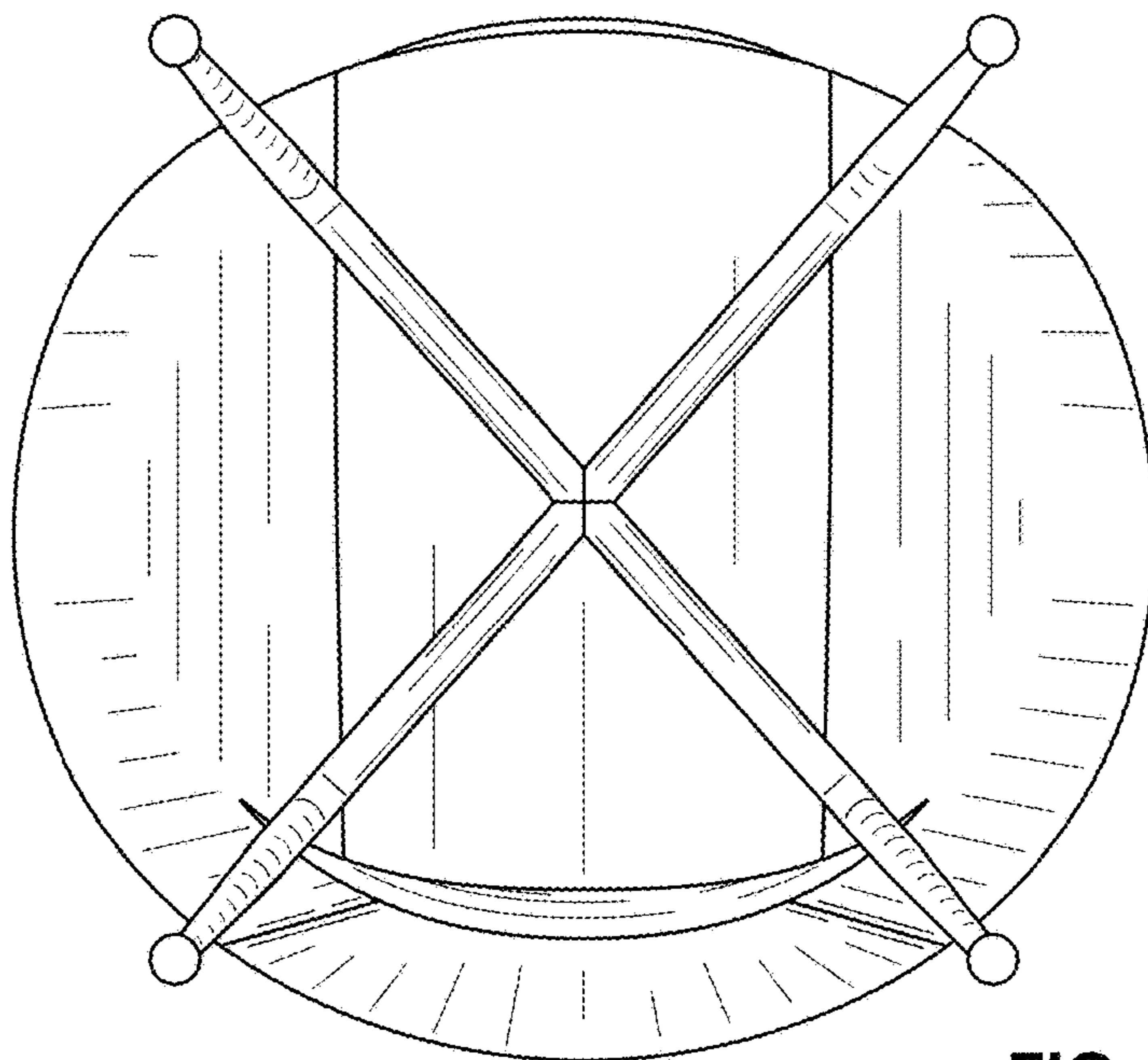


FIG. 6