



US00D815451S

(12) **United States Design Patent**
Tran

(10) **Patent No.:** **US D815,451 S**
(45) **Date of Patent:** **** Apr. 17, 2018**

(54) **CHAIR**
(71) Applicant: **Hy Duy Tran**, Oxnard, CA (US)
(72) Inventor: **Hy Duy Tran**, Oxnard, CA (US)
(**) Term: **15 Years**
(21) Appl. No.: **29/556,337**
(22) Filed: **Feb. 29, 2016**
(51) **LOC (11) Cl.** **06-01**
(52) **U.S. Cl.**
USPC **D6/380**
(58) **Field of Classification Search**
USPC D6/334, 335, 336, 369, 370, 371, 372,
D6/373, 374, 375, 376, 377, 378, 379,
D6/380, 381, 716, 716.1, 716.2, 716.3,
D6/716.4; 297/411.42
CPC A47C 3/04; A47C 4/02; A47C 4/03; A47C
5/02; A47C 5/12; A47C 7/54; A47C 7/16;
B60N 2/686
See application file for complete search history.

D547,963 S * 8/2007 Olano D6/379
D548,477 S * 8/2007 Olano D6/379
D579,052 S * 10/2008 Ciani D6/379
D579,226 S * 10/2008 Pinaffo D6/379
D647,318 S * 10/2011 Bogdan D6/379
D656,336 S * 3/2012 Neil D6/379
D664,786 S * 8/2012 Keller D6/376
8,540,315 B2 * 9/2013 Piretti A47C 3/045
297/239
D691,385 S * 10/2013 Gan D6/370
D693,590 S * 11/2013 Irvine D6/379
8,721,002 B2 * 5/2014 Smith A47C 3/04
297/239
D740,046 S * 10/2015 Levy D6/379
D752,894 S * 4/2016 Tiet D6/379
D763,002 S * 8/2016 Moscheri D6/379
D779,223 S * 2/2017 Duvigneau D6/374
D779,224 S * 2/2017 Duvigneau D6/379
D787,215 S * 5/2017 Ruiz D6/375
D796,864 S * 9/2017 Tran D6/380

(Continued)

Primary Examiner — Garth Rademaker
Assistant Examiner — Richard Kearney
(74) *Attorney, Agent, or Firm* — Michael N. Cohen;
Cohen IP Law Group PC

(56) **References Cited**

U.S. PATENT DOCUMENTS

D182,748 S * 5/1958 Vanderminden 297/411.42
D259,078 S * 5/1981 Deconinck D6/370
D280,474 S * 9/1985 Vanderminden D6/370
D288,994 S * 3/1987 Winters D6/370
D291,161 S * 8/1987 Hubert D6/370
D292,951 S * 12/1987 Lamb D6/370
D338,783 S * 8/1993 de Armas D6/370
D341,494 S * 11/1993 Ohashi D6/370
D343,526 S * 1/1994 de Armas D6/370
D368,382 S * 4/1996 Grosfillex D6/370
D396,365 S * 7/1998 Lizell D6/370
D399,354 S * 10/1998 Westerburgen D6/370
D457,340 S * 5/2002 Muller D6/370
D457,342 S * 5/2002 Muller D6/370


(57) **CLAIM**

I claim the ornamental design for a chair, as shown and described.

DESCRIPTION

FIG. 1 is a front view of a chair, showing my new design;
FIG. 2 is a back view of FIG. 1;
FIG. 3 is a top view of FIG. 1;
FIG. 4 is a bottom view of FIG. 1;
FIG. 5 is a side view of FIG. 1; and,
FIG. 6 is a perspective view of FIG. 1.
The broken lines shown in the drawings illustrate portions of the chair that form no part of the claimed design.

1 Claim, 6 Drawing Sheets



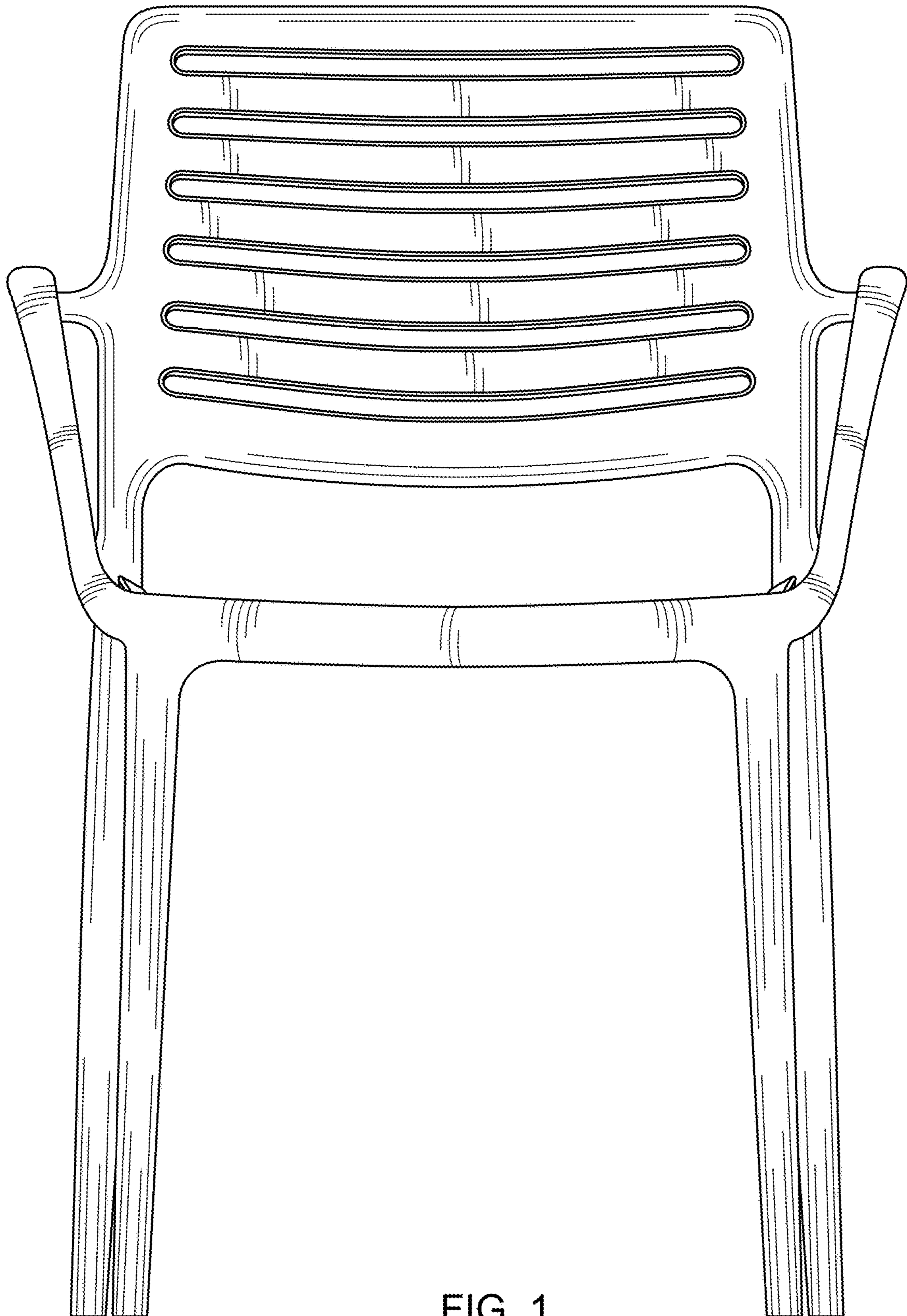
(56)

References Cited

U.S. PATENT DOCUMENTS

D800,474 S * 10/2017 Tran D6/380
2010/0314923 A1 * 12/2010 Smith A47C 7/54
297/239

* cited by examiner



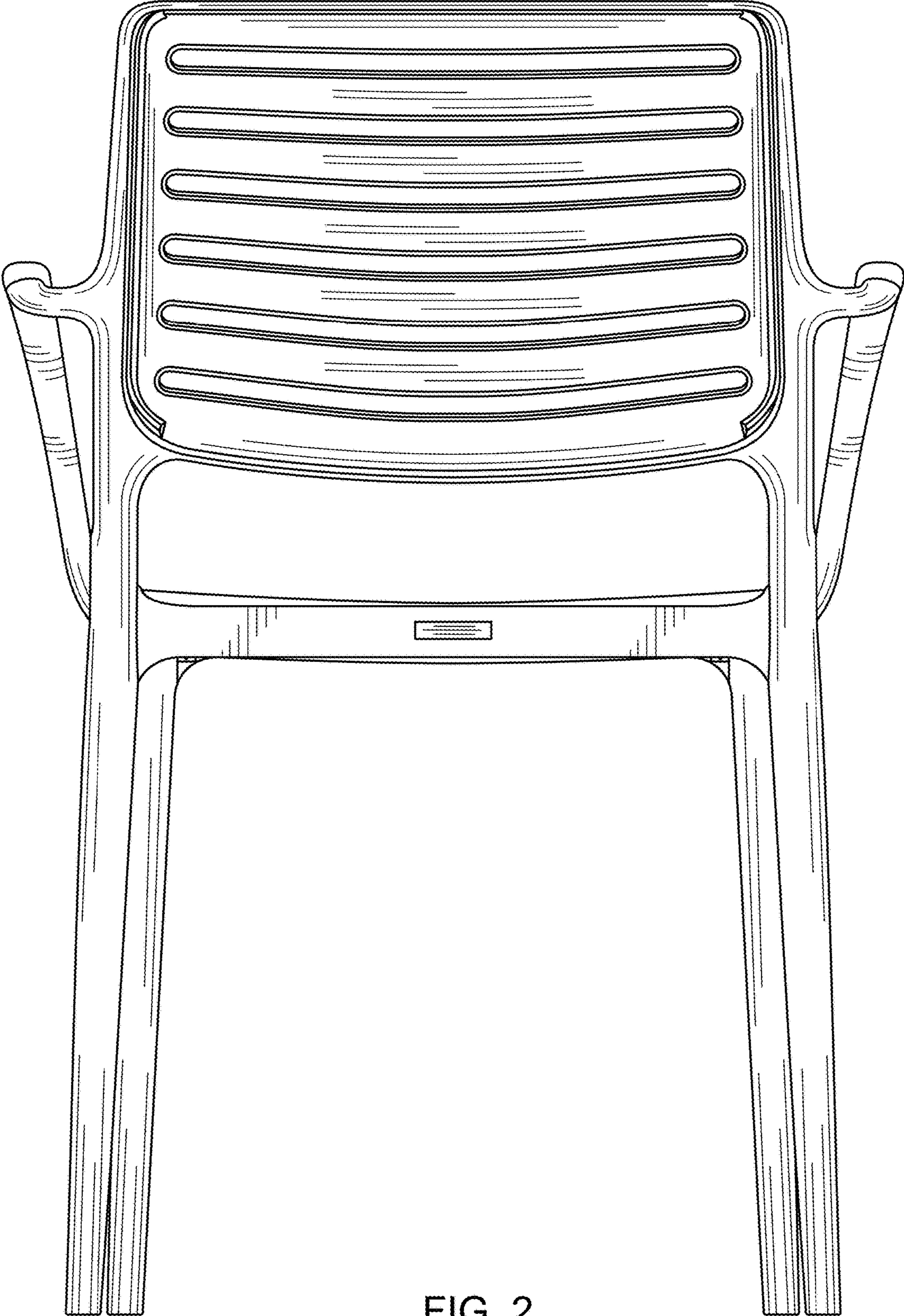


FIG. 2

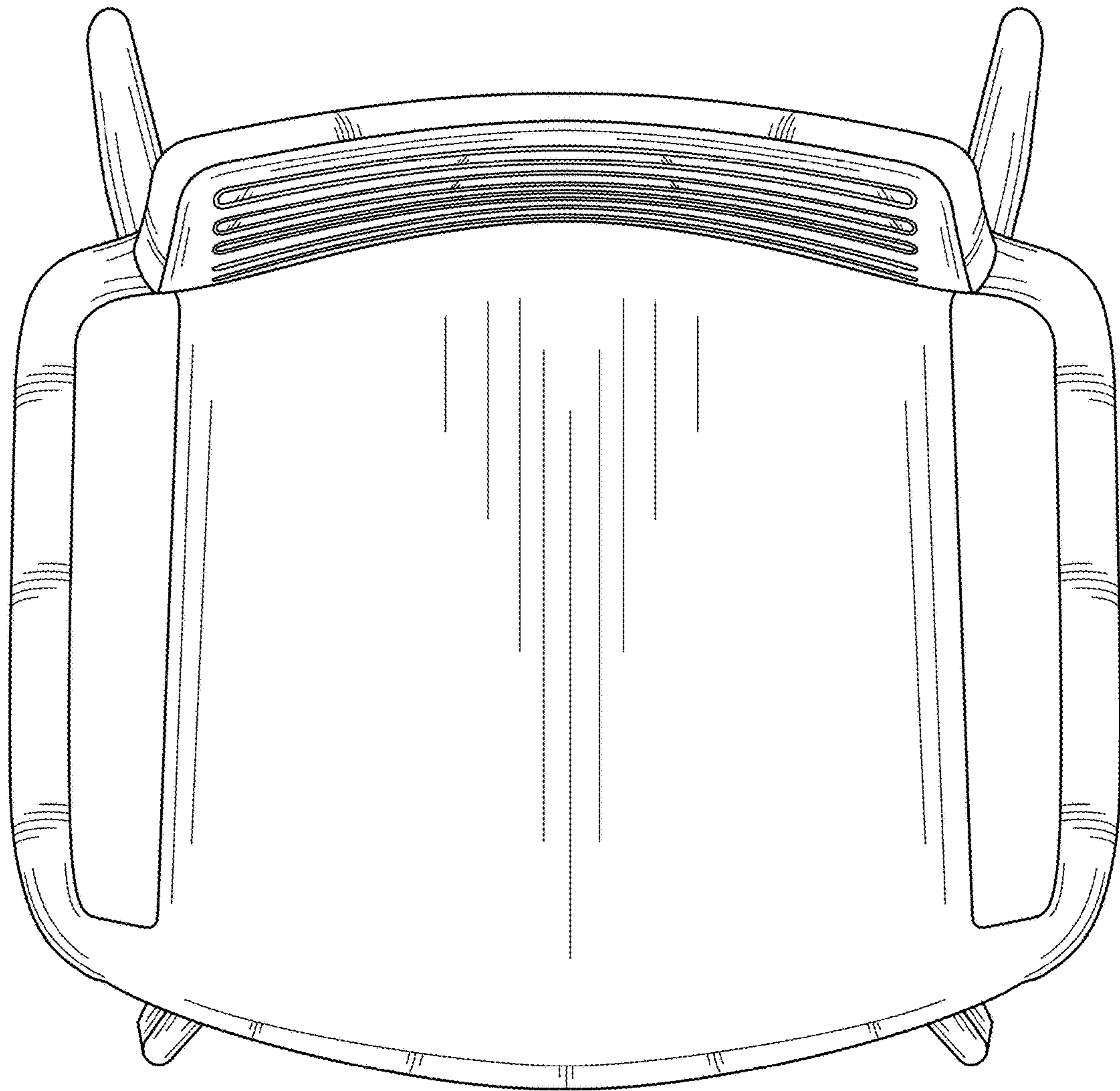


FIG. 3

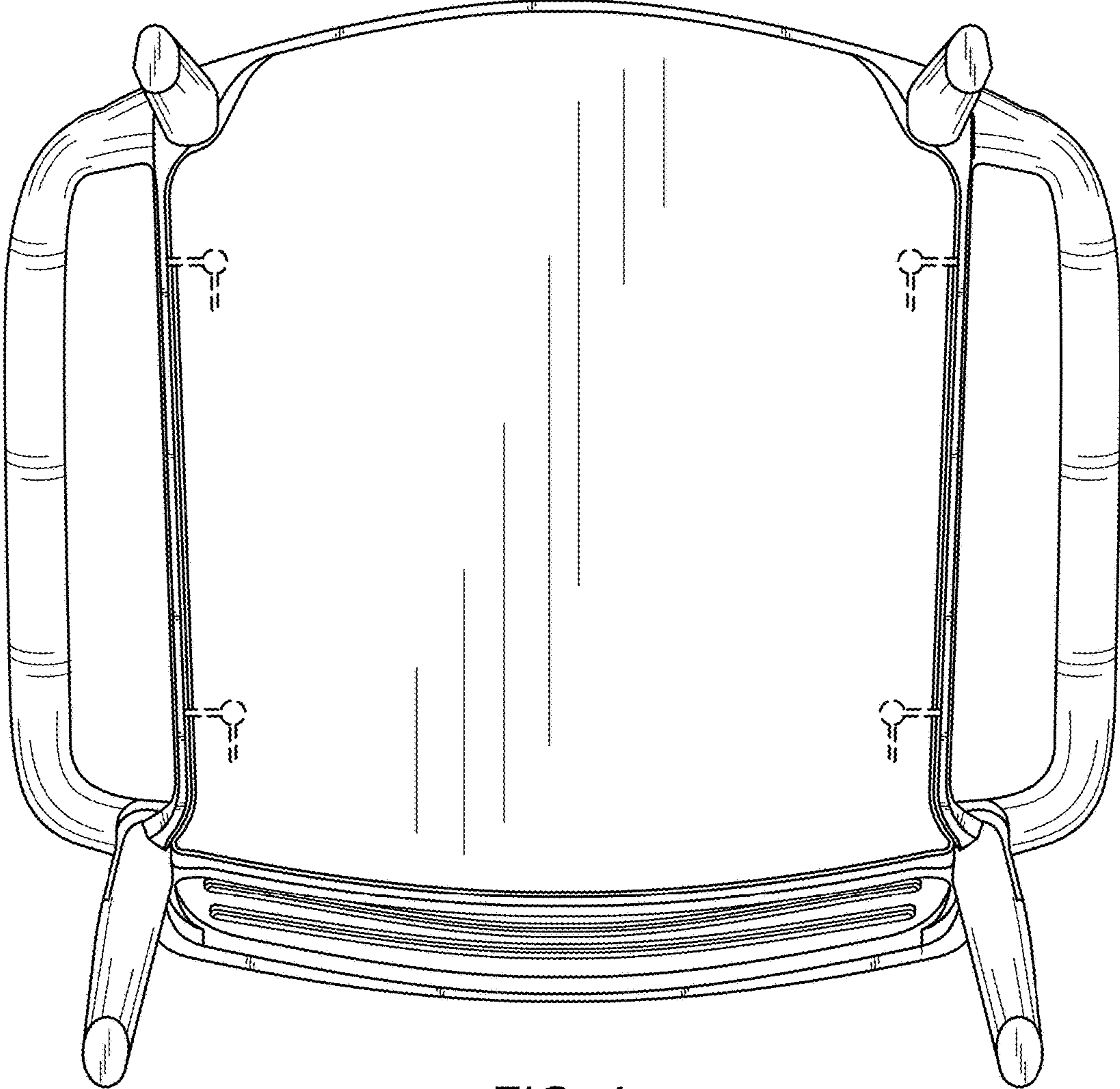


FIG. 4

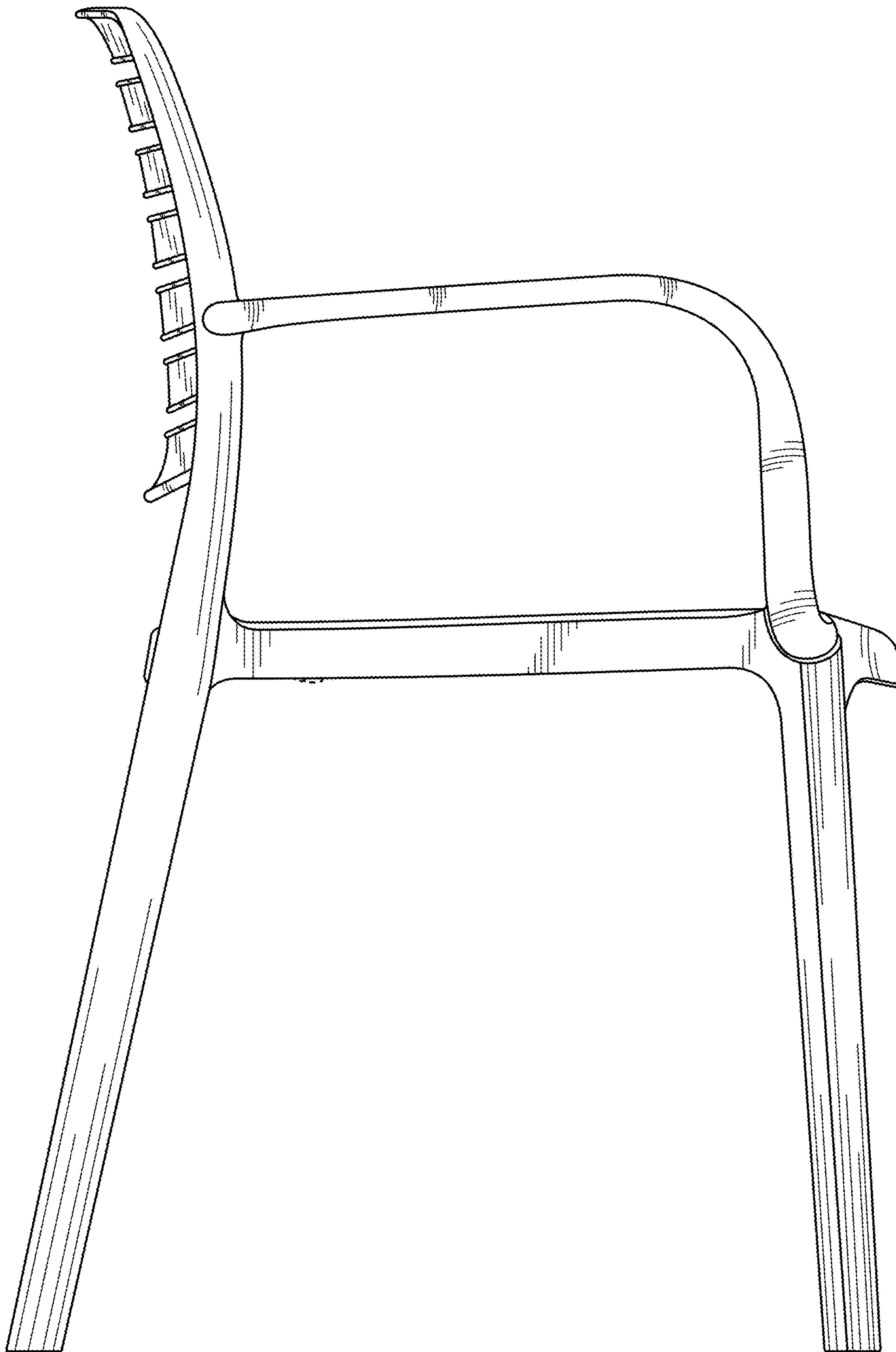


FIG. 5




FIG. 6