



US00D815441S

(12) **United States Design Patent**  
**Hiyoshi et al.**

(10) **Patent No.:** **US D815,441 S**

(45) **Date of Patent:** **\*\* Apr. 17, 2018**

(54) **FURNITURE SETTING**  
(71) Applicant: **Steelcase Inc.**, Grand Rapids, MI (US)  
(72) Inventors: **Yuka Hiyoshi**, Grand Rapids, MI (US);  
**Mark Spoelhof**, Grand Rapids, MI (US); **William Bennie**, Rockford, MI (US); **Rolf Pascal Hien**, Radebeul (DE); **Irfan Kachwalla**, Mid Levels West (HK); **James Ludwig**, Grand Rapids, MI (US); **Jessica Nebel**, Munich (DE); **Santiago Carral O’Gorman**, Grand Rapids, MI (US); **Madison Scheper**, Grand Rapids, MI (US); **Bruce Smith**, East Grand Rapids, MI (US)

3,499,682 A \* 3/1970 Orenstein ..... A47C 4/02  
297/440.11  
3,811,728 A \* 5/1974 Redemske ..... A47B 83/00  
297/440.14  
D252,484 S 7/1979 Petersilie  
D284,046 S 6/1986 Staats et al.  
D289,950 S 5/1987 Offredi  
D293,637 S 1/1988 Tallon  
D352,186 S 11/1994 Torck et al.  
D368,174 S 3/1996 Lewis  
D376,274 S 12/1996 Lewis  
D382,129 S 8/1997 Lewis  
D387,573 S 12/1997 Lewis  
D431,381 S 10/2000 Gomez  
D439,071 S 3/2001 D’Urso et al.

(Continued)

*Primary Examiner* — Deanna L Pratt  
(74) *Attorney, Agent, or Firm* — Brinks, Gilson & Lione

(73) Assignee: **Steelcase, Inc.**, Grand Rapids, MI (US)

(\*\*) Term: **15 Years**

(21) Appl. No.: **29/567,647**

(22) Filed: **Jun. 10, 2016**

(51) **LOC (11) Cl.** ..... **06-01**

(52) **U.S. Cl.**  
USPC ..... **D6/337**

(58) **Field of Classification Search**  
USPC ..... D6/334, 335, 336, 360, 361, 367, 368,  
D6/371–375, 379–381, 716, 716.1–716.8,  
D6/337

CPC ..... A47B 83/00; A47B 83/02; A47B 83/04;  
A47B 87/00; A47C 13/005

See application file for complete search history.

(56) **References Cited**

U.S. PATENT DOCUMENTS

61,610 A 1/1867 Cutter  
936,451 A 10/1909 Havenhill  
D99,959 S 6/1936 Nathan  
3,498,654 A 3/1970 Diaz et al.

(57) **CLAIM**

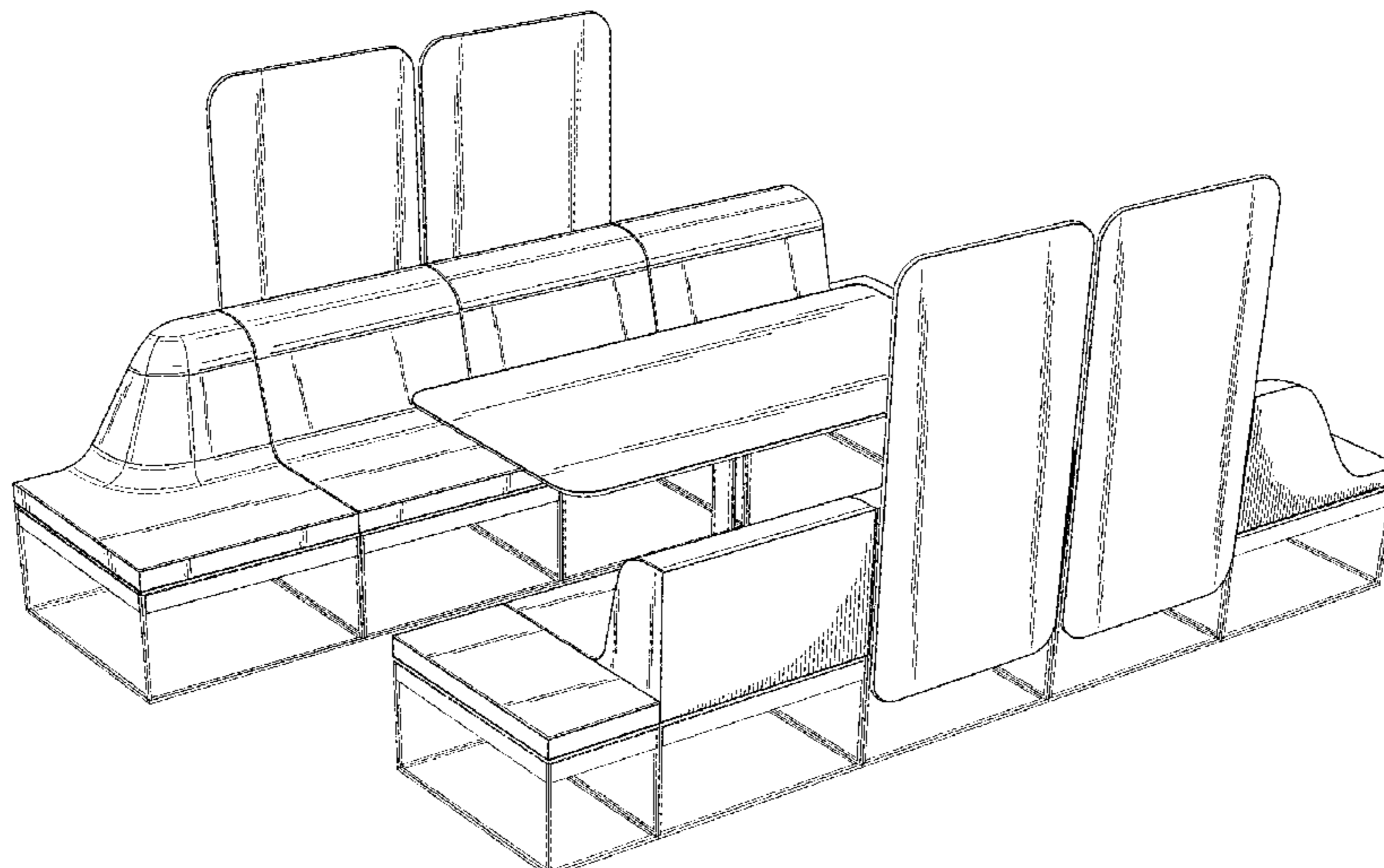
We claim the ornamental design for a furniture setting, as shown and described.

**DESCRIPTION**

FIG. 1 is a first top perspective view of a furniture setting of the present invention;  
FIG. 2 is a second top perspective view thereof from one end;  
FIG. 3 is a third top perspective view thereof from one rear side;  
FIG. 4 is a top plan view thereof;  
FIG. 5 is a first rear elevation view thereof;  
FIG. 6 is a left side elevation view thereof;  
FIG. 7 is a second rear elevation view thereof, opposite that of FIG. 5; and,  
FIG. 8 is a right side elevation view thereof, opposite that of FIG. 6.

Interior surfaces, bottom surfaces, and other portions of the furniture setting not shown in the illustrated drawings form no part of the claimed design.

**1 Claim, 8 Drawing Sheets**



(56)

**References Cited**

U.S. PATENT DOCUMENTS

D448,946	S	10/2001	Goetz	
D484,712	S	1/2004	Gomez	
D484,713	S	1/2004	Gomez	
D515,837	S	2/2006	Nicoletti	
D518,301	S *	4/2006	Ng .....	D6/335
D519,743	S	5/2006	Suzuki et al.	
D567,527	S	4/2008	Galardo	
D572,920	S *	7/2008	van Ierssel .....	D6/361
D576,820	S	9/2008	Priestman	
D577,924	S	10/2008	van Ierssel et al.	
D577,926	S	10/2008	Marin et al.	
D589,714	S	4/2009	Cazares et al.	
D602,705	S	10/2009	Holbrook	
D643,643	S	8/2011	Lievore	
D655,520	S *	3/2012	Messenger .....	D6/337
D675,453	S *	2/2013	Blet .....	D6/335
D681,361	S	5/2013	Silver et al.	
D682,575	S	5/2013	Versace	
D695,035	S	12/2013	Ciani et al.	
D698,172	S	1/2014	Ciani et al.	
D712,173	S	9/2014	Ciani et al.	
D712,674	S	9/2014	Ciani et al.	
D722,443	S *	2/2015	Baraldi .....	D6/335
D743,726	S	11/2015	Yeh	

\* cited by examiner

Fig. 1

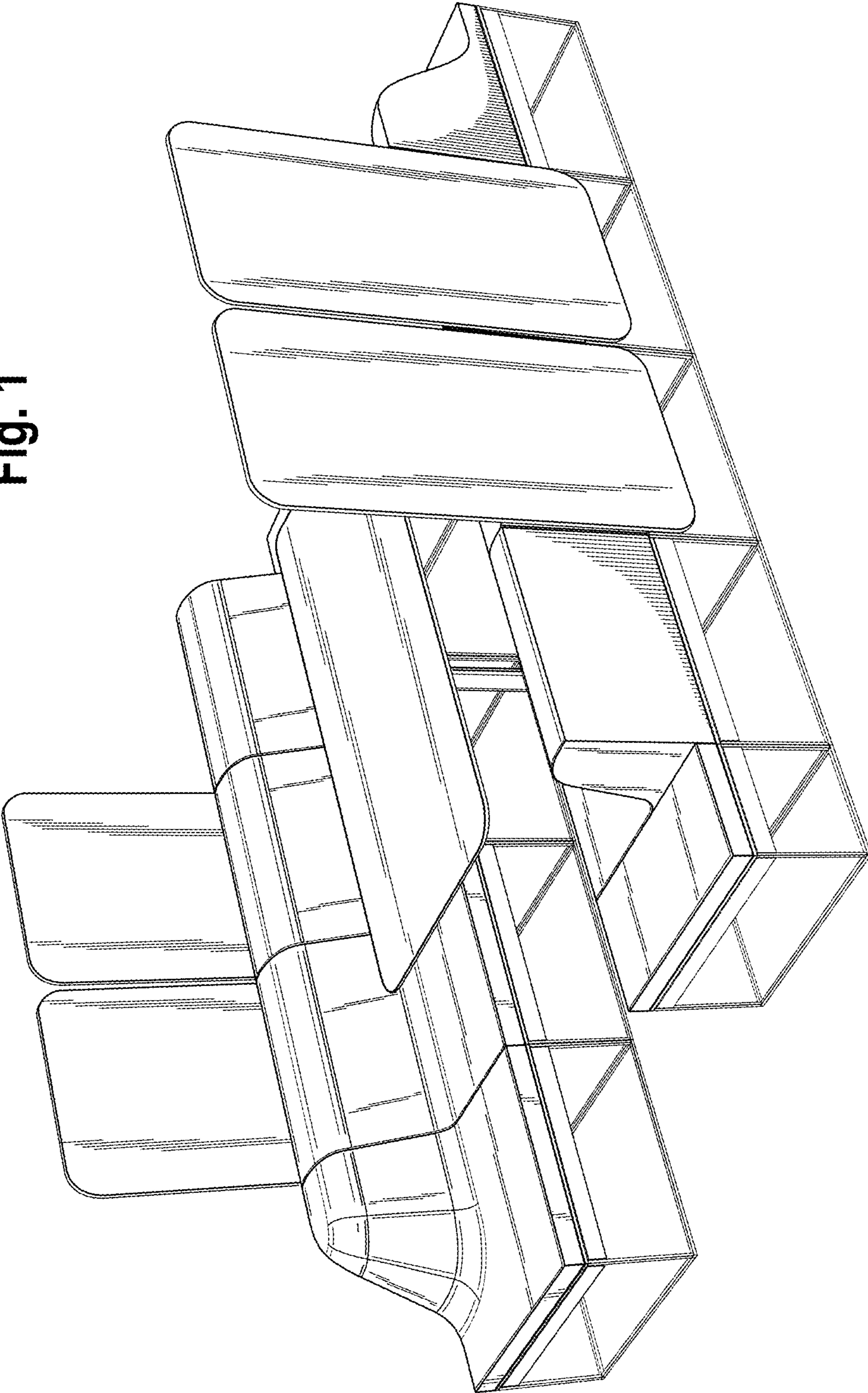
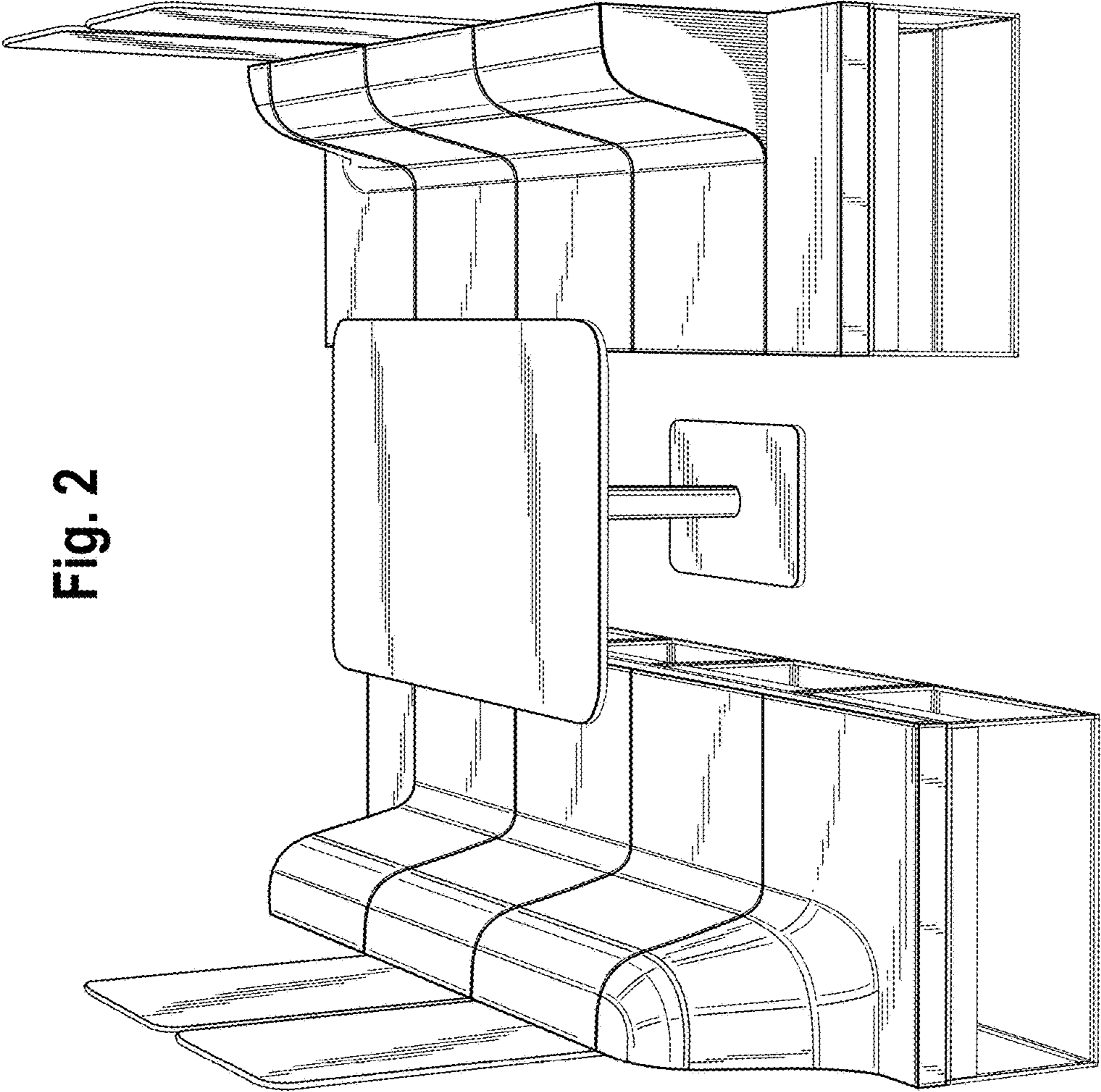


Fig. 2



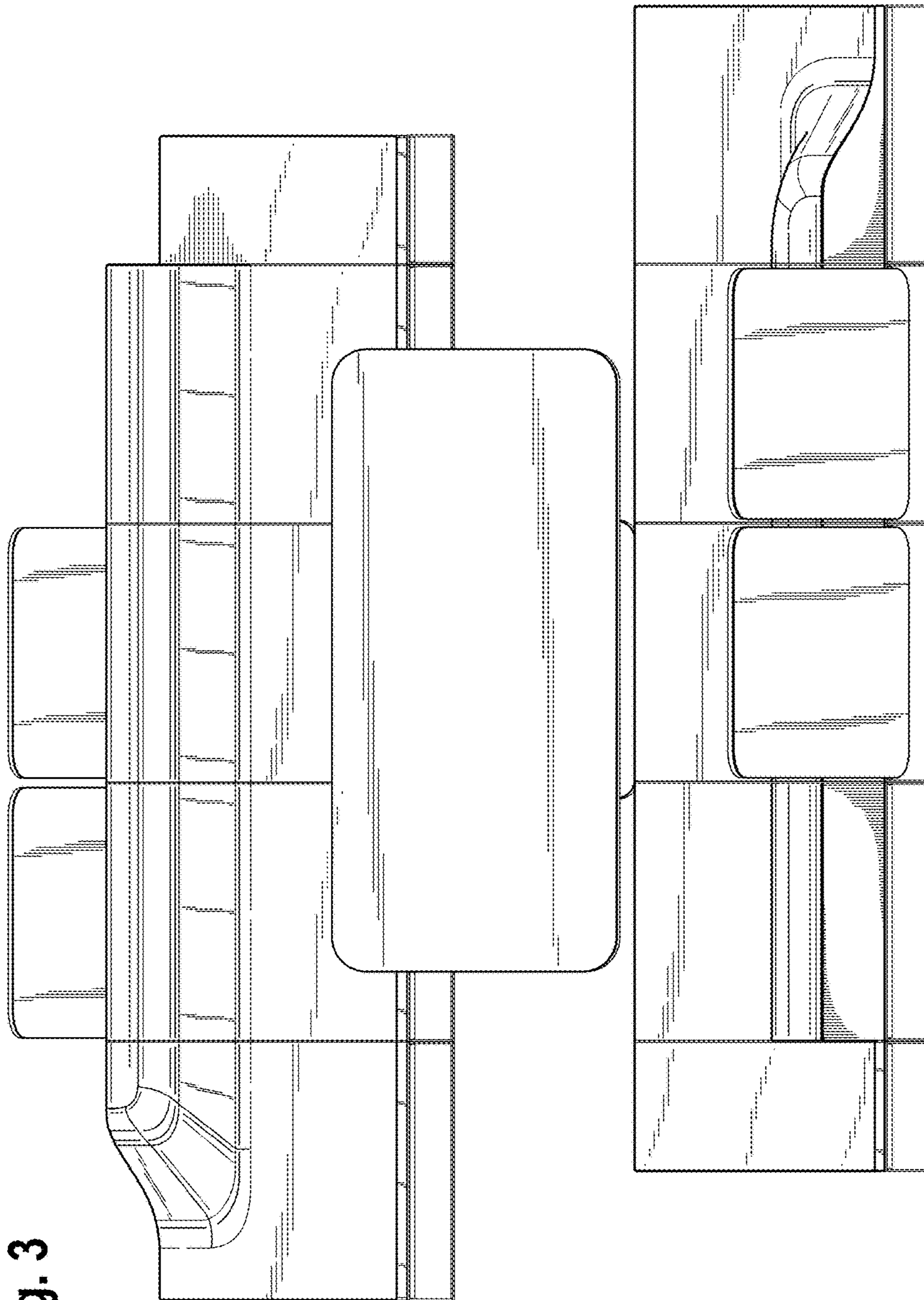


Fig. 3

Fig. 4

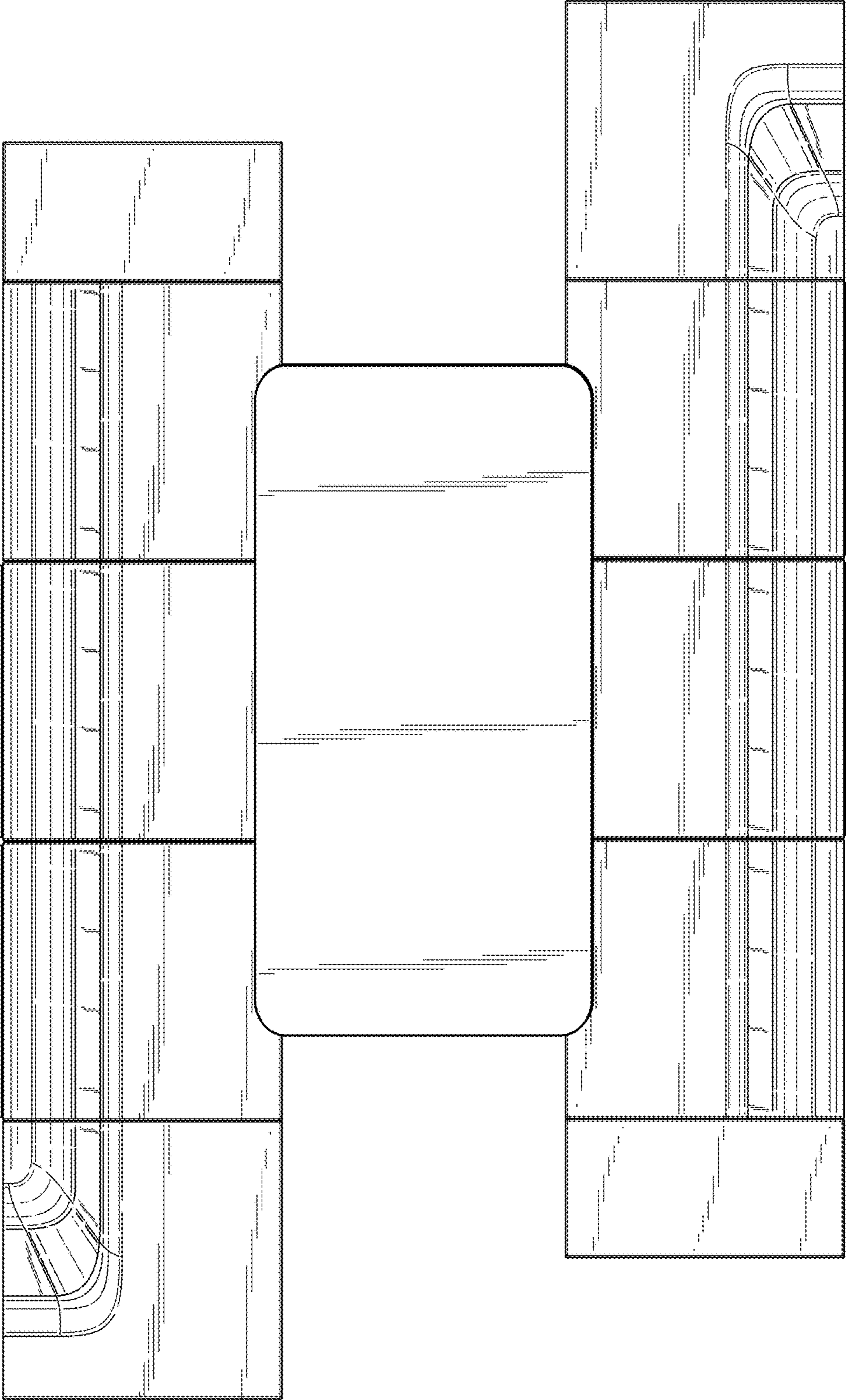


Fig. 5

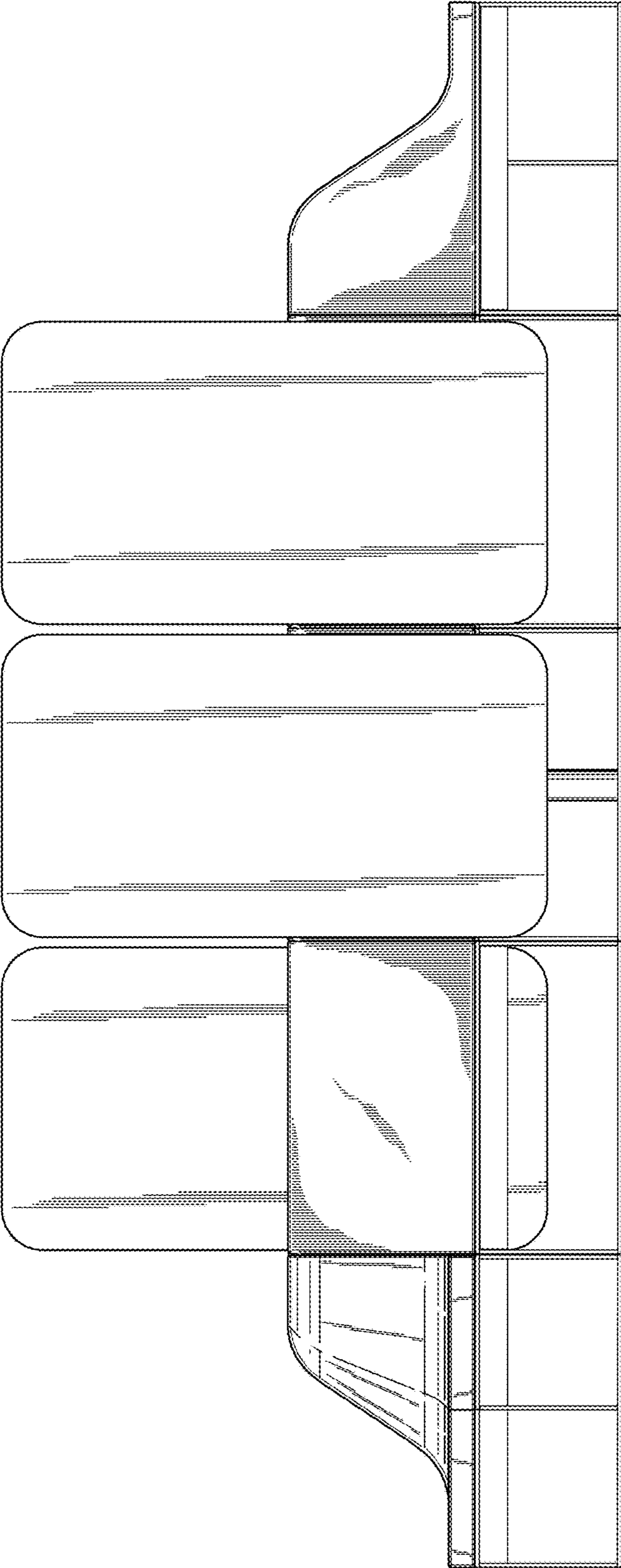


Fig. 6

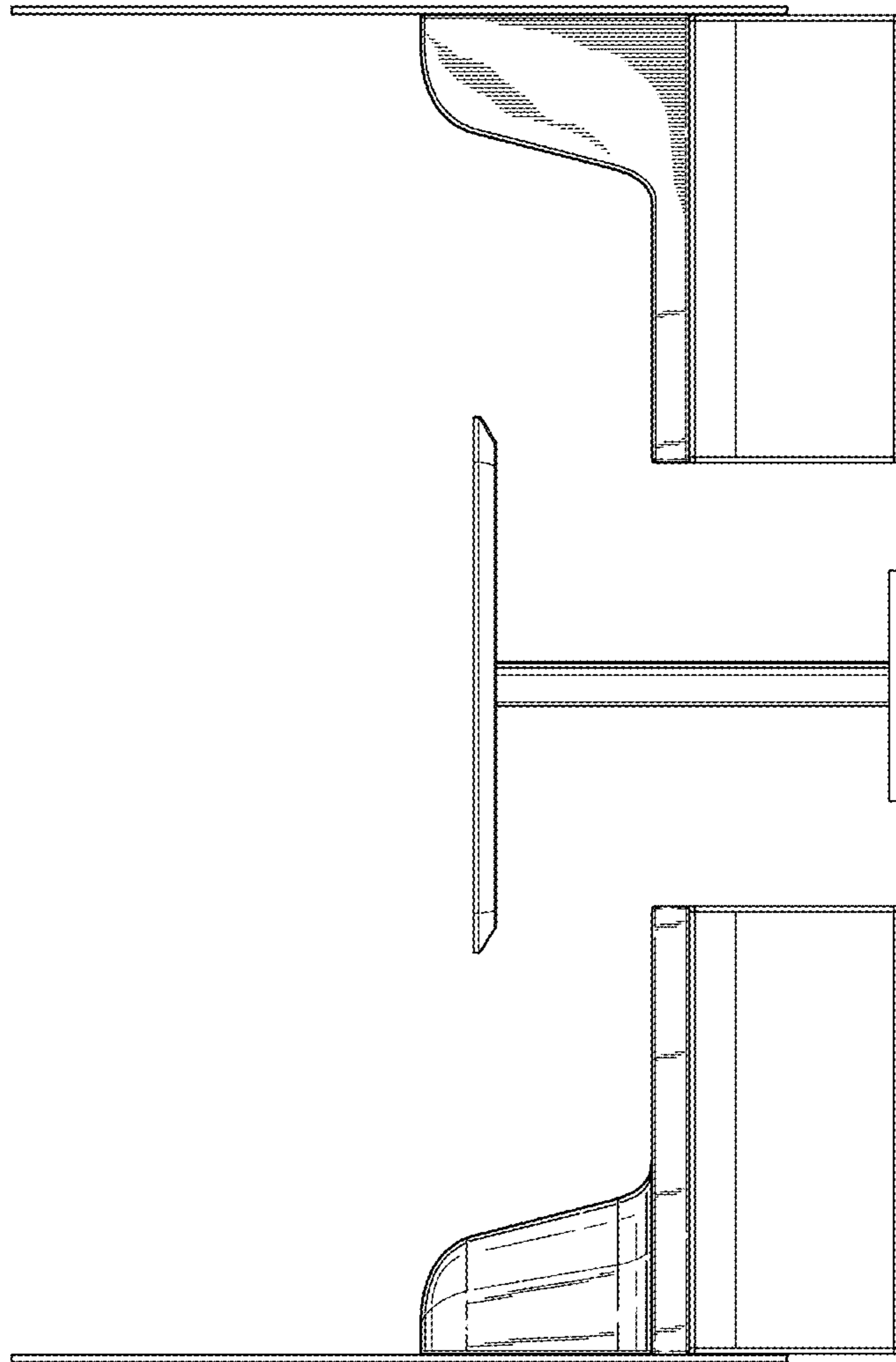




Fig. 7

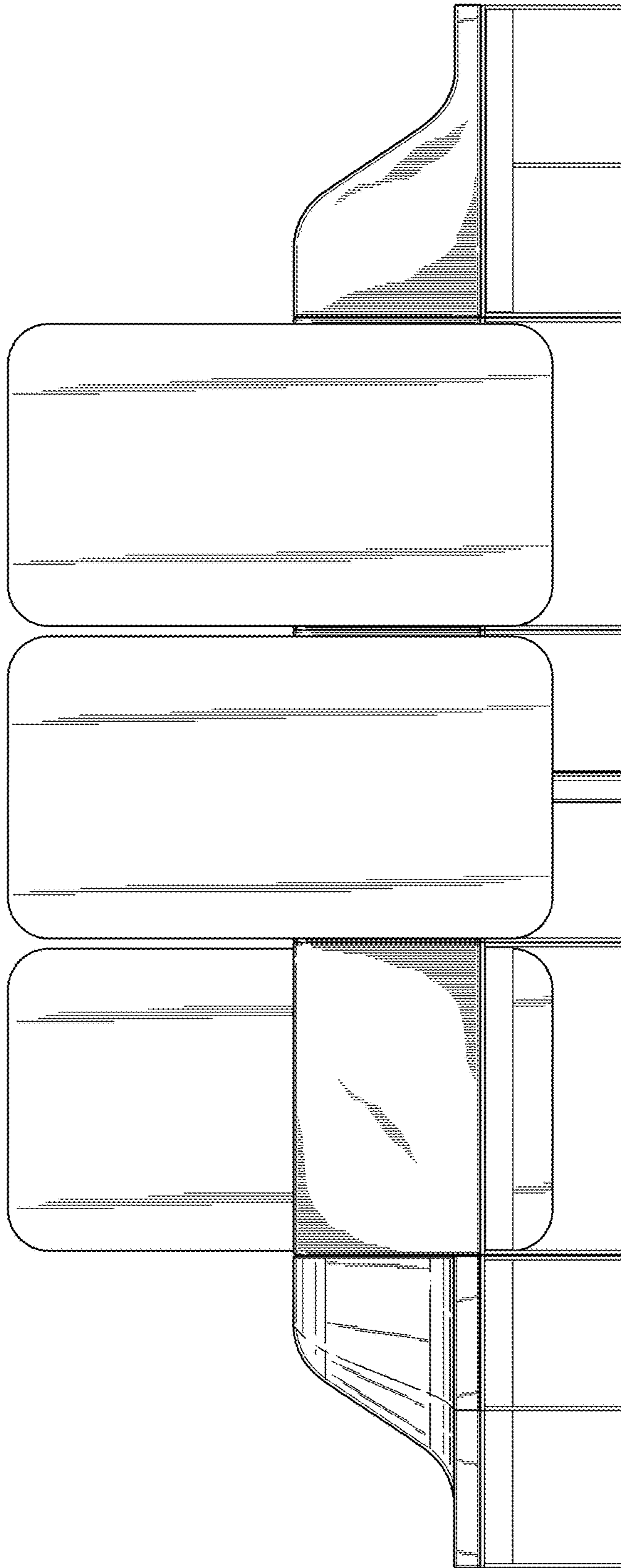


Fig. 8

