



US00D815434S

(12) **United States Design Patent** (10) **Patent No.:** **US D815,434 S**
Bowen et al. (45) **Date of Patent:** **** *Apr. 17, 2018**

(54) **COMBINATION LUGGAGE CART AND LUGGAGE**

(71) Applicant: **Art Design Works LLC**, Lexington, MA (US)

(72) Inventors: **Allen Bowen**, Beverly, MA (US);
Sheryl Handler, Cambridge, MA (US)

(73) Assignee: **Art Design Works LLC**, Lexington, MA (US)

(*) Notice: This patent is subject to a terminal disclaimer.

(**) Term: **15 Years**

(21) Appl. No.: **29/592,511**

(22) Filed: **Jan. 31, 2017**

Related U.S. Application Data

(63) Continuation of application No. 29/538,000, filed on Aug. 31, 2015, now Pat. No. Des. 781,583.

(51) **LOC (11) Cl.** **03-01**

(52) **U.S. Cl.**
USPC **D3/279**; D3/283; D3/289; D3/301

(58) **Field of Classification Search**
USPC D3/272, 273, 274, 276, 279, 282, 285, D3/289, 290, 294, 299, 301, 302, 900, D3/902, 283

CPC A45C 2003/007; A45C 3/00; A45C 5/14; A45C 3/001; A45C 2003/002; A45C 13/02; A45C 13/385; A45C 5/02; A45C 5/142; B62B 1/042

See application file for complete search history.

(56) **References Cited**

U.S. PATENT DOCUMENTS

687,619 A 11/1901 Couse
3,168,329 A 2/1965 Goldschmidt

D209,279 S 11/1967 Cohen
3,479,047 A 11/1969 Bailey
4,179,132 A 12/1979 Rich
D268,620 S 4/1983 Schreiner
4,984,704 A 1/1991 O'Malley
D352,585 S 11/1994 Binning
D453,623 S * 2/2002 Meissner D3/273
6,715,723 B2 4/2004 Zhu
6,722,671 B2 4/2004 Be
7,036,641 B2 * 5/2006 Russo A45C 5/143
190/115
7,066,475 B2 6/2006 Barnes
D530,915 S * 10/2006 Sijmons D3/289

(Continued)

OTHER PUBLICATIONS

Upcart, "Up Cart: Pro Shopper", Accessed Jun. 16, 2017. (<https://www.upcart.com/upcart-pro-shopper>).*

Primary Examiner — Jennifer Rivard

Assistant Examiner — April Rivas

(74) *Attorney, Agent, or Firm* — Wolf, Greenfield & Sacks, P.C.

(57) **CLAIM**

The ornamental design for a combination luggage cart and luggage, as shown and described.

DESCRIPTION

FIG. 1 is a top, front, right side perspective view of a combination luggage cart and luggage showing our new design;

FIG. 2 is a front elevational view thereof;

FIG. 3 is a rear elevational view thereof;

FIG. 4 is a left side elevational view thereof;

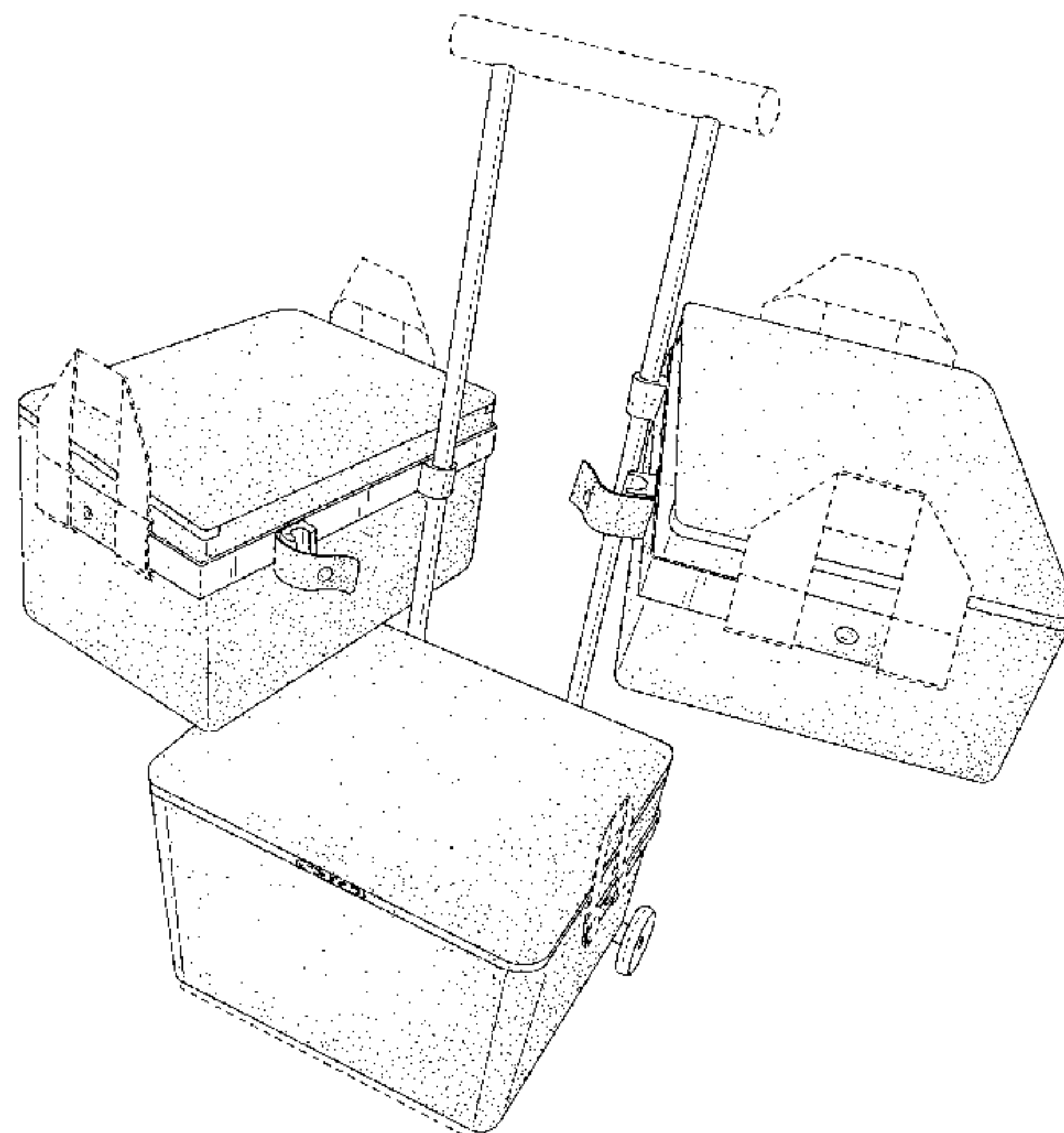
FIG. 5 is a right side elevational view thereof;

FIG. 6 is a top plan view thereof; and,

FIG. 7 is a bottom plan view thereof.

The broken lines in FIGS. 1-7 illustrate portions of the combination luggage cart and luggage that form no part of the claimed design.

1 Claim, 7 Drawing Sheets



(56)

References Cited

U.S. PATENT DOCUMENTS

7,367,571	B1	5/2008	Nichols	
D578,270	S	10/2008	Mulka et al.	
D578,724	S	10/2008	Mulka et al.	
D584,471	S	1/2009	Diedericks	
D602,253	S *	10/2009	Rees	D3/272
D608,095	S *	1/2010	Turvey	D3/289
D612,123	S *	3/2010	Lawrence	D34/24
7,686,260	B1 *	3/2010	Tetradis	B62B 1/142 248/100
D639,051	S *	6/2011	Dare	D3/260
D639,557	S *	6/2011	Damda	D3/287
D650,584	S *	12/2011	Kim	D3/289
D656,315	S	3/2012	Kwon	
D663,119	S *	7/2012	Wright	D3/274
D671,316	S	11/2012	Kritzler	
8,567,796	B2	10/2013	Bar-Erez et al.	
D702,044	S *	4/2014	Shitrit	D3/281
8,789,836	B2	7/2014	Umbro et al.	
D719,730	S *	12/2014	Marabotto	D3/279
D731,181	S *	6/2015	Majeau	D3/279
D781,583	S *	3/2017	Bowen	D3/279
D782,145	S *	3/2017	Bowen	D34/12
2003/0038008	A1 *	2/2003	Han	A45C 3/00 190/115
2005/0103950	A1	5/2005	Joubert	
2008/0135365	A1	6/2008	Han	
2008/0197587	A1	8/2008	Nowak	
2011/0049824	A1	3/2011	Bar-Erez et al.	

* cited by examiner

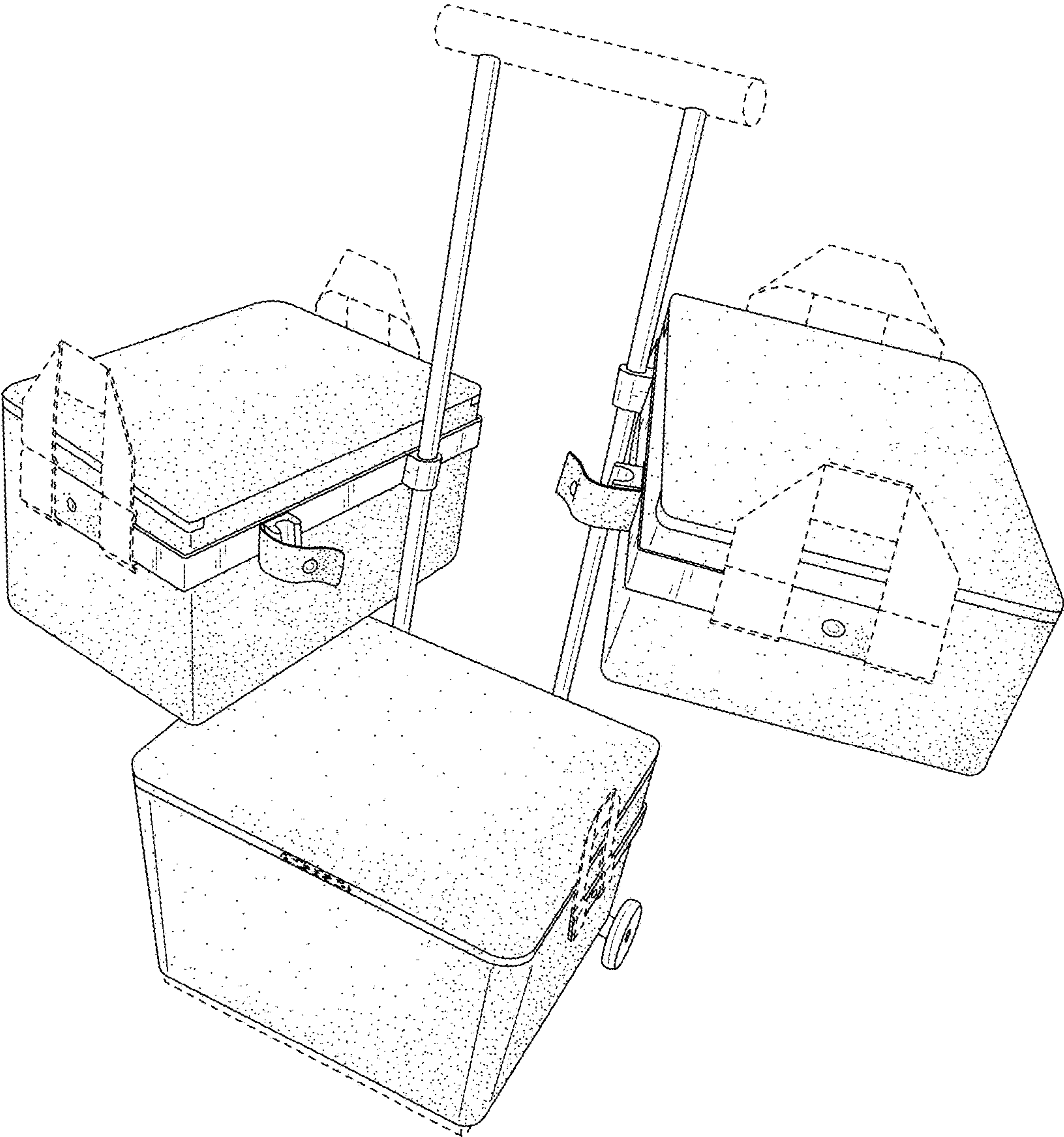


FIG. 1

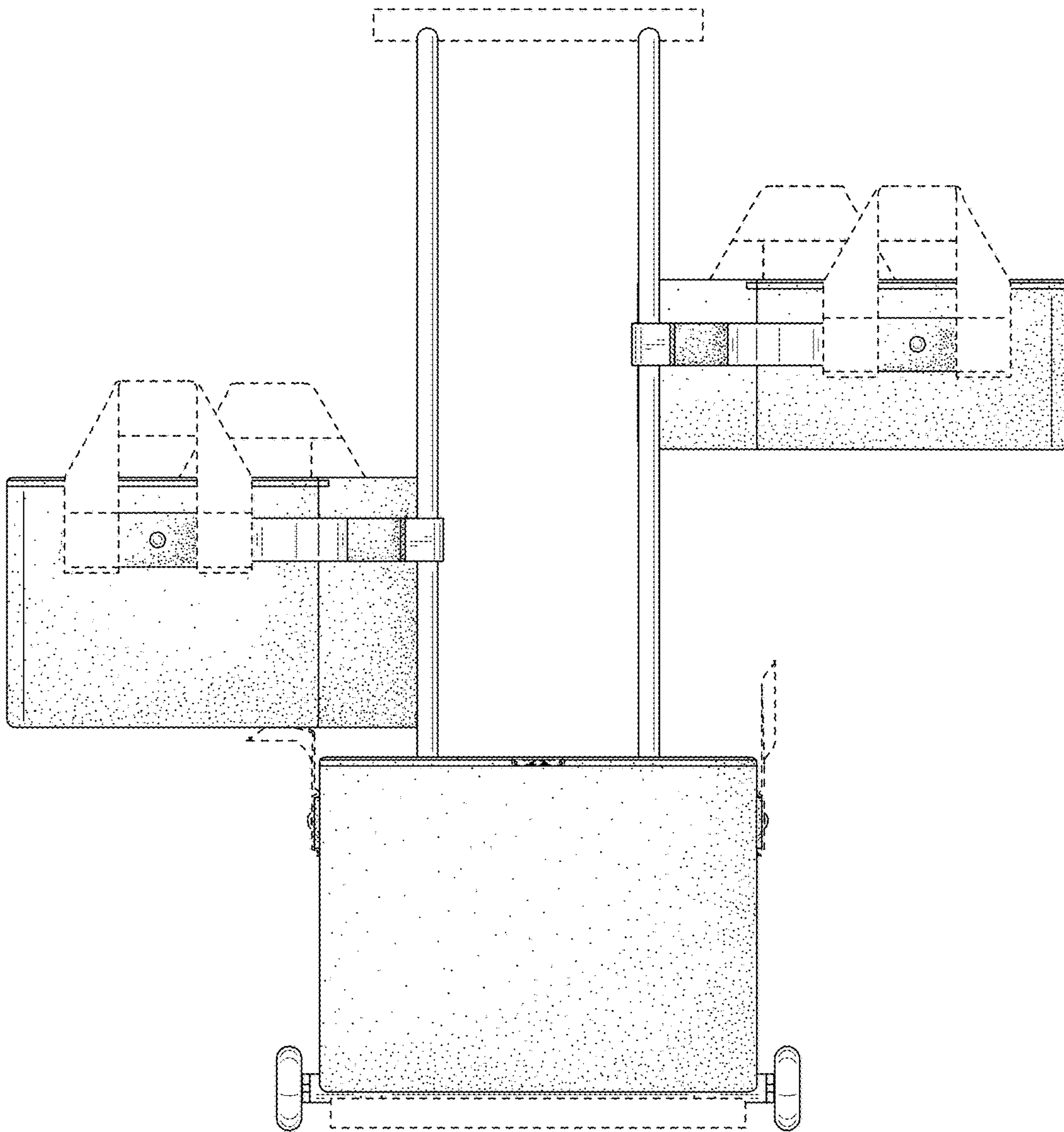


FIG. 2

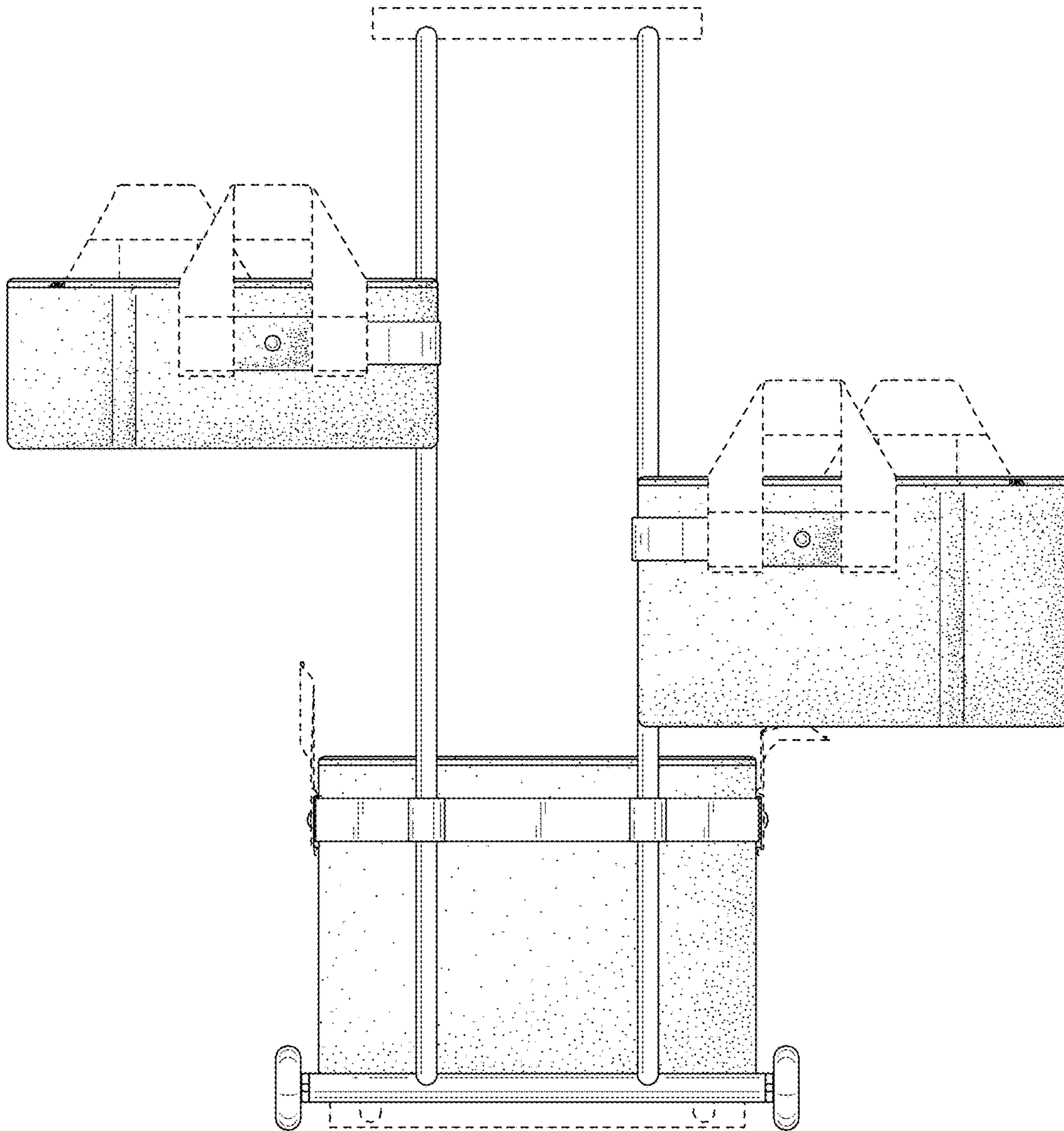


FIG. 3

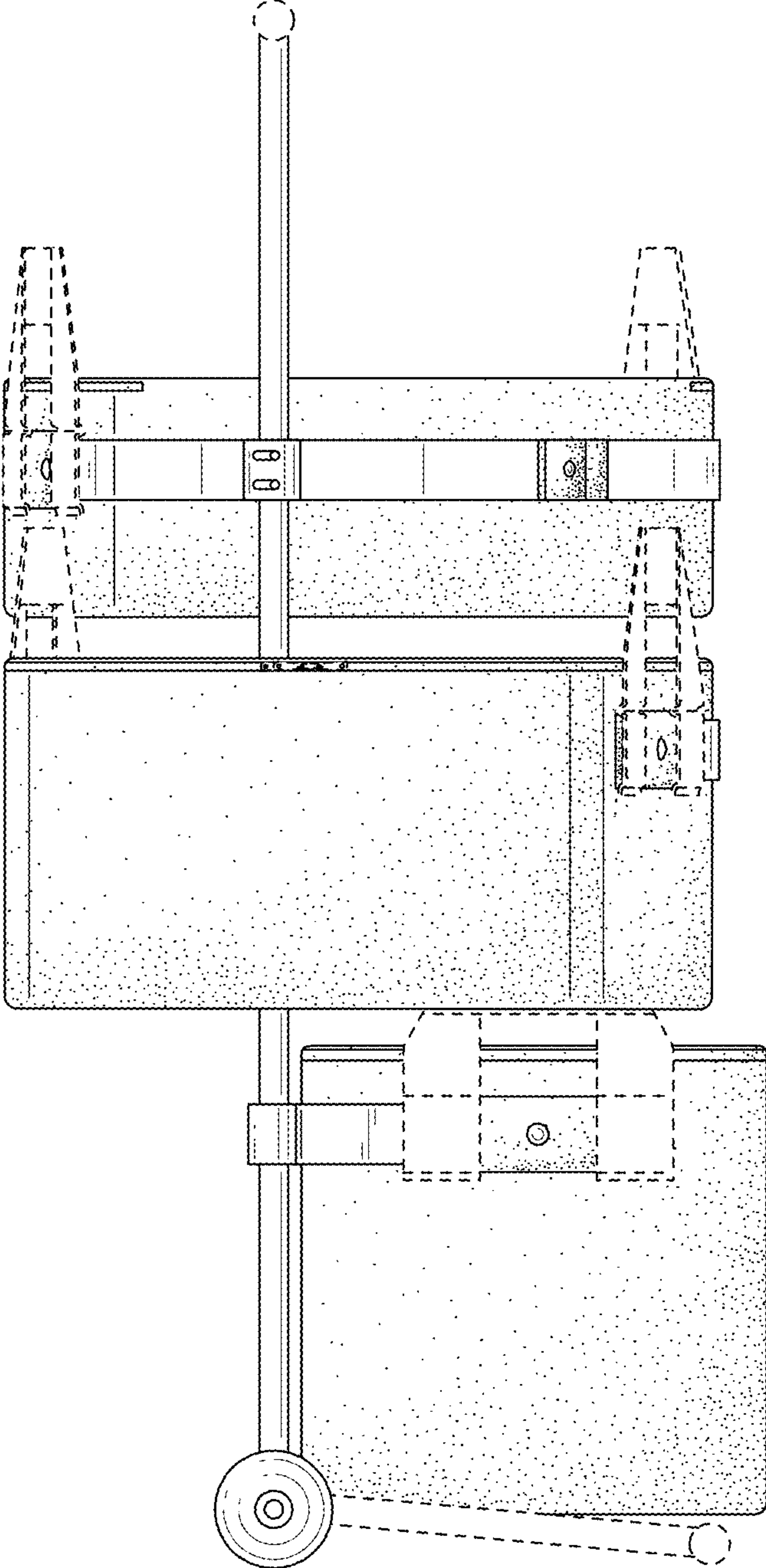


FIG. 4

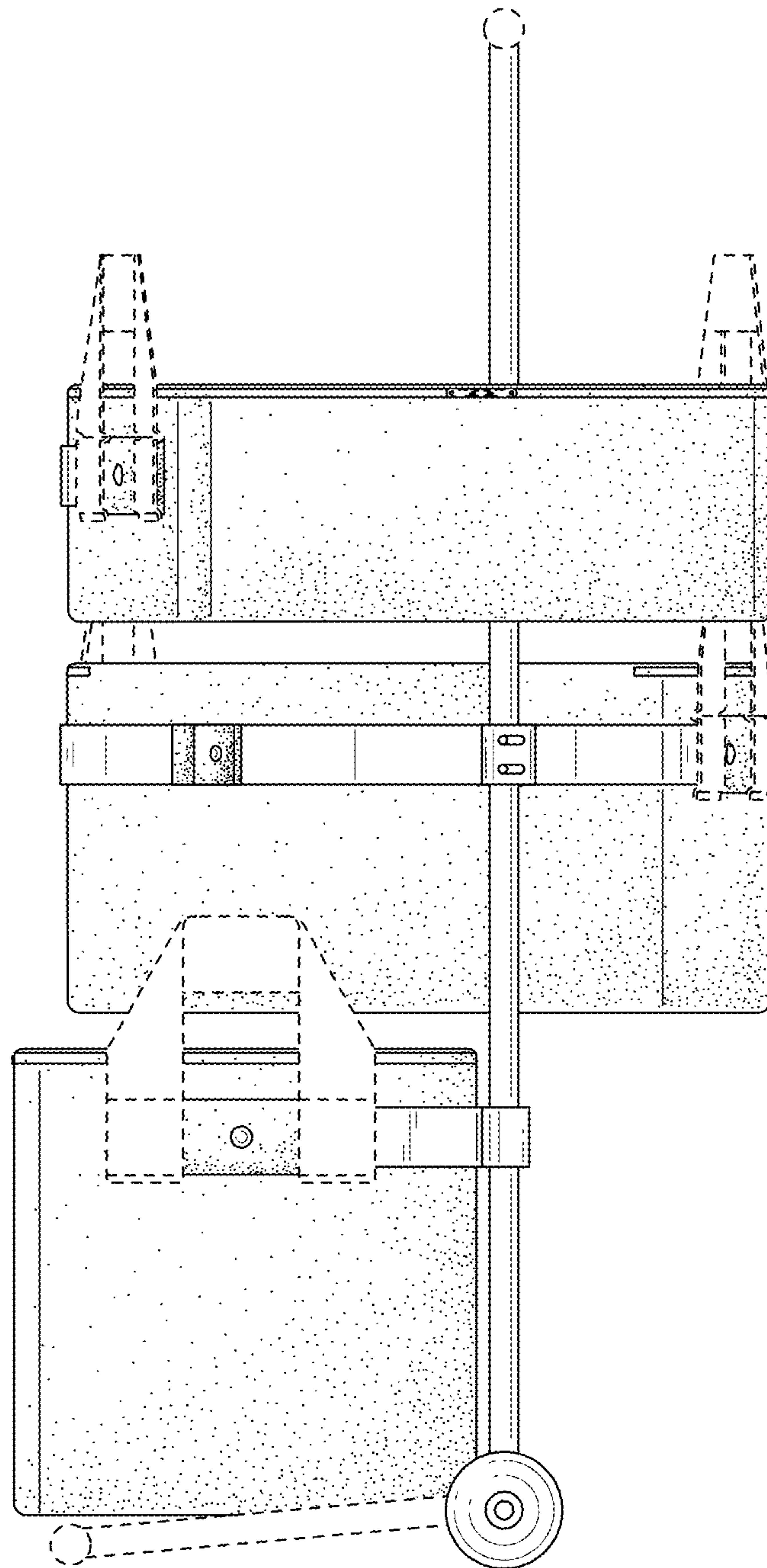


FIG. 5

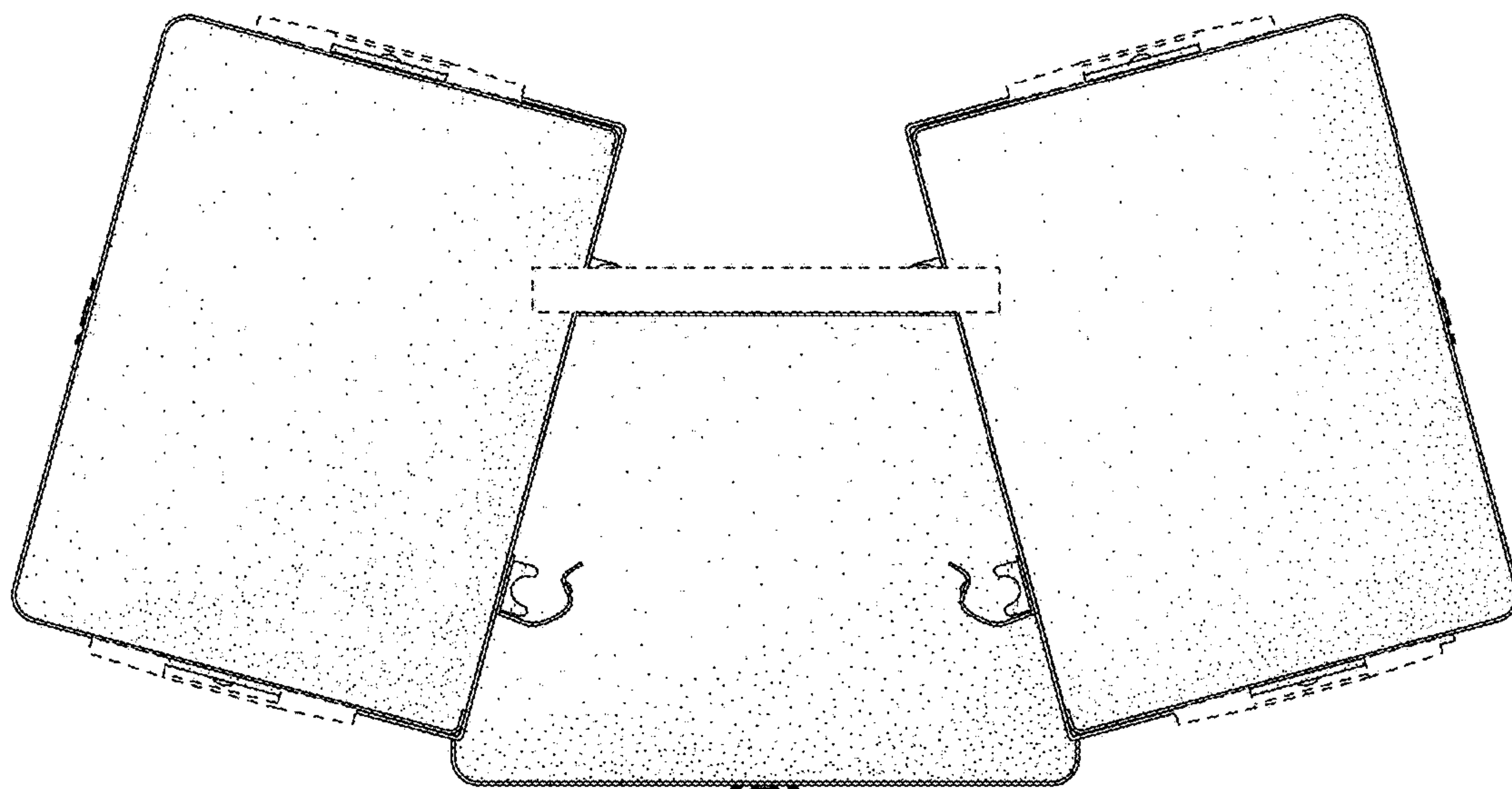


FIG. 6

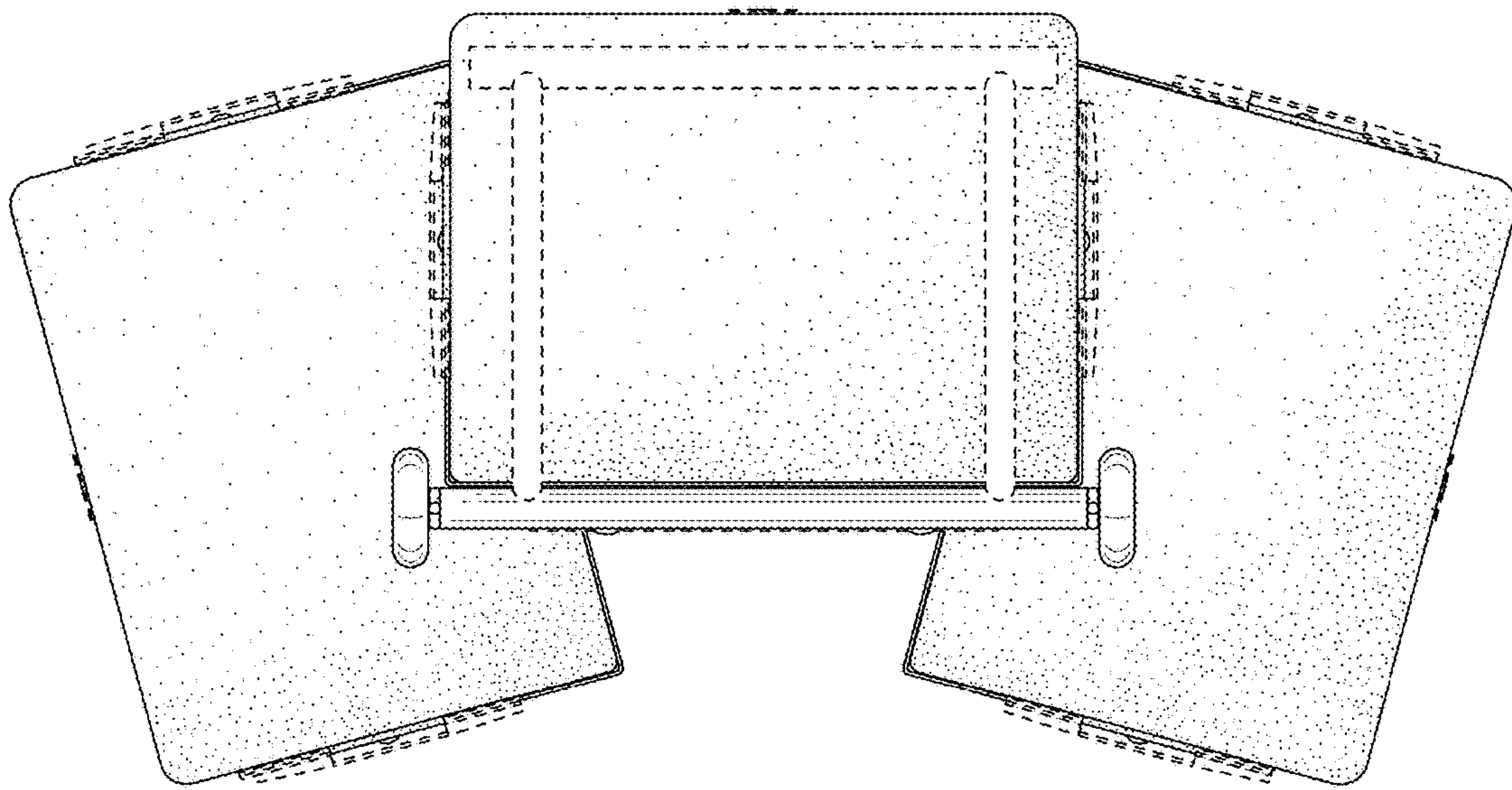


FIG. 7