



US00D815428S

(12) **United States Design Patent**  
**Lee et al.**

(10) **Patent No.:** **US D815,428 S**  
(45) **Date of Patent:** **\*\* Apr. 17, 2018**

- (54) **J-SHAPED KEYCHAIN**
- (71) Applicant: **Kikkerland Design, Inc.**, New York, NY (US)
- (72) Inventors: **Jaeyu Lee**, New York, NY (US); **Jan Habraken**, New York, NY (US)
- (73) Assignee: **Kikkerland Design, Inc.**, New York, NY (US)
- (\*\*) Term: **15 Years**
- (21) Appl. No.: **29/564,436**
- (22) Filed: **May 12, 2016**
- (51) **LOC (11) Cl.** ..... **03-01**
- (52) **U.S. Cl.**  
USPC ..... **D3/211**
- (58) **Field of Classification Search**  
USPC ..... D11/1-2, 14, 26-29, 89-92, 44, 48, 81, D11/99, 116, 61; 63/26-28, 32; D3/207-212; D8/16, 38, 347, 348, 395; 70/456 B, 457, 458, 456 R; 206/37.1, 37; D14/434, 435, 435.1, 436, 439, 480.3, D14/480.1, 480.5, 480.7; D24/174, 173, D24/480.3  
CPC ..... A45C 11/32; A47G 29/10; A44B 15/00  
See application file for complete search history.

|               |         |         |       |                       |
|---------------|---------|---------|-------|-----------------------|
| D80,784 S *   | 3/1930  | Flaxman | ..... | D11/116               |
| D97,840 S *   | 12/1935 | Chernow | ..... | D18/24                |
| 2,202,397 A * | 5/1940  | Owen    | ..... | G09F 13/26<br>264/131 |
| D503,210 S *  | 3/2005  | Sharma  | ..... | D22/112               |
| D515,454 S *  | 2/2006  | Shah    | ..... | D11/61                |
| D556,080 S *  | 11/2007 | Day     | ..... | D11/86                |
| D557,492 S *  | 12/2007 | Lecut   | ..... | D3/211                |
| D560,481 S *  | 1/2008  | Dinger  | ..... | D8/395                |
| D668,176 S *  | 10/2012 | Kreuzer | ..... | D11/125               |
| D708,844 S *  | 7/2014  | Wu      | ..... | D3/211                |
| D760,619 S *  | 7/2016  | Gabriel | ..... | D11/61                |
| D780,050 S *  | 2/2017  | Gabriel | ..... | D11/61                |

\* cited by examiner

*Primary Examiner* — Ralf T Seifert

(74) *Attorney, Agent, or Firm* — Charles H Jew

(57) **CLAIM**

The ornamental design for a J-shaped keychain, as shown and described.

**DESCRIPTION**


FIG. 1 is a front elevational view of the J-shaped keychain showing our design;  
 FIG. 2 is a rear elevational view thereof;  
 FIG. 3 is a right side elevational view thereof;  
 FIG. 4 is a left side elevational view thereof;  
 FIG. 5 is a top plan view thereof;  
 FIG. 6 is a bottom plan view thereof; and,  
 FIG. 7 is a front perspective thereof.  
 The broken lines are included for the purpose of illustrating portions of the J-shaped keychain that form no part of the claimed design.

**1 Claim, 2 Drawing Sheets**

(56) **References Cited**

**U.S. PATENT DOCUMENTS**

|             |         |           |       |         |
|-------------|---------|-----------|-------|---------|
| D14,485 S * | 12/1883 | Wood      | ..... | D11/61  |
| D39,985 S * | 5/1909  | Dickinson | ..... | D11/116 |
| D40,516 S * | 2/1910  | Gaynor    | ..... | D11/116 |






FIG. 1

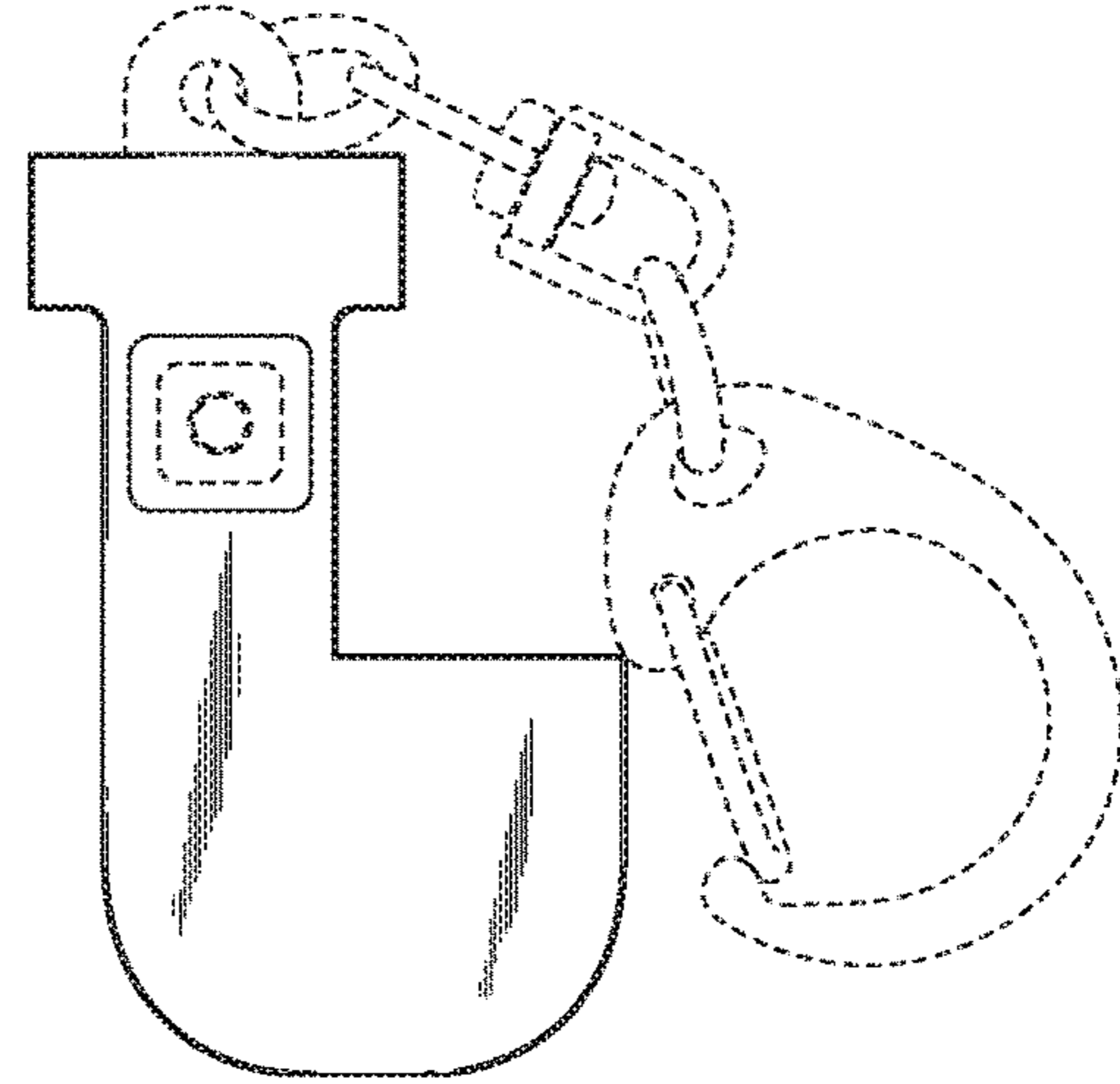


FIG. 2




FIG. 3

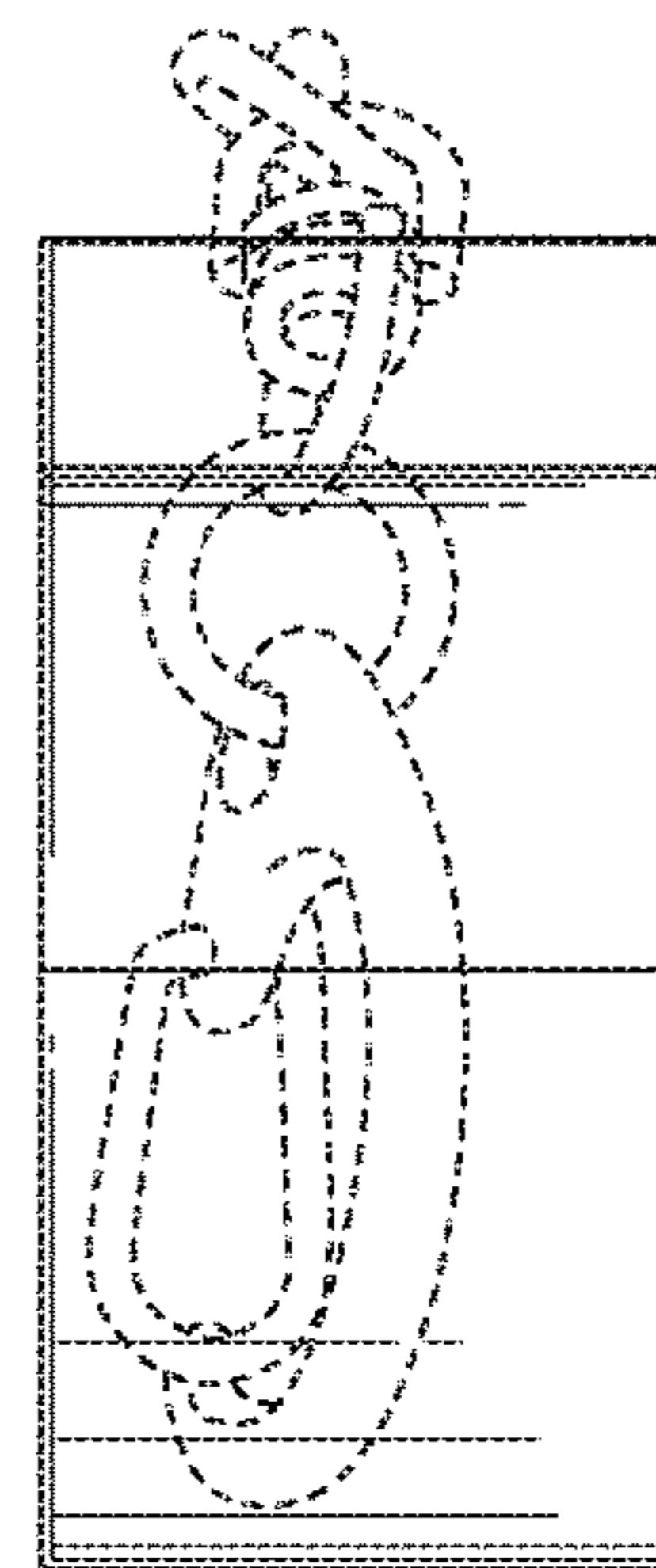
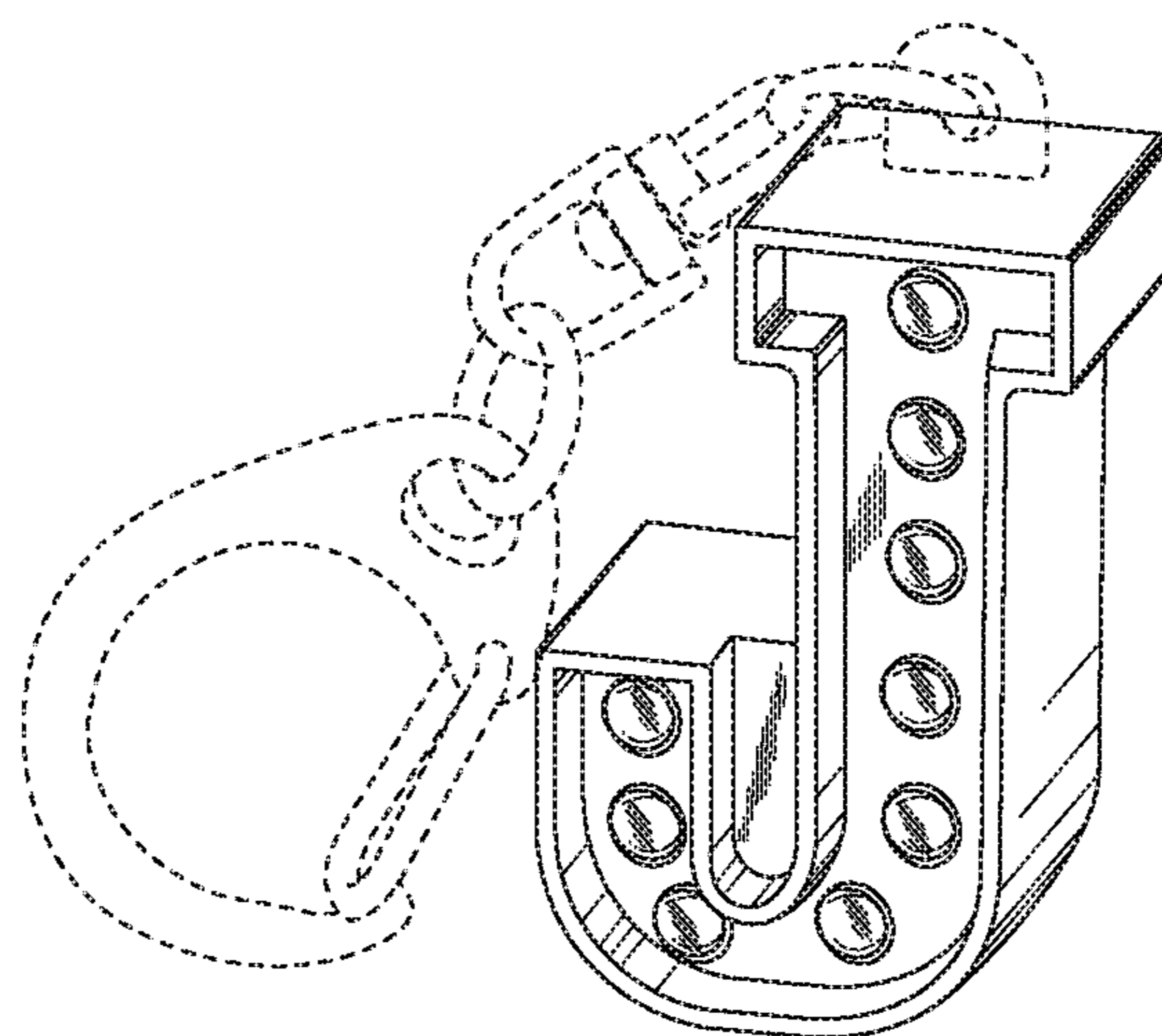


FIG. 4



**FIG. 5**

**FIG. 6**



**FIG. 7**