



US00D815422S

(12) **United States Design Patent**
Hobson

(10) **Patent No.:** **US D815,422 S**
(45) **Date of Patent:** **** Apr. 17, 2018**

- (54) **SHOE**
- (71) Applicant: **Reebok International Limited**, London (GB)
- (72) Inventor: **Daniel Hobson**, Hingham, MA (US)
- (73) Assignee: **Reebok International Limited**, London (GB)
- (**) Term: **15 Years**
- (21) Appl. No.: **29/615,818**
- (22) Filed: **Aug. 31, 2017**

- D342,600 S * 12/1993 Hatfield D2/969
- D388,402 S * 12/1997 Smith D2/972
- D476,141 S 6/2003 Matis
- D498,583 S * 11/2004 Yun A43B 7/085
D2/972
- D499,874 S * 12/2004 Panariello, Jr. D2/972
- D500,197 S * 12/2004 Young D2/972
- D500,199 S * 12/2004 Clegg D2/972
- D536,861 S 2/2007 Rasmussen
- D541,521 S 5/2007 Smith et al.
- D542,517 S 5/2007 Hulbert
- D543,340 S 5/2007 Favreau et al.
- D546,532 S 7/2007 Matis et al.
- D548,940 S 8/2007 Hulbert
- D574,583 S 8/2008 St-Louis et al.
- D586,991 S 2/2009 Fuerst
- D612,137 S 3/2010 Duan
- D613,480 S 4/2010 Lamont

(Continued)

Related U.S. Application Data

- (60) Continuation of application No. 29/593,385, filed on Feb. 8, 2017, now Pat. No. Des. 798,547, which is a division of application No. 29/542,611, filed on Oct. 15, 2015, now Pat. No. Des. 779,182.

- (51) **LOC (11) Cl.** **02-04**
- (52) **U.S. Cl.**
USPC **D2/972**

- (58) **Field of Classification Search**
USPC D2/896, 902, 905, 906, 907, 908, 943, D2/944, 945, 947, 951, 960, 972, 969, D2/977
CPC A43B 1/00; A43B 1/10; A43B 3/00; A43B 5/00; A43B 5/001; A43B 5/002; A43B 5/003; A43B 5/007; A43B 5/008; A43B 5/02; A43B 5/06; A43B 5/08; A43B 5/10; A43B 5/14; A43B 13/00; A43B 13/04
See application file for complete search history.

(56) **References Cited**

U.S. PATENT DOCUMENTS

- D339,449 S * 9/1993 Hatfield D2/970
- D341,703 S * 11/1993 Hatfield D2/973

Primary Examiner — Elizabeth J Oswecki

(74) *Attorney, Agent, or Firm* — Sterne, Kessler, Goldstein & Fox P.L.L.C.

(57) **CLAIM**

The ornamental design for a shoe, as shown and described.

DESCRIPTION

FIG. 1 is a top perspective view of a shoe showing our new design;

FIG. 2 is a top view thereof;

FIG. 3 is a bottom view thereof;

FIG. 4 is a side view thereof;

FIG. 5 is another side view thereof;


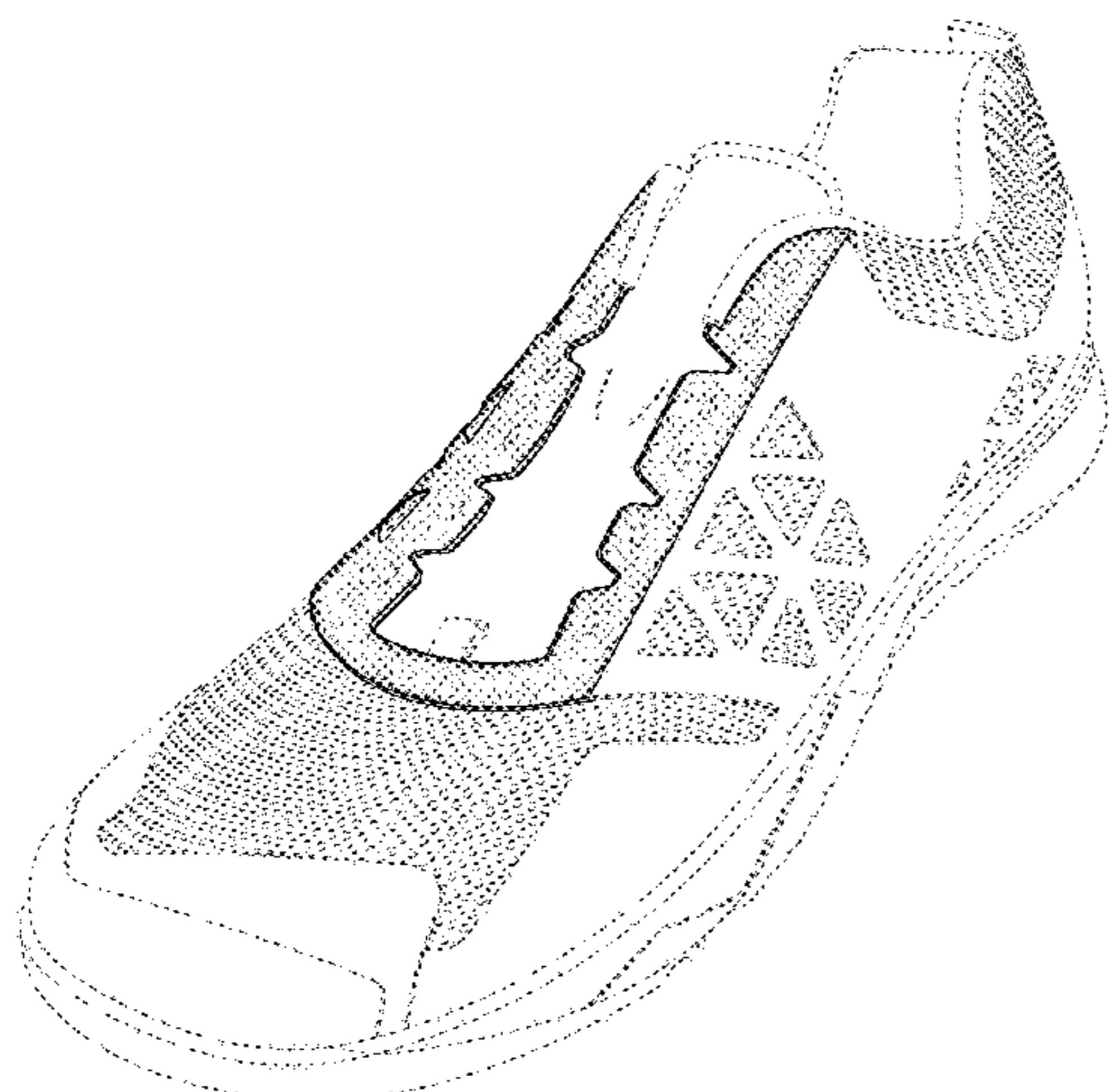
FIG. 6 is a front view thereof;

FIG. 7 is a rear view thereof; and,

FIG. 8 is a bottom perspective view thereof.

The broken lines in the figures show portions of the shoe that form no part of the claimed design. The broken line shown on the side within the claimed portion of the shoe represents unclaimed thread stitching.

1 Claim, 7 Drawing Sheets



(56)

References Cited

U.S. PATENT DOCUMENTS

D625,491 S 10/2010 Morton
 D642,362 S 8/2011 Miner
 D646,471 S 10/2011 Mahoney
 D651,787 S 1/2012 Mahoney
 D662,695 S 7/2012 McVicker et al.
 D671,718 S 12/2012 McVicker et al.
 D672,543 S 12/2012 Williams, Jr. et al.
 D672,942 S 12/2012 Della Valle et al.
 D682,515 S 5/2013 Della Valle et al.
 D682,523 S 5/2013 Shyllon
 D713,135 S 9/2014 Tucker et al.
 D714,036 S 9/2014 Etcheverry et al.
 D724,297 S 3/2015 Oliver
 D731,765 S 6/2015 Opie
 D744,728 S 12/2015 Remmele
 D748,902 S 2/2016 Humphrey et al.
 D752,322 S 3/2016 Tomat
 D753,376 S 4/2016 Birkinhead
 D759,948 S 6/2016 Sassi
 D760,482 S 7/2016 Siegel
 D768,368 S 10/2016 Birkinhead et al.

D774,287 S 12/2016 Taestensen
 D779,182 S 2/2017 Hobson
 D783,983 S * 4/2017 Yun D2/972
 D787,804 S * 5/2017 Raasch D2/972
 D789,069 S * 6/2017 Taylor D2/972
 D789,671 S * 6/2017 Chung D2/972
 D790,194 S * 6/2017 Shyllon D2/972
 9,681,708 B2 * 6/2017 Greene A43D 8/00
 D793,061 S * 8/2017 Parrett D2/972
 D793,068 S * 8/2017 Nethongkome D2/972
 D793,699 S * 8/2017 Petrenka D2/972
 D793,702 S * 8/2017 Parker D2/972
 D794,304 S * 8/2017 Nethongkome D2/972
 D799,806 S * 10/2017 Atwell D2/972
 2005/0016023 A1 1/2005 Burris et al.
 2011/0113646 A1 5/2011 Merritt et al.
 2011/0214313 A1 9/2011 James et al.
 2011/0302810 A1 * 12/2011 Borel A43B 1/04
 36/114
 2012/0073160 A1 3/2012 Marvin et al.
 2013/0031805 A1 2/2013 Crowley, II et al.
 2013/0152428 A1 6/2013 Bishop et al.
 2013/0212909 A1 8/2013 Bates et al.

* cited by examiner

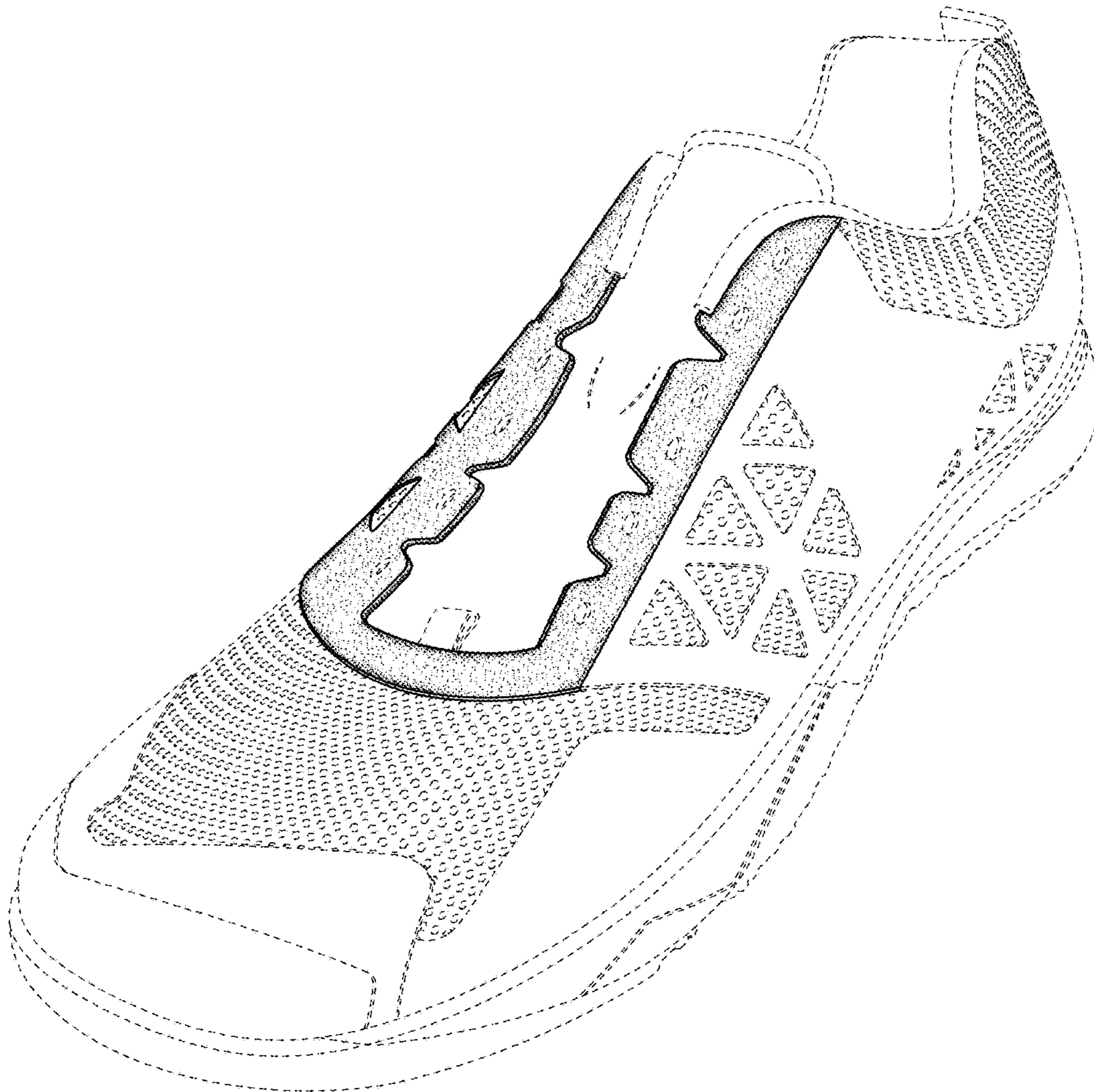


FIG. 1

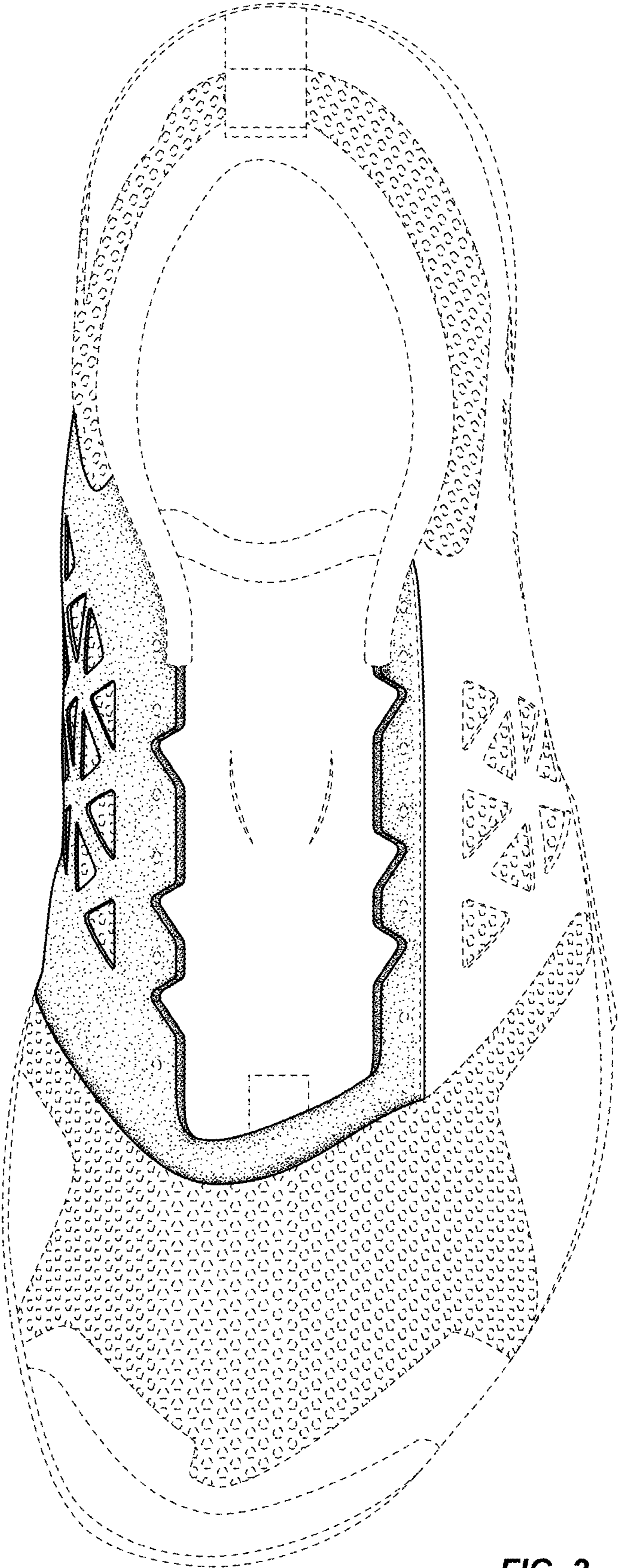


FIG. 2

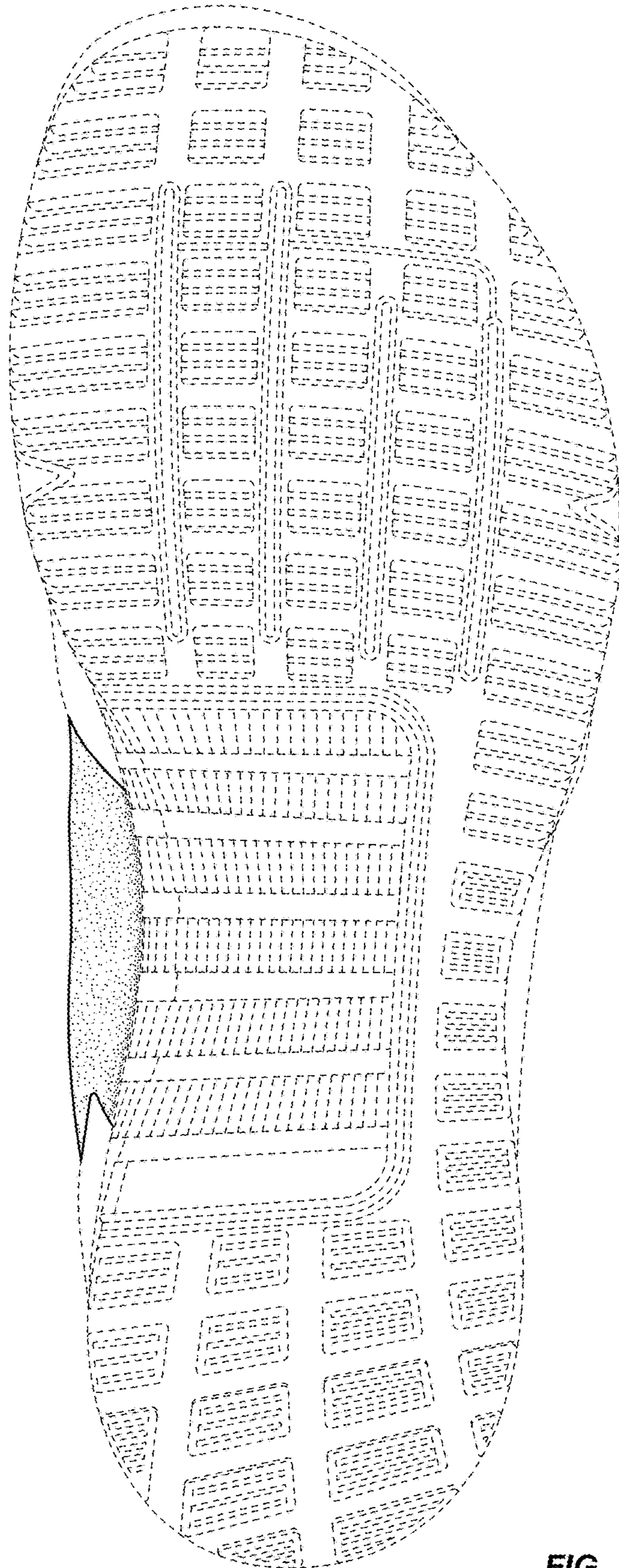


FIG. 3

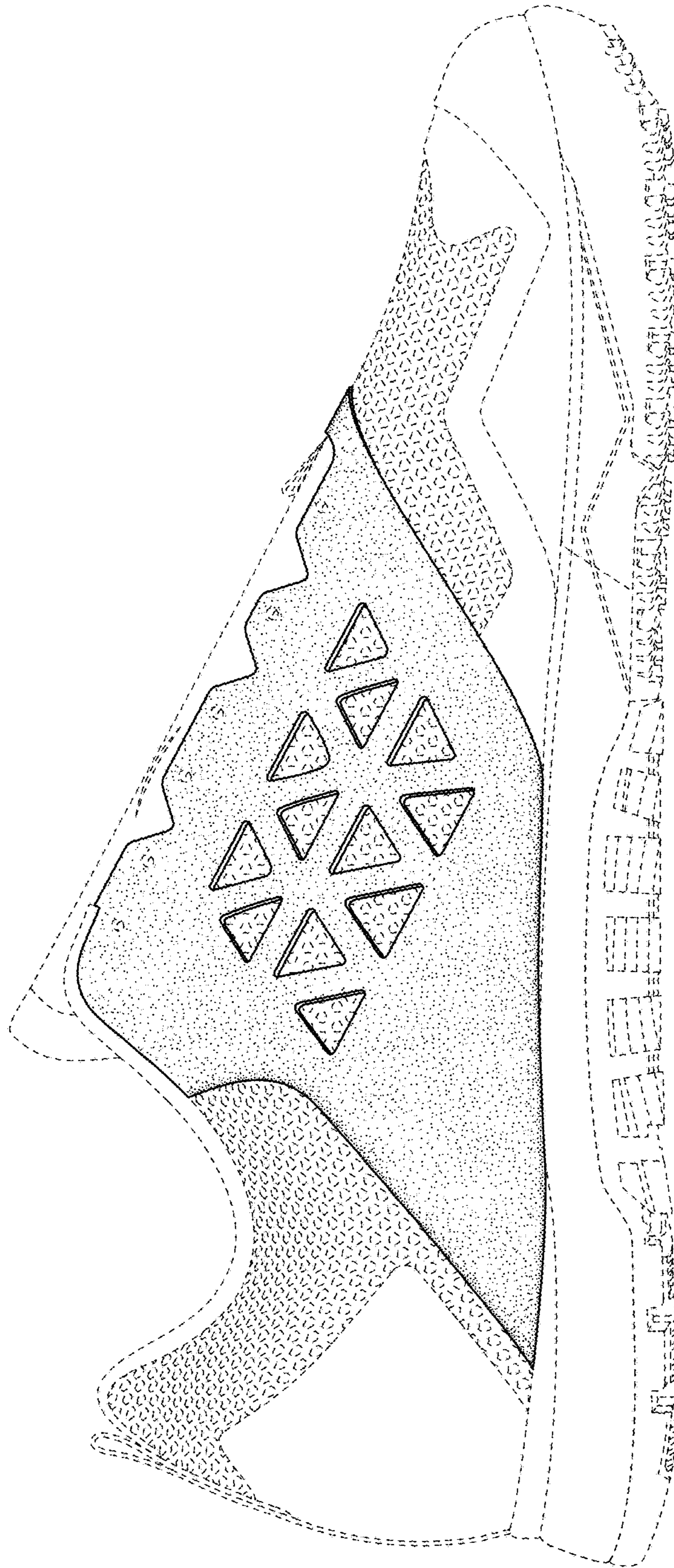


FIG. 4

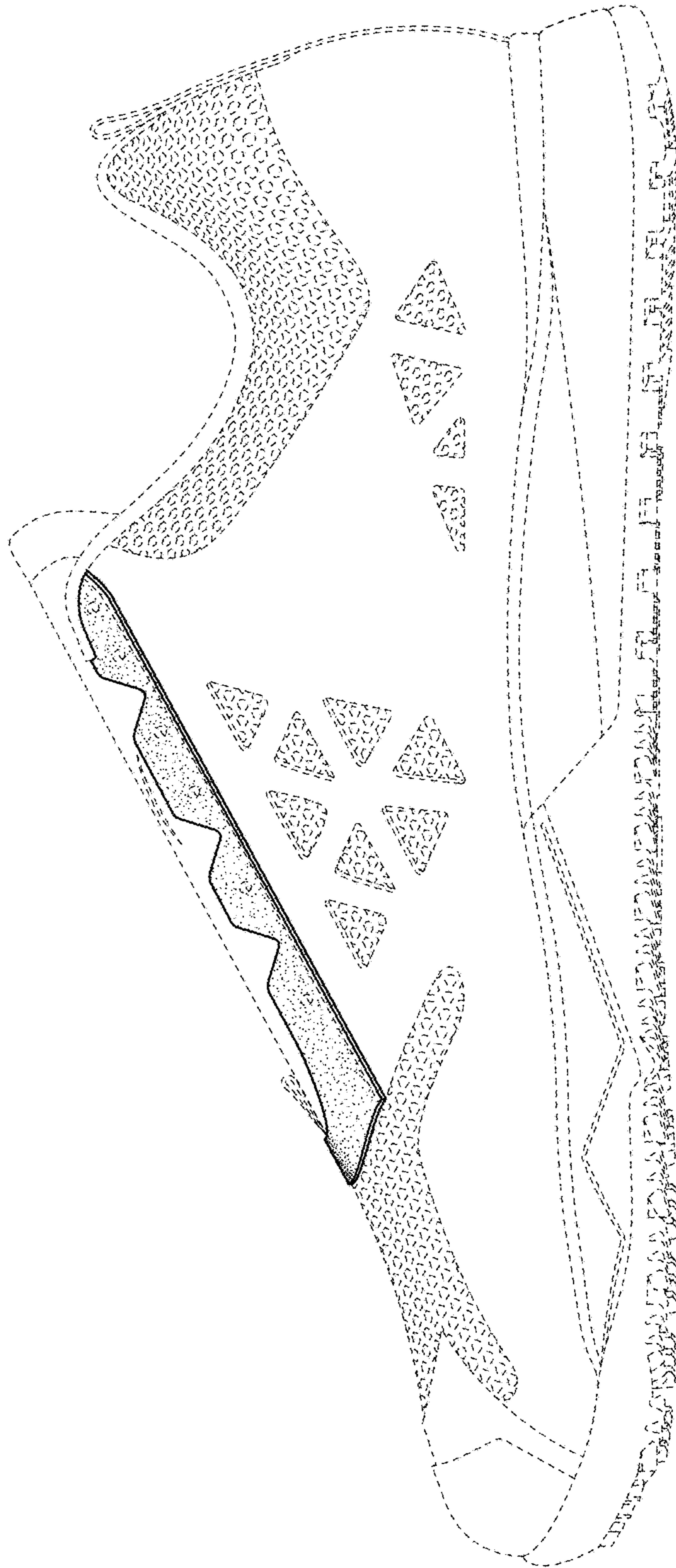


FIG. 5

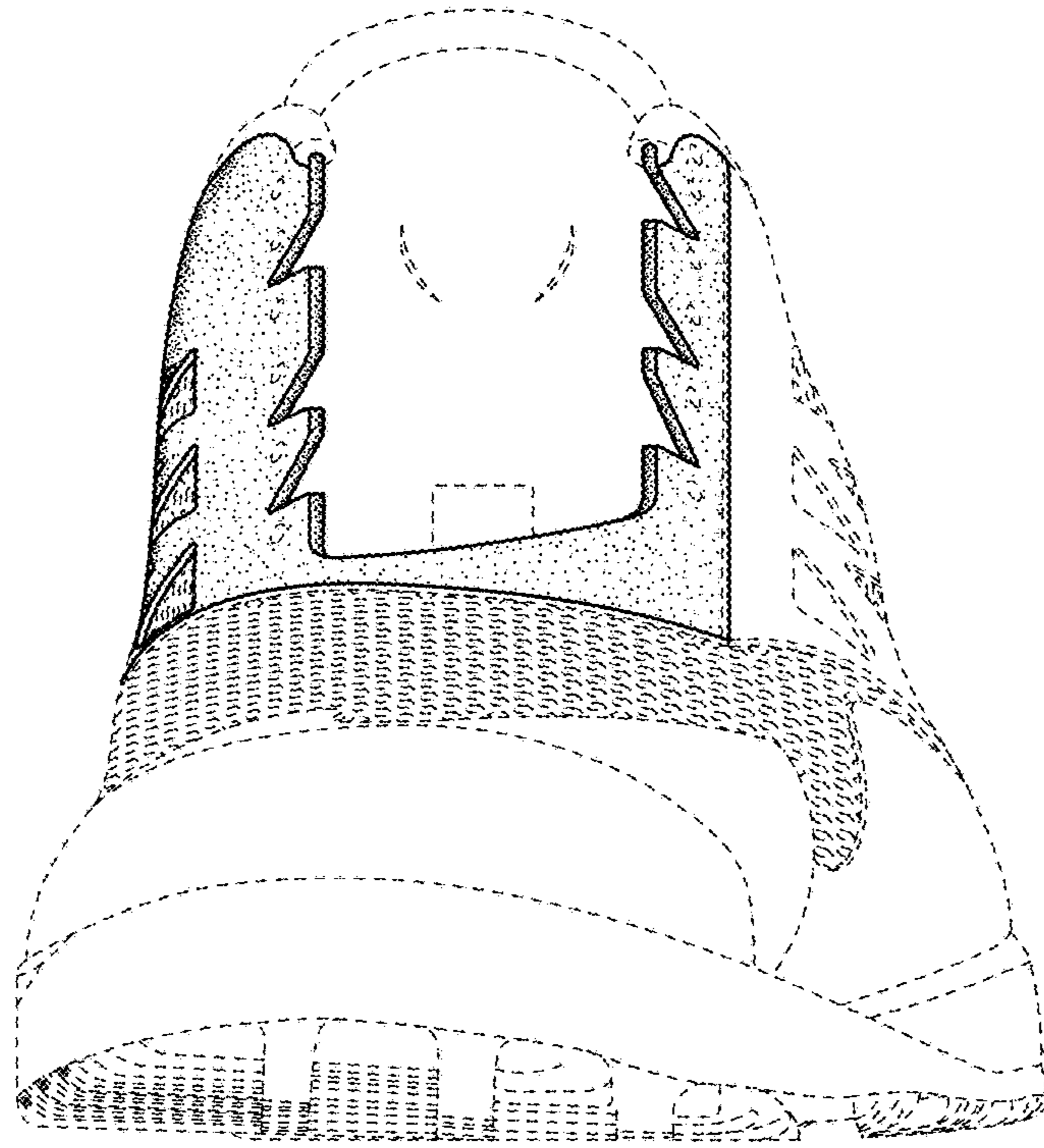


FIG. 6

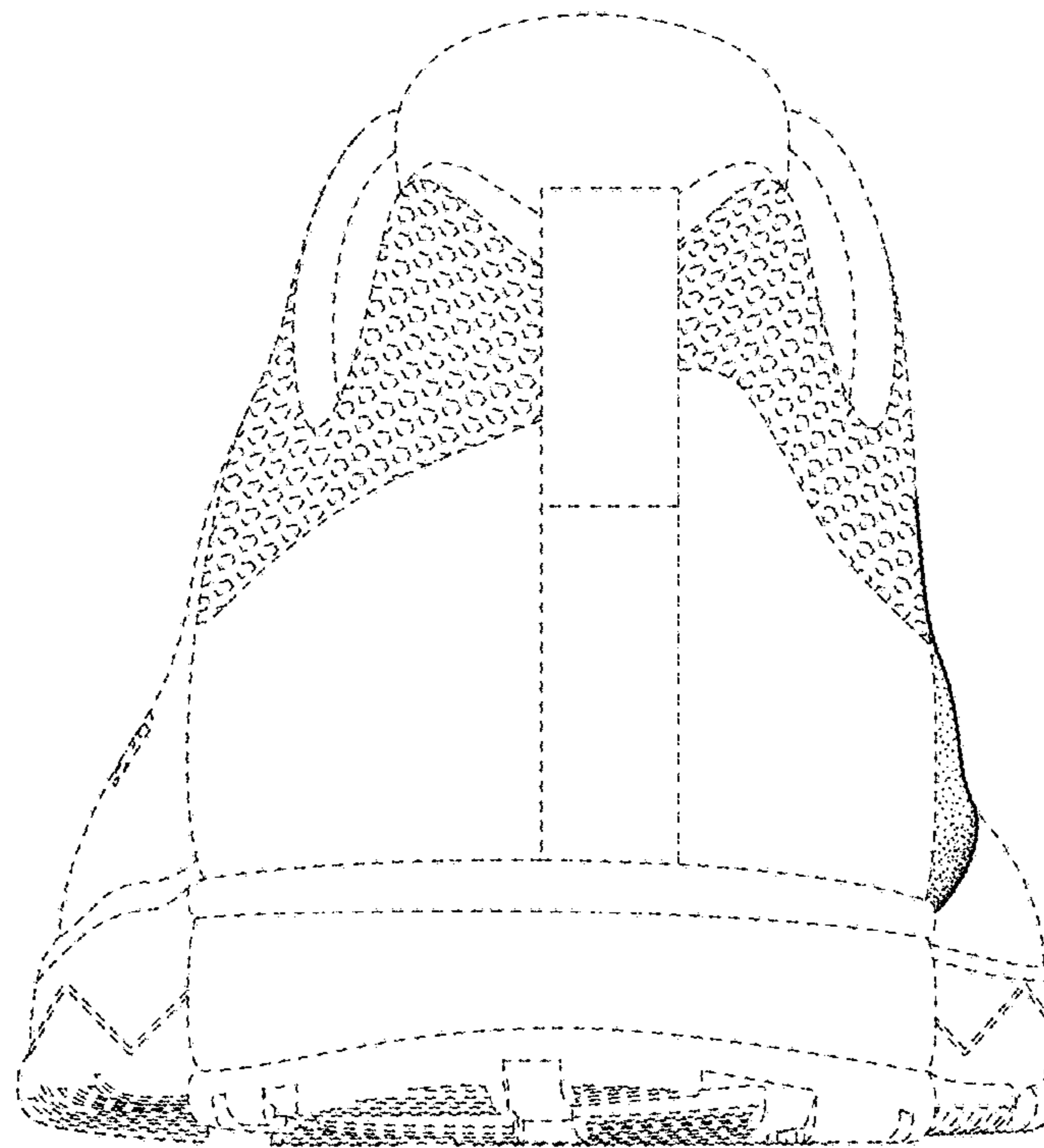


FIG. 7




FIG. 8

UNITED STATES PATENT AND TRADEMARK OFFICE
CERTIFICATE OF CORRECTION

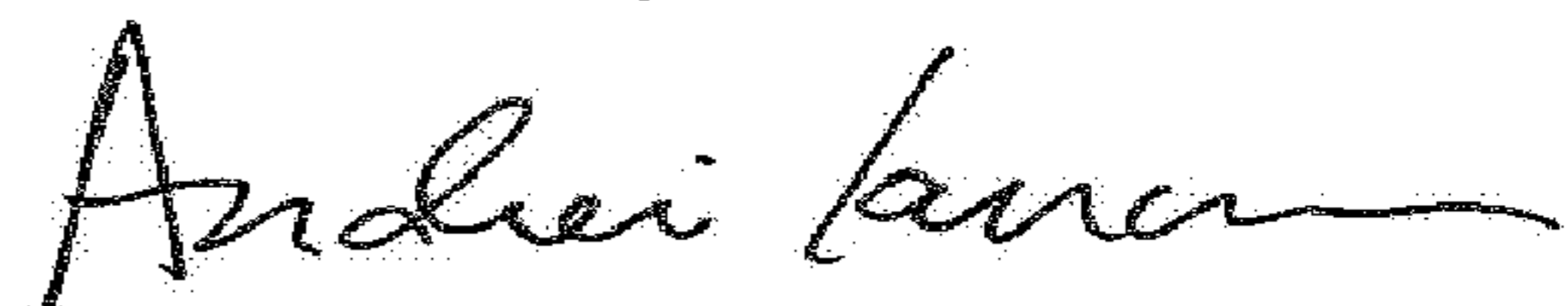
PATENT NO. : D815,422 S
APPLICATION NO. : 29/615818
DATED : April 17, 2018
INVENTOR(S) : Daniel Hobson

Page 1 of 8

It is certified that error appears in the above-identified patent and that said Letters Patent is hereby corrected as shown below:

Replace Figures 1 – 8 with replacement Figures 1 – 8, attached herewith.

Signed and Sealed this
Fifth Day of June, 2018



Andrei Iancu
Director of the United States Patent and Trademark Office

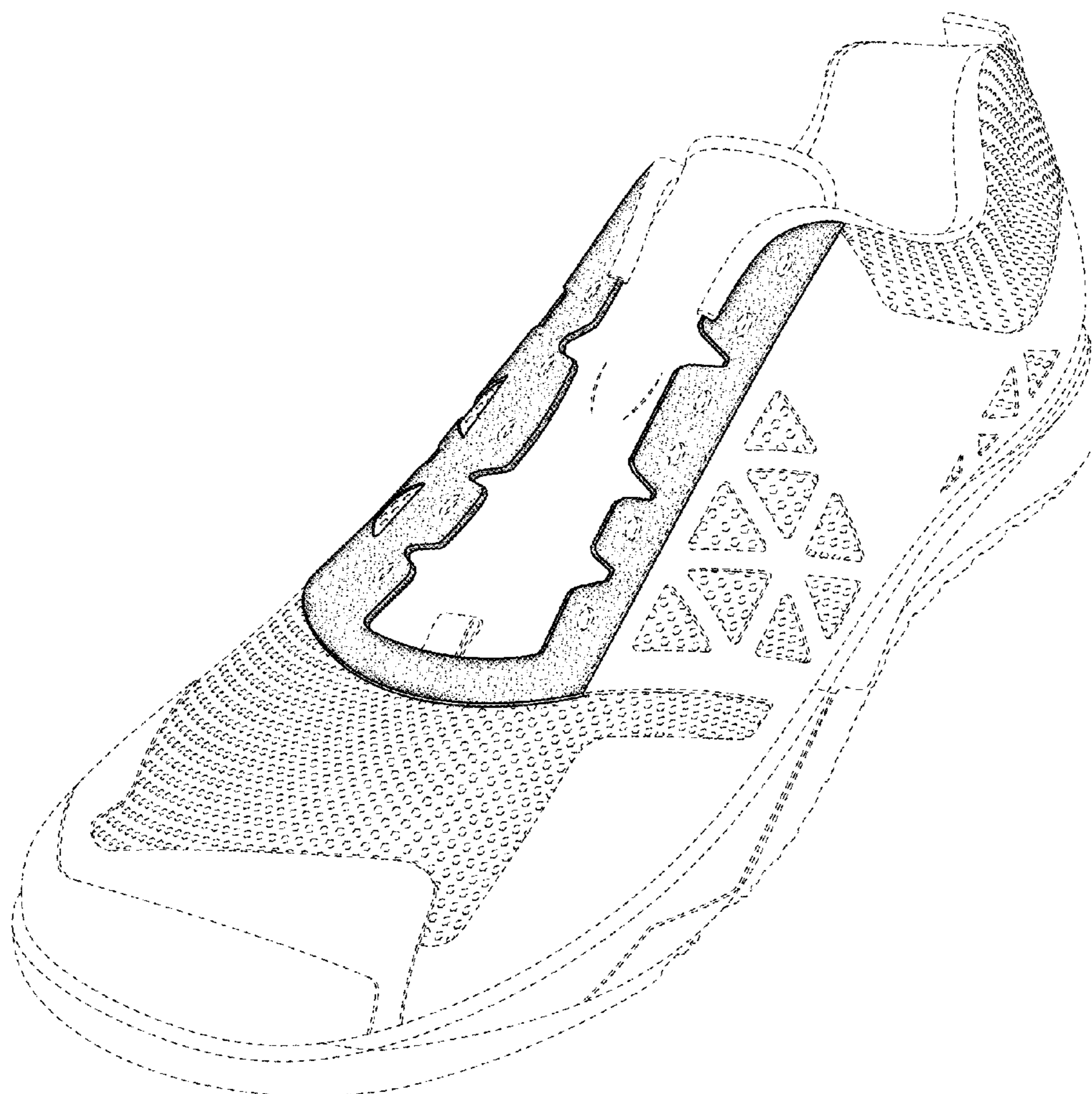


FIG. 1

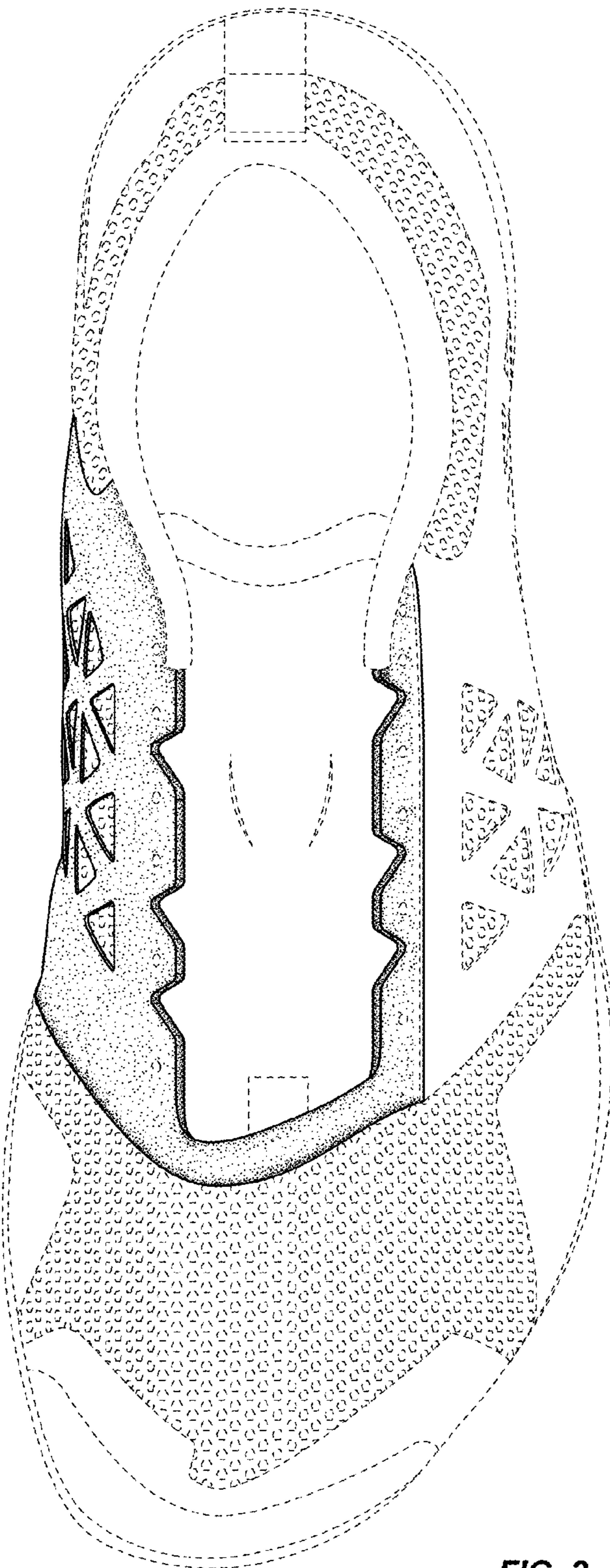


FIG. 2

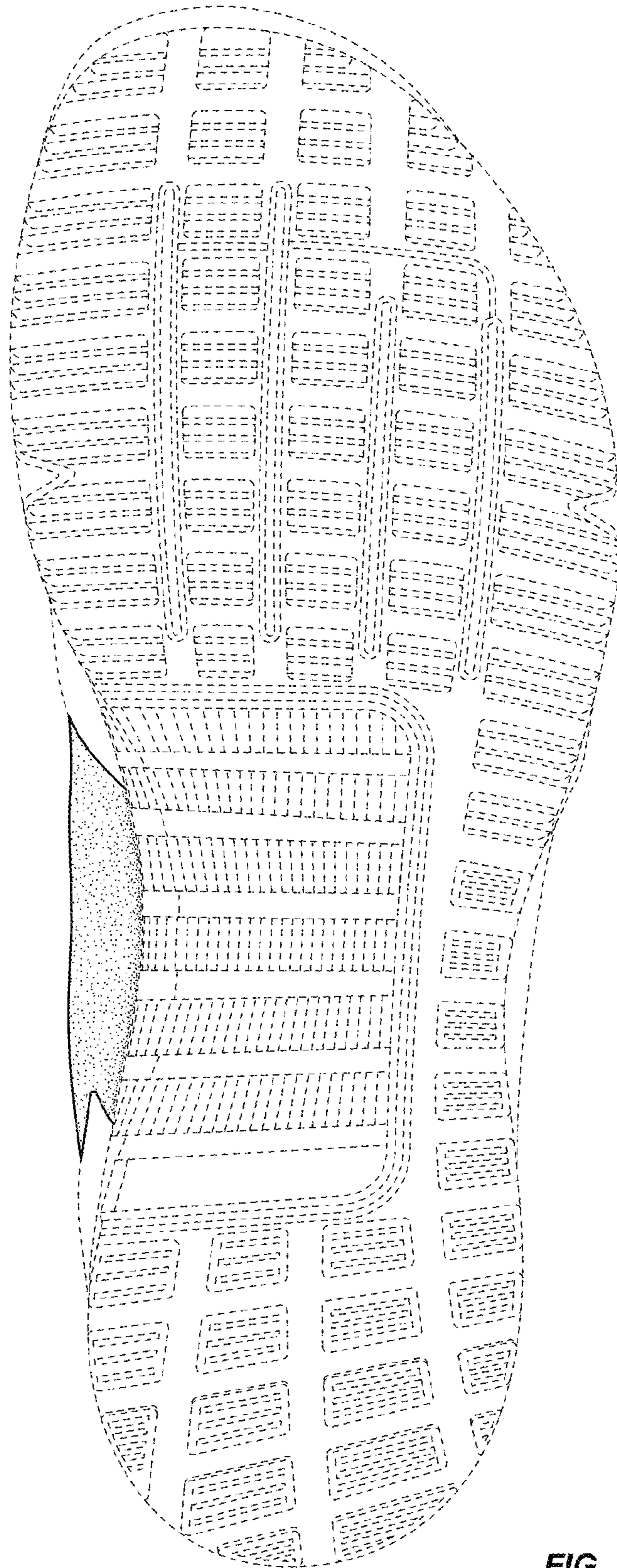


FIG. 3

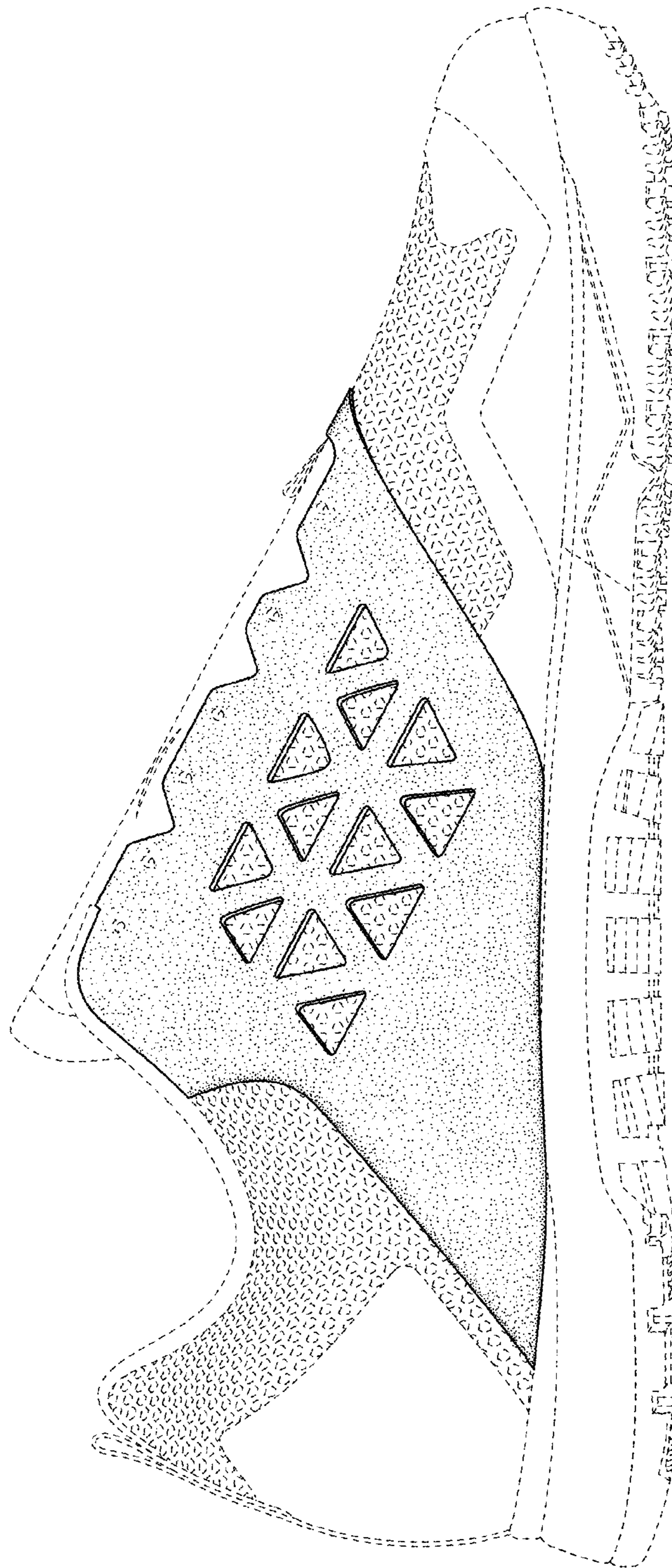


FIG. 4

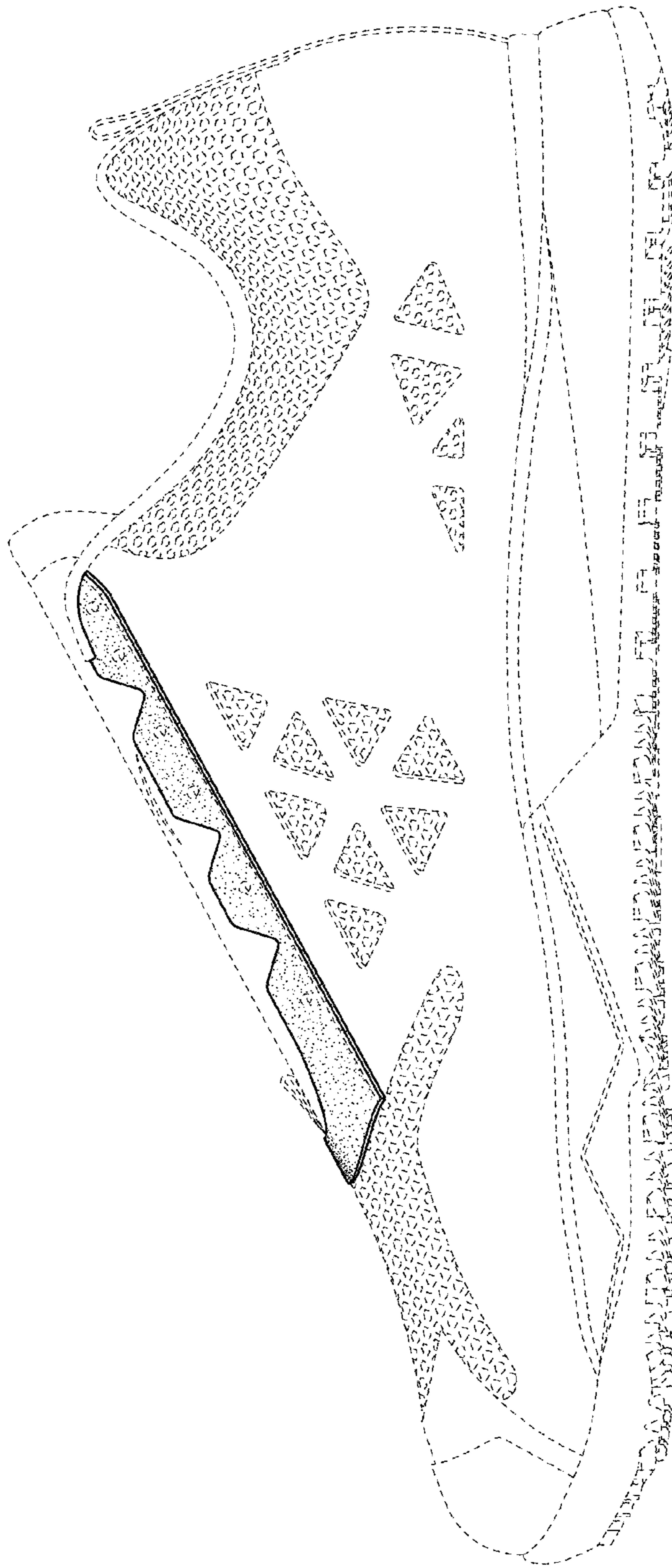


FIG. 5

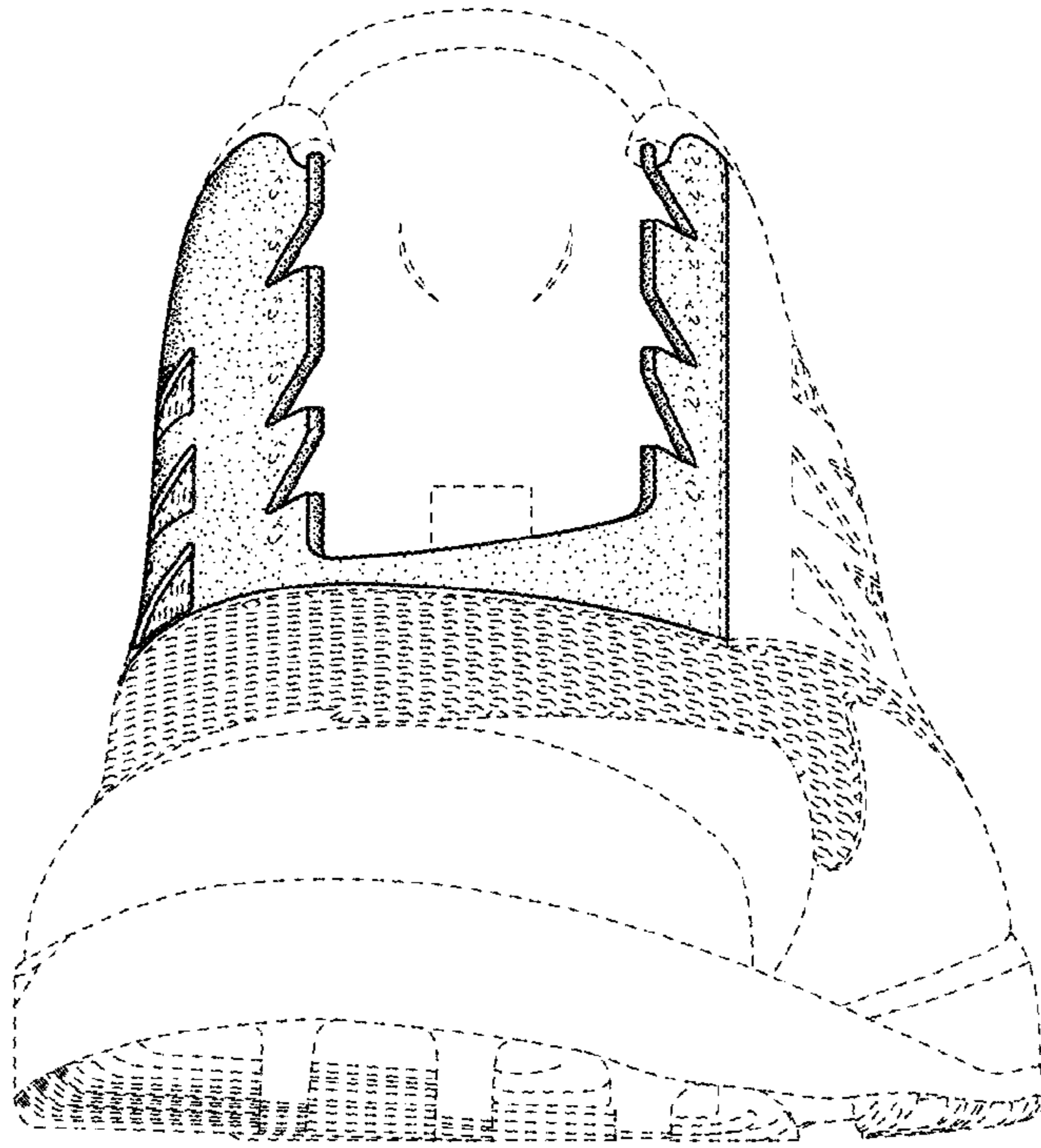


FIG. 6

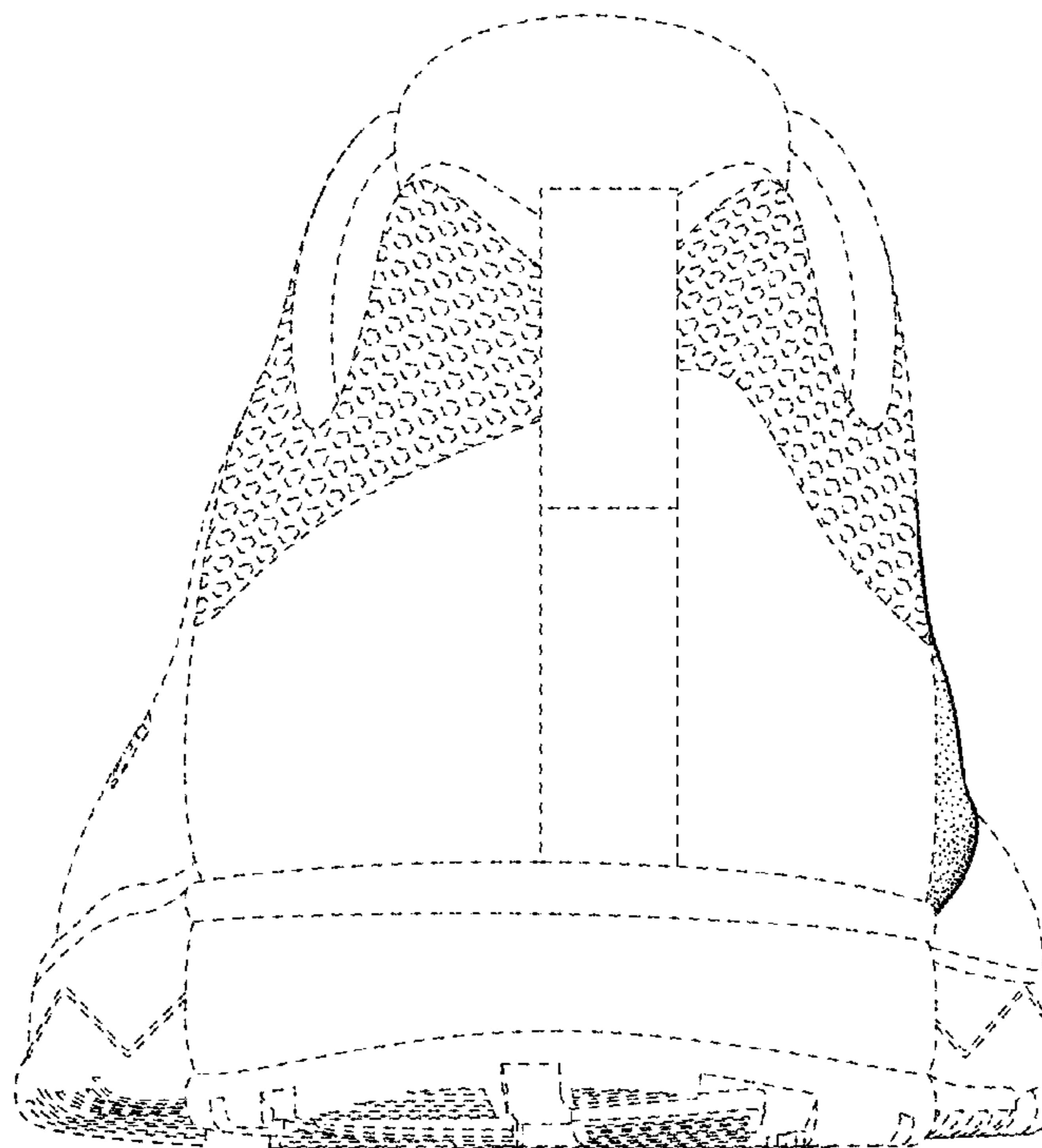


FIG. 7




FIG. 8