



US00D815418S

(12) **United States Design Patent**  
**De Nubbio**

(10) **Patent No.:** **US D815,418 S**

(45) **Date of Patent:** **\*\* Apr. 17, 2018**

(54) **FOOTWEAR**

D706,522 S \* 6/2014 Guers-Neyraud ..... D2/929  
D735,457 S \* 8/2015 Guers-Neyraud ..... D2/971  
D741,052 S \* 10/2015 Guers-Neyraud ..... D2/925

(71) Applicant: **J. Choo Limited**, London (GB)

(72) Inventor: **Adolfo De Nubbio**, London (GB)

(73) Assignee: **J. Choo Limited**, London (GB)

(\*\*) Term: **15 Years**

(21) Appl. No.: **29/584,565**

(22) Filed: **Nov. 15, 2016**

(30) **Foreign Application Priority Data**

May 16, 2016 (EM) ..... 003130723-0011

(51) **LOC (11) Cl.** ..... **02-99**

(52) **U.S. Cl.**  
USPC ..... **D2/971**

(58) **Field of Classification Search**  
USPC ..... D2/896, 925-942, 971  
CPC ..... A43B 21/00; A43B 21/02; A43B 21/06;  
A43B 9/14; A43B 1/0045; A43B 13/10;  
A43B 13/12; A43B 23/06; A43B 23/07;  
A43B 1/0036; A43B 5/12  
See application file for complete search history.

(56) **References Cited**

**U.S. PATENT DOCUMENTS**

D92,878 S 7/1934 Bressler  
D106,547 S \* 10/1937 Sutton ..... D2/942  
D119,294 S \* 3/1940 Wertheim ..... D2/927  
D514,301 S \* 2/2006 Kelsey ..... D2/971  
D534,341 S 1/2007 Choi  
D585,633 S \* 2/2009 Lawler ..... D2/929  
D593,312 S \* 6/2009 Issler ..... D2/909  
D617,084 S 6/2010 McDonald  
D632,884 S \* 2/2011 Issler ..... D2/971  
D636,168 S \* 4/2011 Choi ..... D2/971  
D664,332 S \* 7/2012 Garcia Mira ..... D2/925

**OTHER PUBLICATIONS**

Design U.S. Appl. No. 29/584,563, filed Nov. 15, 2016; First named inventor: F. Negri.

\* cited by examiner

*Primary Examiner* — Dominic V Simone

(74) *Attorney, Agent, or Firm* — Fross Zelnick Lehrman & Zissu, P.C.; Lawrence E. Apolzon, Esq.

(57) **CLAIM**

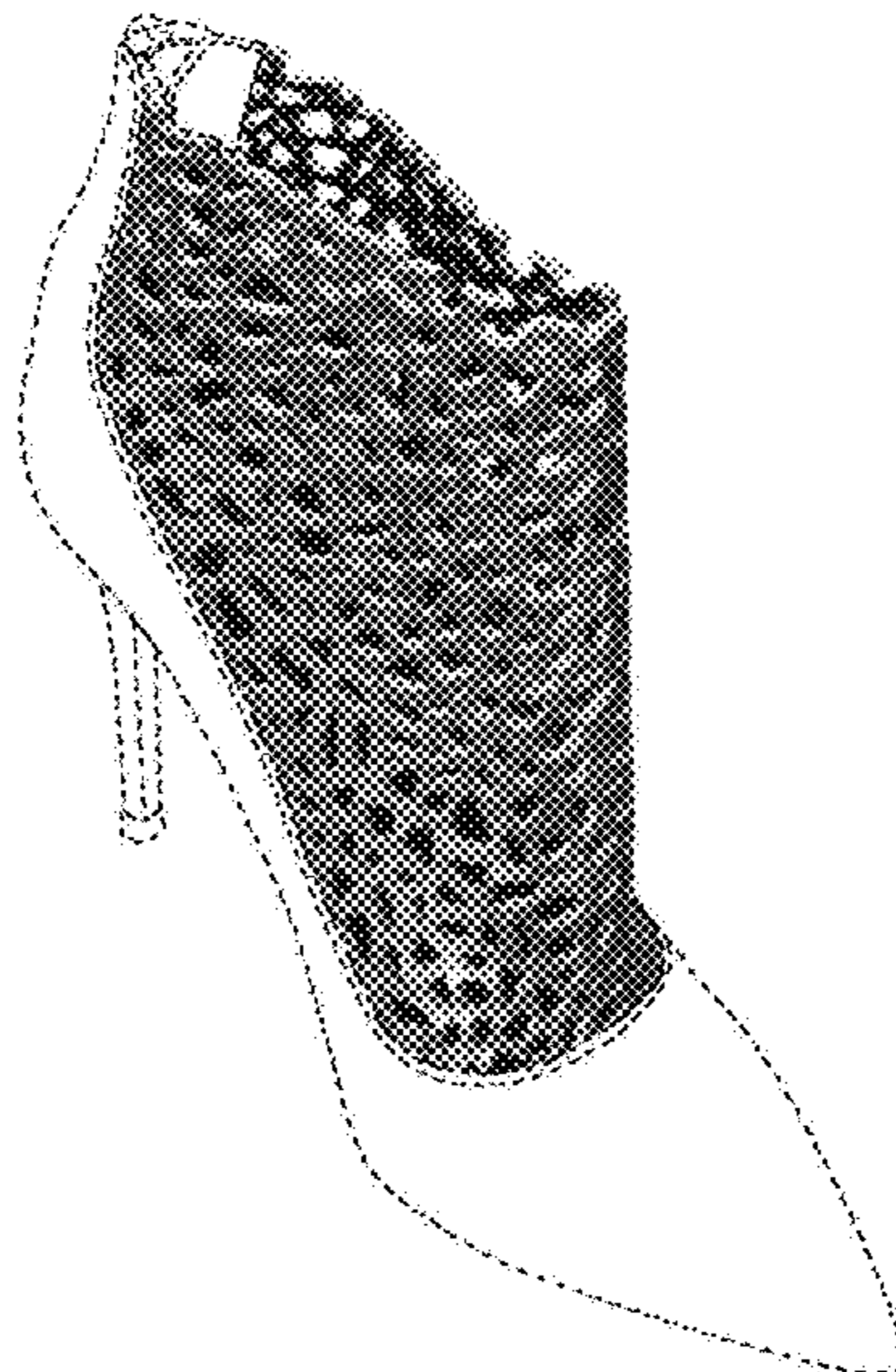
The ornamental design for footwear, as shown and described.

**DESCRIPTION**

FIG. 1 is a front perspective view of a footwear showing my new design;  
FIG. 2 is a right side view of the footwear shown in FIG. 1;  
FIG. 3 is a left side view of the footwear shown in FIG. 1;  
FIG. 4 is a front view of the footwear shown in FIG. 1;  
FIG. 5 is a rear view of the footwear shown in FIG. 1;  
FIG. 6 is a top view of the footwear shown in FIG. 1;  
FIG. 7 is a front perspective view of an alternative embodiment of the footwear shown in FIG. 1;  
FIG. 8 is a right side view thereof;  
FIG. 9 is a left side view thereof;  
FIG. 10 is a front view thereof;  
FIG. 11 is a rear view thereof; and,  
FIG. 12 is a top view thereof.

The broken line showing of the heel, sole, heel cap, portions of the upper, zipper, and zipper track in the drawings shows unclaimed subject matter.

**1 Claim, 6 Drawing Sheets**



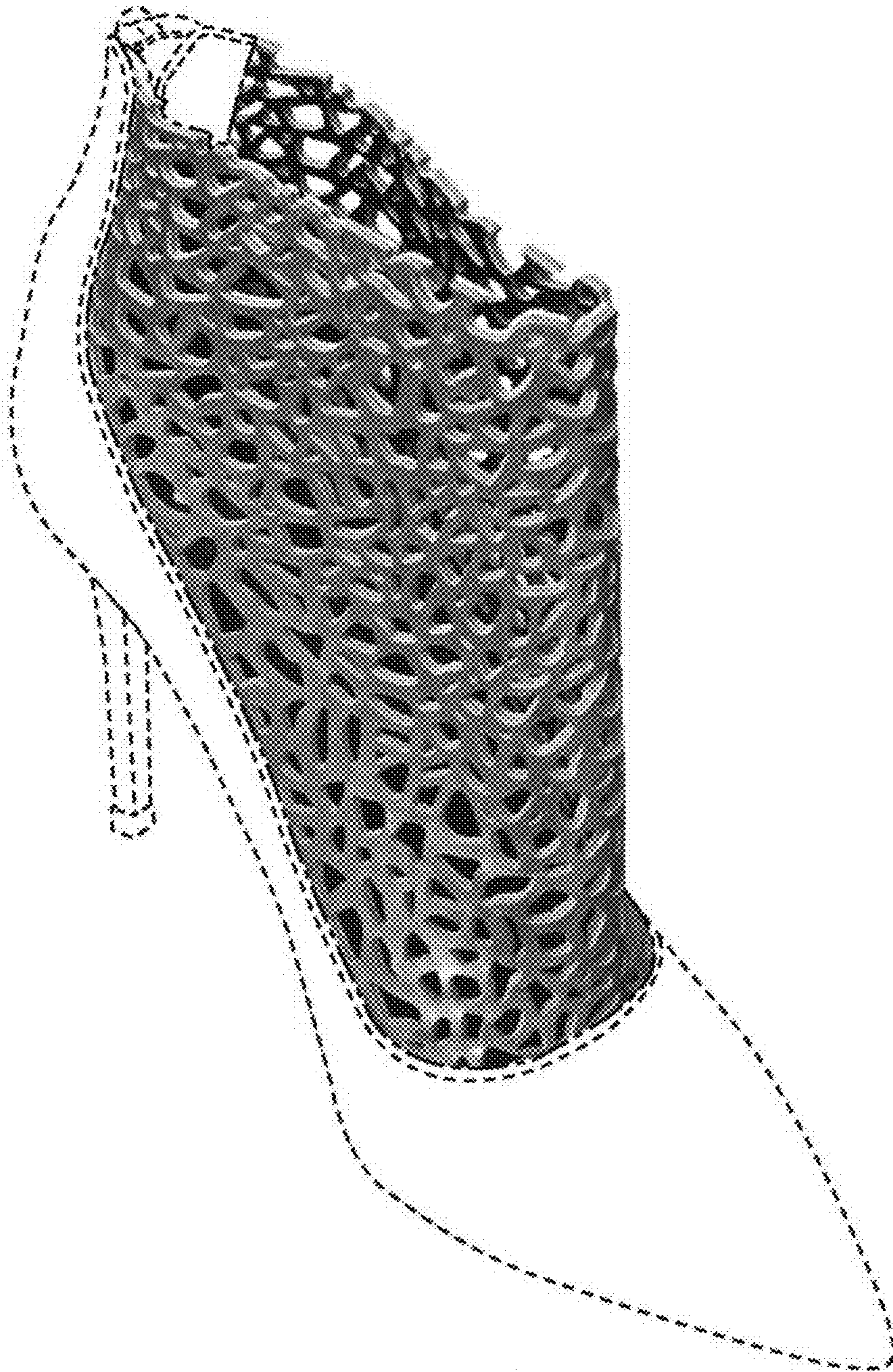


FIG. 1



FIG. 2

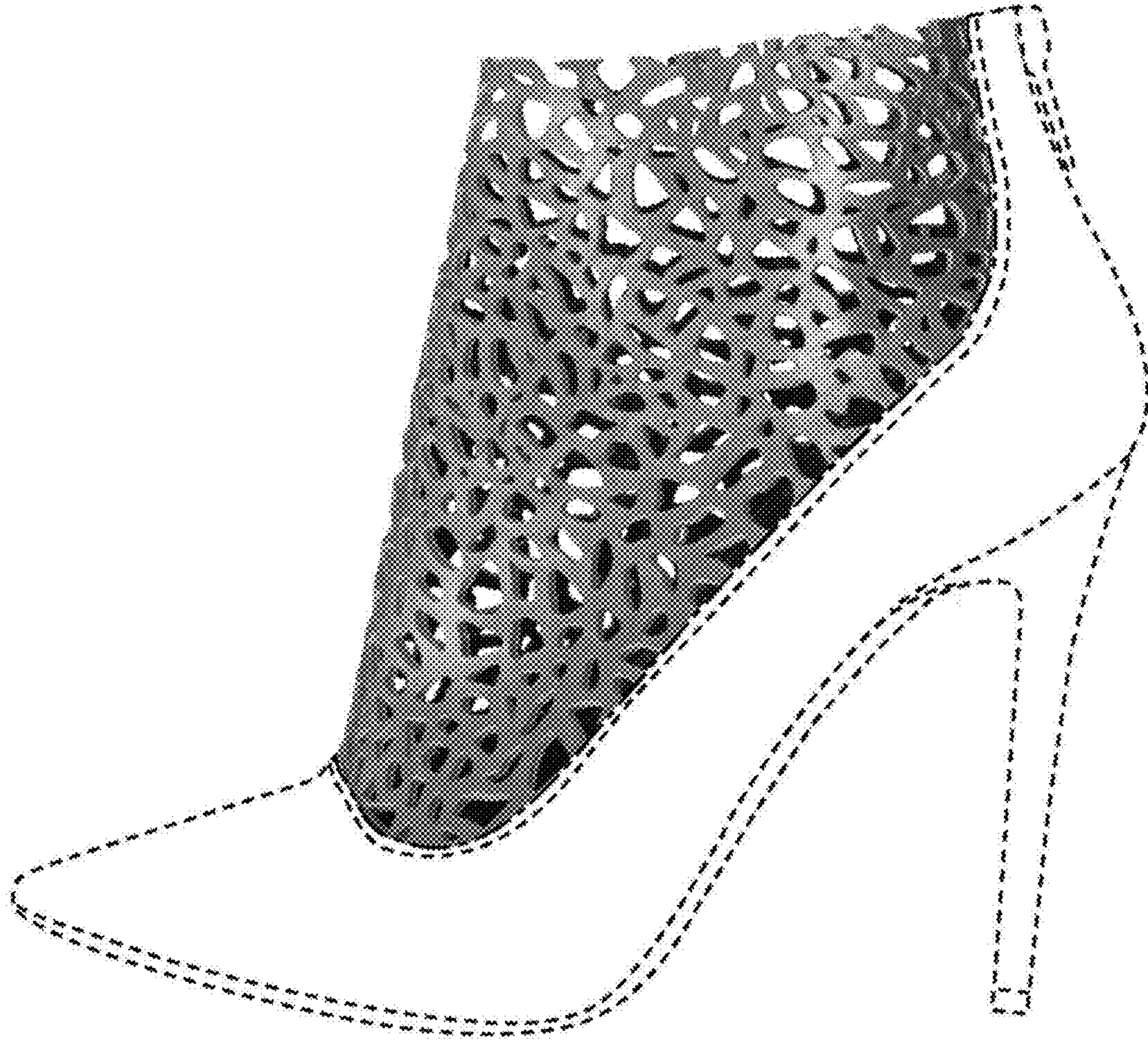


FIG. 3




FIG. 4

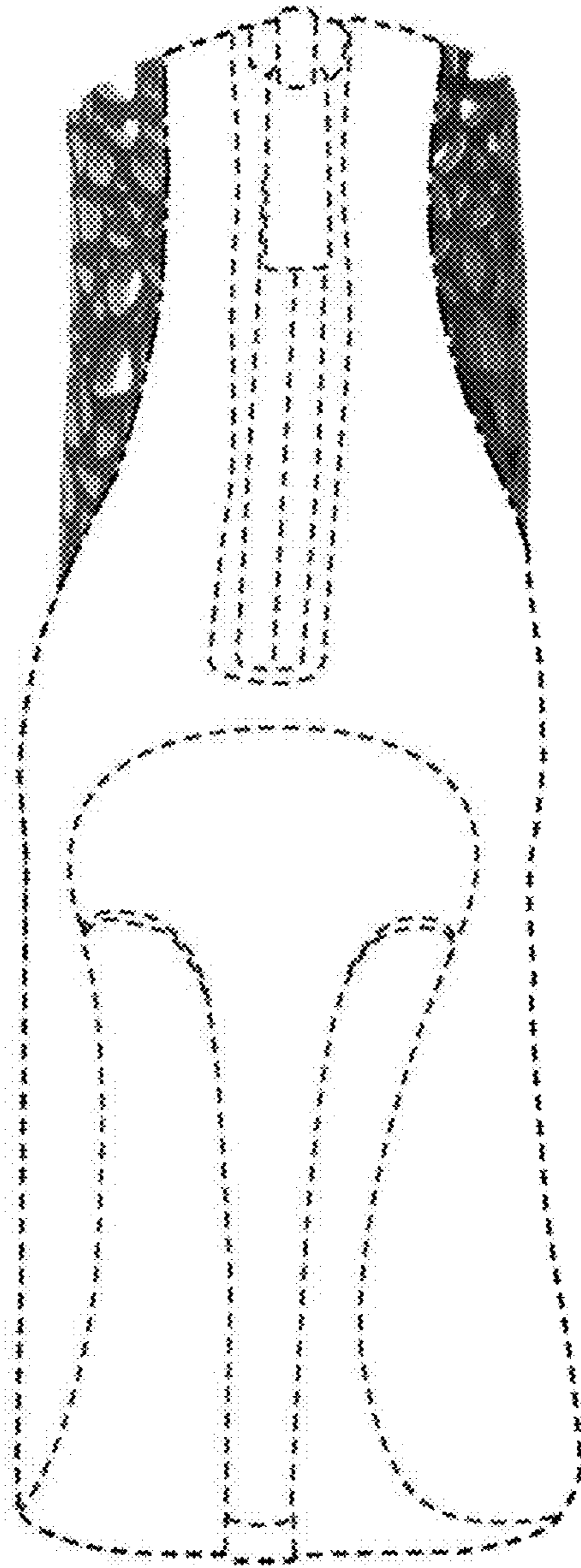


FIG. 5




FIG. 6