



US00D815396S

(12) **United States Design Patent** (10) **Patent No.:** **US D815,396 S**
Butler (45) **Date of Patent:** **** Apr. 17, 2018**

(54) **SWIMWEAR APPARATUS**
(71) Applicant: **Mylitta Butler**, Tampa, FL (US)
(72) Inventor: **Mylitta Butler**, Tampa, FL (US)
(**) Term: **15 Years**
(21) Appl. No.: **29/616,650**
(22) Filed: **Sep. 7, 2017**

Related U.S. Application Data

(62) Division of application No. 29/561,727, filed on Apr. 19, 2016, now Pat. No. Des. 799,788.
(51) **LOC (11) Cl.** **02-02**
(52) **U.S. Cl.**
USPC **D2/737; D2/731**
(58) **Field of Classification Search**
USPC D2/737, 731, 732, 734, 706; 2/67
CPC A41C 3/00; A41D 7/00; A41D 1/22
See application file for complete search history.

References Cited

U.S. PATENT DOCUMENTS

D456,588 S * 5/2002 Fairhurst A41D 7/00
D2/732
D485,048 S * 1/2004 Janes D2/731
D596,378 S * 7/2009 Borchardt D2/731
D606,283 S * 12/2009 Rance D2/731
D629,998 S * 1/2011 Lambertz D2/704
D658,352 S * 5/2012 Pinner D2/706
D681,911 S * 5/2013 Lee D2/703
D693,542 S * 11/2013 Waldman D2/735
D733,996 S * 7/2015 Brown D2/731
D742,620 S * 11/2015 Waldman D2/731

D764,746 S * 8/2016 Randall D2/706
D773,776 S * 12/2016 Waldman D2/731
D780,406 S * 3/2017 Brown D2/731
D785,905 S * 5/2017 Savage D2/731
D789,034 S * 6/2017 Musciacchio D2/731
D789,653 S * 6/2017 Robertson D2/706
D790,805 S * 7/2017 Waldman D2/735
D791,437 S * 7/2017 Kabuya D2/731
9,706,799 B1 * 7/2017 Butler A41D 7/00
2008/0256675 A1 * 10/2008 Di Lorenzo A41D 7/00
2/67
2011/0197330 A1 * 8/2011 Simpson A41D 7/00
2/67
2016/0206017 A1 * 7/2016 Aylward A41D 27/205
2017/0027244 A1 * 2/2017 Lee A41D 7/00

* cited by examiner

Primary Examiner — Robin V Webster
Assistant Examiner — James C Thorn, Sr.
(74) *Attorney, Agent, or Firm* — Burr & Forman LLP;
Ryan M. Corbett

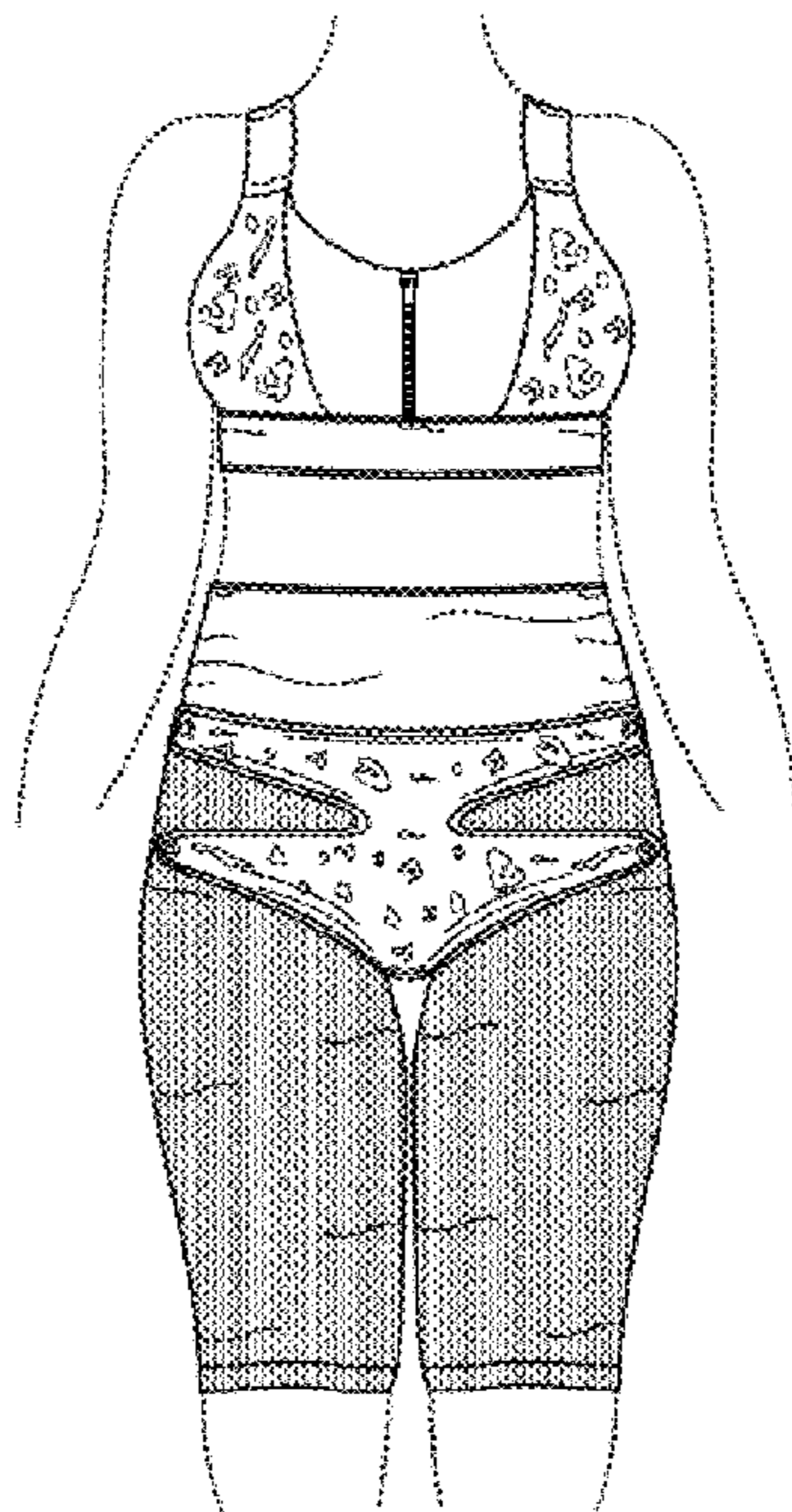
(57) **CLAIM**

The ornamental design for a swimwear apparatus, as shown and described.

DESCRIPTION

FIG. 1 is a front view of a swimwear apparatus comprising my design;
FIG. 2 is a rear view thereof;
FIG. 3 is a right side view thereof; and,
FIG. 4 is a left side view thereof.
The broken lines shown in the drawings are included for the purpose of illustrating environmental structure and form no part of the claimed design.

1 Claim, 4 Drawing Sheets



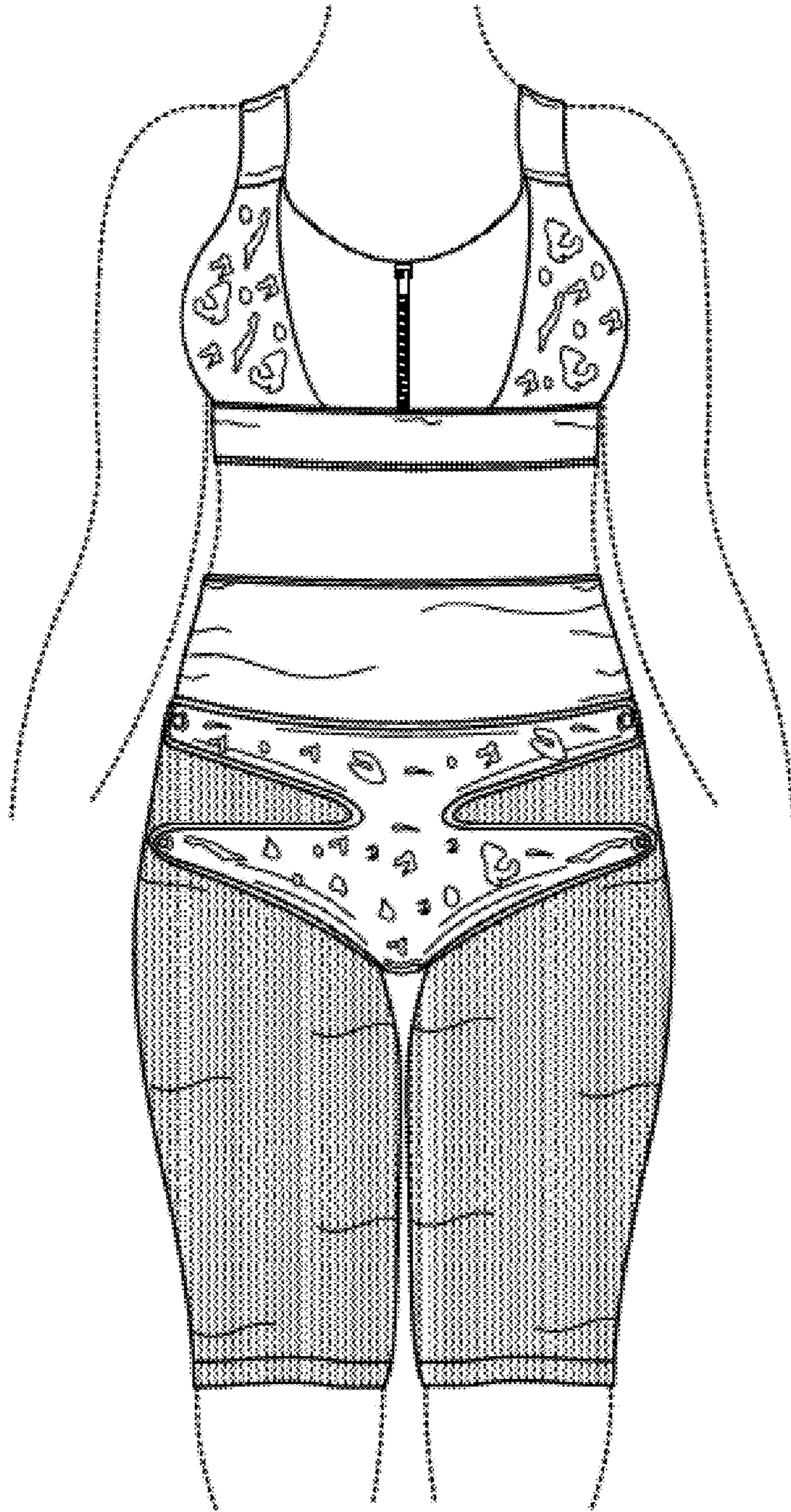


FIG. 1

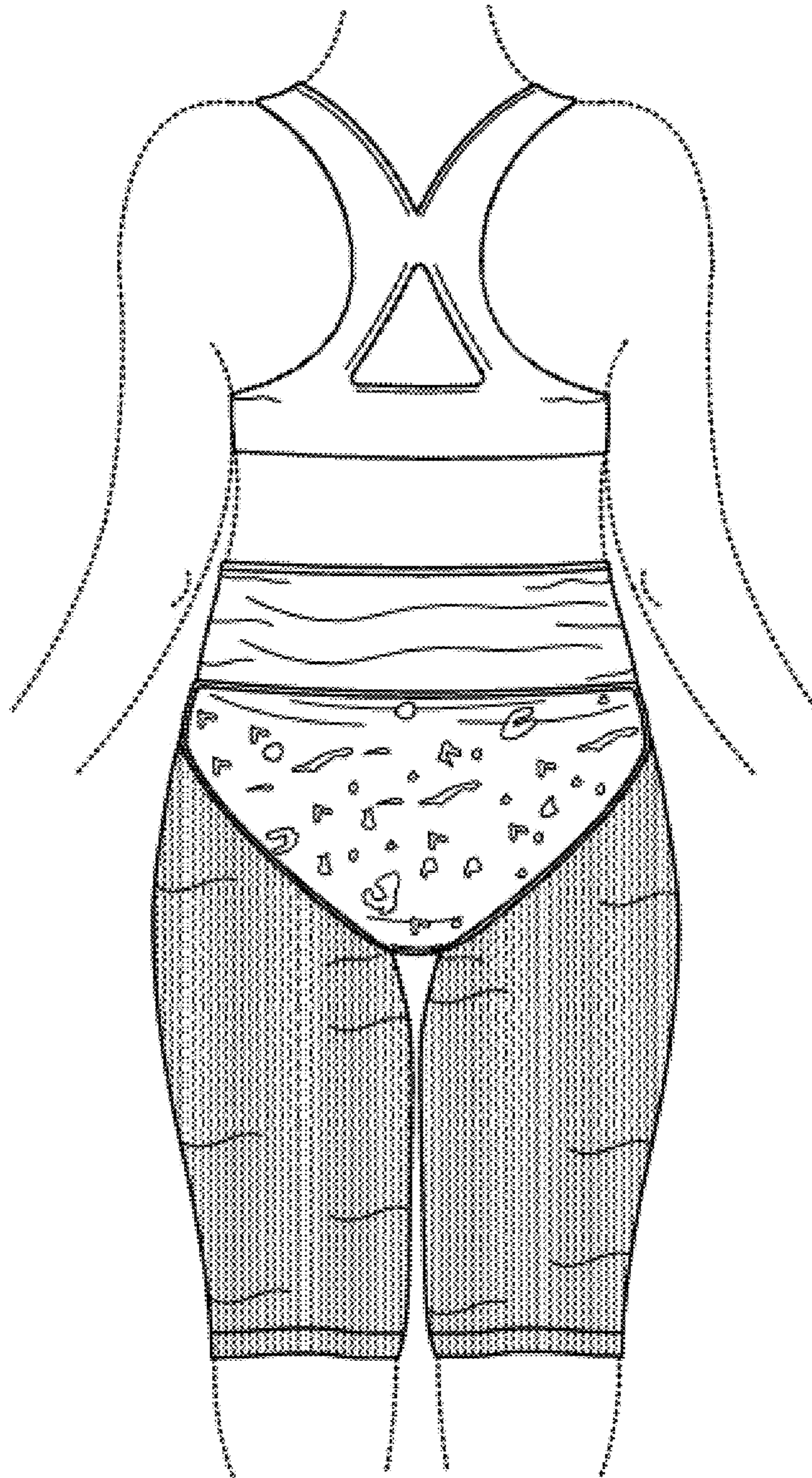


FIG. 2

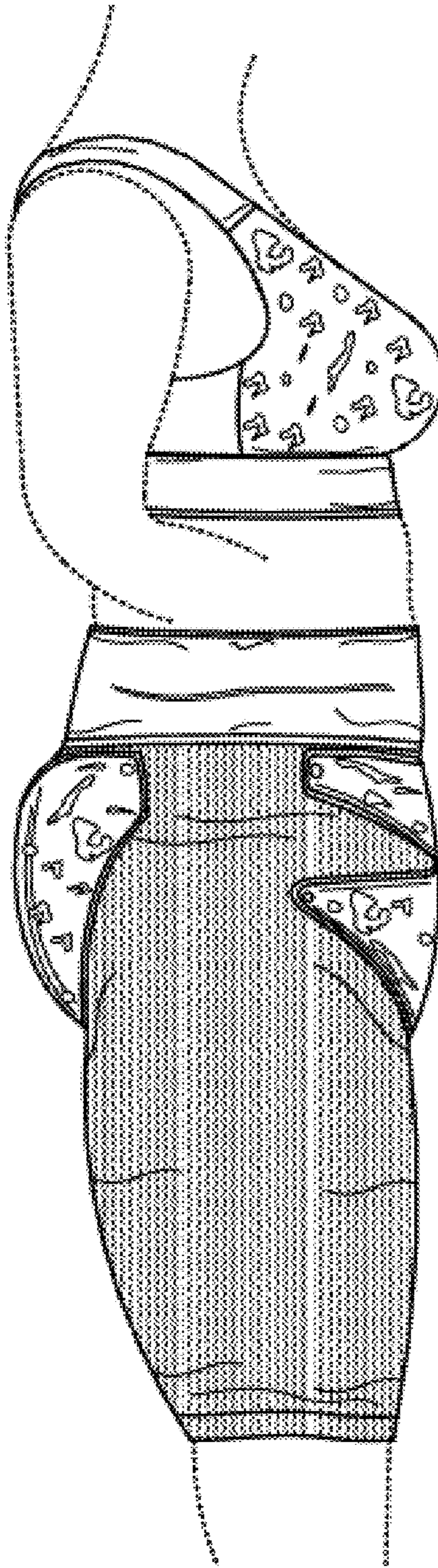


FIG. 3

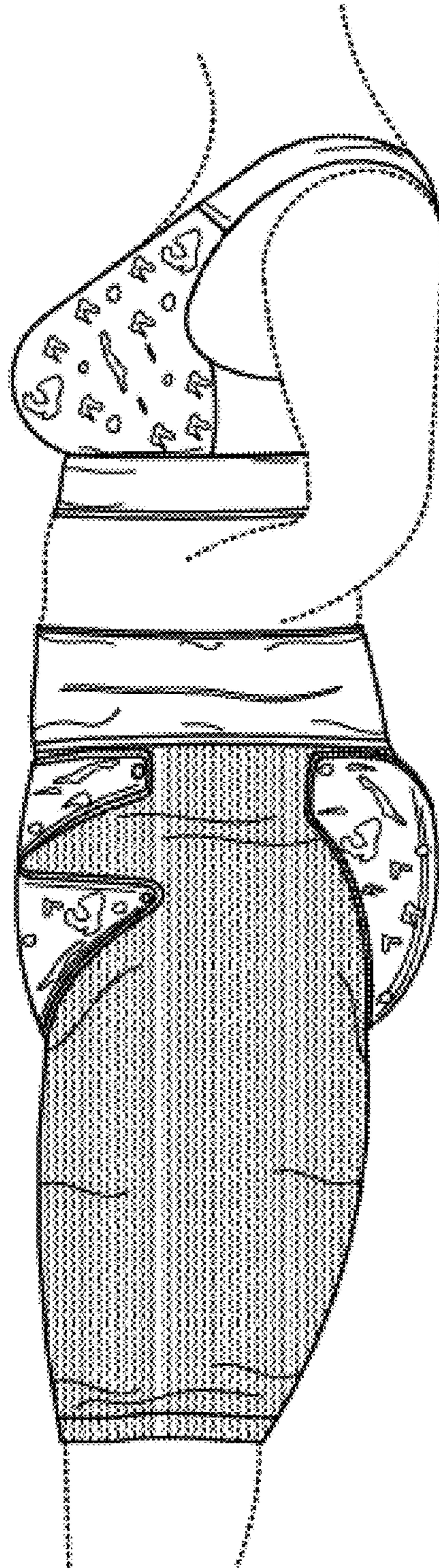


FIG. 4