



US00D815391S

(12) **United States Design Patent** (10) **Patent No.:** **US D815,391 S**  
**Zheng** (45) **Date of Patent:** **\*\* Apr. 17, 2018**

(54) **BRA BACK EXTENDER**

(71) Applicant: **Prym Intimates Group Ltd.**, Kowloon, Hong Kong (CN)

(72) Inventor: **Jun Min Zheng**, Guangdong (CN)

(73) Assignee: **Prym Intimates Group Ltd.**, Kowloon, Hong Kong (CN)

(\*\*) Term: **15 Years**

(21) Appl. No.: **29/572,603**

(22) Filed: **Jul. 28, 2016**

(30) **Foreign Application Priority Data**

Mar. 30, 2016 (EM) ..... 003 047 448

(51) **LOC (11) Cl.** ..... **02-01**

(52) **U.S. Cl.**  
USPC ..... **D2/706; D11/208**

(58) **Field of Classification Search**  
USPC ..... **D2/706; D8/349; D11/208; 2/321; 112/407**

(Continued)

(56) **References Cited**

**U.S. PATENT DOCUMENTS**

3,530,813 A \* 9/1970 Roseman ..... A44B 13/0011  
112/407

D465,637 S \* 11/2002 Marco ..... D2/706  
(Continued)

**FOREIGN PATENT DOCUMENTS**

CN 200956806 Y 10/2007  
JP 2002028009 A 1/2002

**OTHER PUBLICATIONS**

Prym Intimates Group Ltd. "Eye part for hook and eye fastener". design U.S. Appl. No. 29/561,624, filed Apr. 18, 2016; complete application's IFW are attached hereto.

*Primary Examiner* — Robin V Webster

*Assistant Examiner* — James C Thorn, Sr.

(74) *Attorney, Agent, or Firm* — Oppedahl Patent Law Firm LLC

(57) **CLAIM**

The ornamental design for a bra back extender, as shown and described.

**DESCRIPTION**

FIG. 1 is a perspective view of a bra back extender, showing the first embodiment of my new design;

FIG. 2 is a front view thereof;

FIG. 3 is a rear view thereof;

FIG. 4 is a top view thereof;

FIG. 5 is a bottom view thereof;

FIG. 6 is a right side view thereof;

FIG. 7 is a left side view thereof;

FIG. 8 is a perspective view of the bra back extender, shown in a second embodiment;

FIG. 9 is a front view thereof;

FIG. 10 is a rear view thereof;

FIG. 11 is a top view thereof;

FIG. 12 is a bottom view thereof;

FIG. 13 is a right side view thereof;

FIG. 14 is a left side view thereof;

FIG. 15 is a perspective view of the bra back extender, shown in a third embodiment;

FIG. 16 is a front view thereof;

FIG. 17 is a rear view thereof;

FIG. 18 is a top view thereof;

FIG. 19 is a bottom view thereof;

FIG. 20 is a right side view thereof;

FIG. 21 is a left side view thereof;

FIG. 22 is a perspective view of the bra back extender, shown in a fourth embodiment;

FIG. 23 is a front view thereof;

FIG. 24 is a rear view thereof;


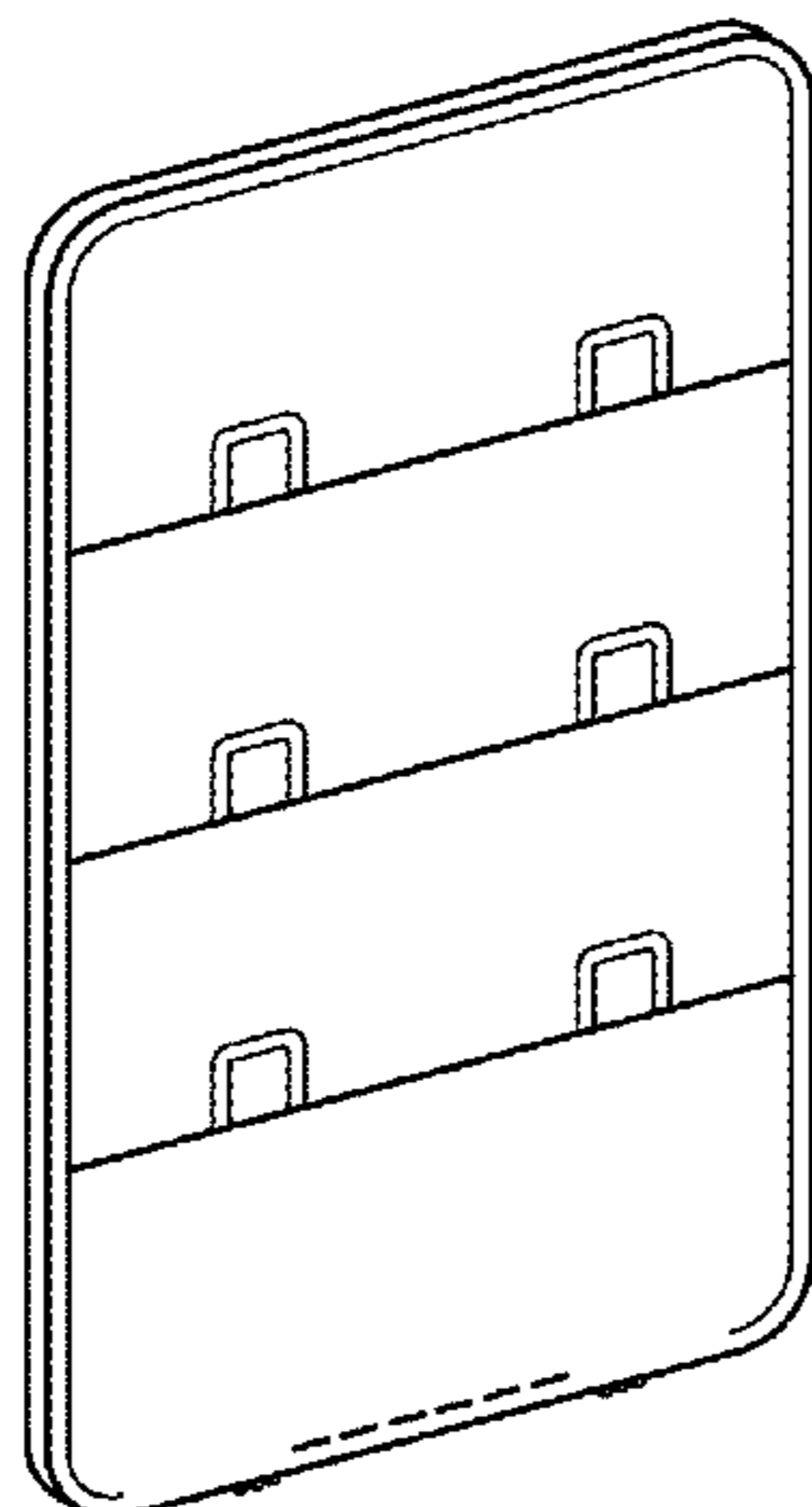
FIG. 25 is a top view thereof;

FIG. 26 is a bottom view thereof;

FIG. 27 is a right side view thereof; and,

FIG. 28 is a left side view thereof.

(Continued)



The broken lines shown in the drawings represent stitching.

**1 Claim, 9 Drawing Sheets**

(58) **Field of Classification Search**

CPC ..... A41B 37/02; A44B 13/00; A41F 1/00;  
D05B 3/18

See application file for complete search history.

(56)

**References Cited**

U.S. PATENT DOCUMENTS

6,520,832 B2 \* 2/2003 Devita ..... A41F 1/006  
2/251  
6,820,312 B1 \* 11/2004 Senn ..... A41F 1/006  
2/321

D530,648 S \* 10/2006 Utaka ..... D11/208  
D567,142 S \* 4/2008 Gut ..... D11/208  
D632,609 S \* 2/2011 Corrado ..... D11/208  
D632,610 S \* 2/2011 Corrado ..... D11/208  
7,882,605 B2 \* 2/2011 Senn ..... A44B 13/0076  
2/321  
7,918,711 B2 \* 4/2011 Yeung ..... A41F 1/006  
24/592.1  
D717,691 S \* 11/2014 Pirker ..... D11/209  
D733,612 S \* 7/2015 Mayer ..... D11/200  
D763,132 S \* 8/2016 Karunaratne ..... D11/208  
D784,653 S \* 4/2017 Yamamoto ..... D2/706  
D803,518 S \* 11/2017 Hill ..... D2/706  
2009/0223029 A1 \* 9/2009 Leung ..... A41F 1/006  
24/698.1  
2013/0068147 A1 \* 3/2013 Cheung ..... A41F 1/006  
112/406

\* cited by examiner

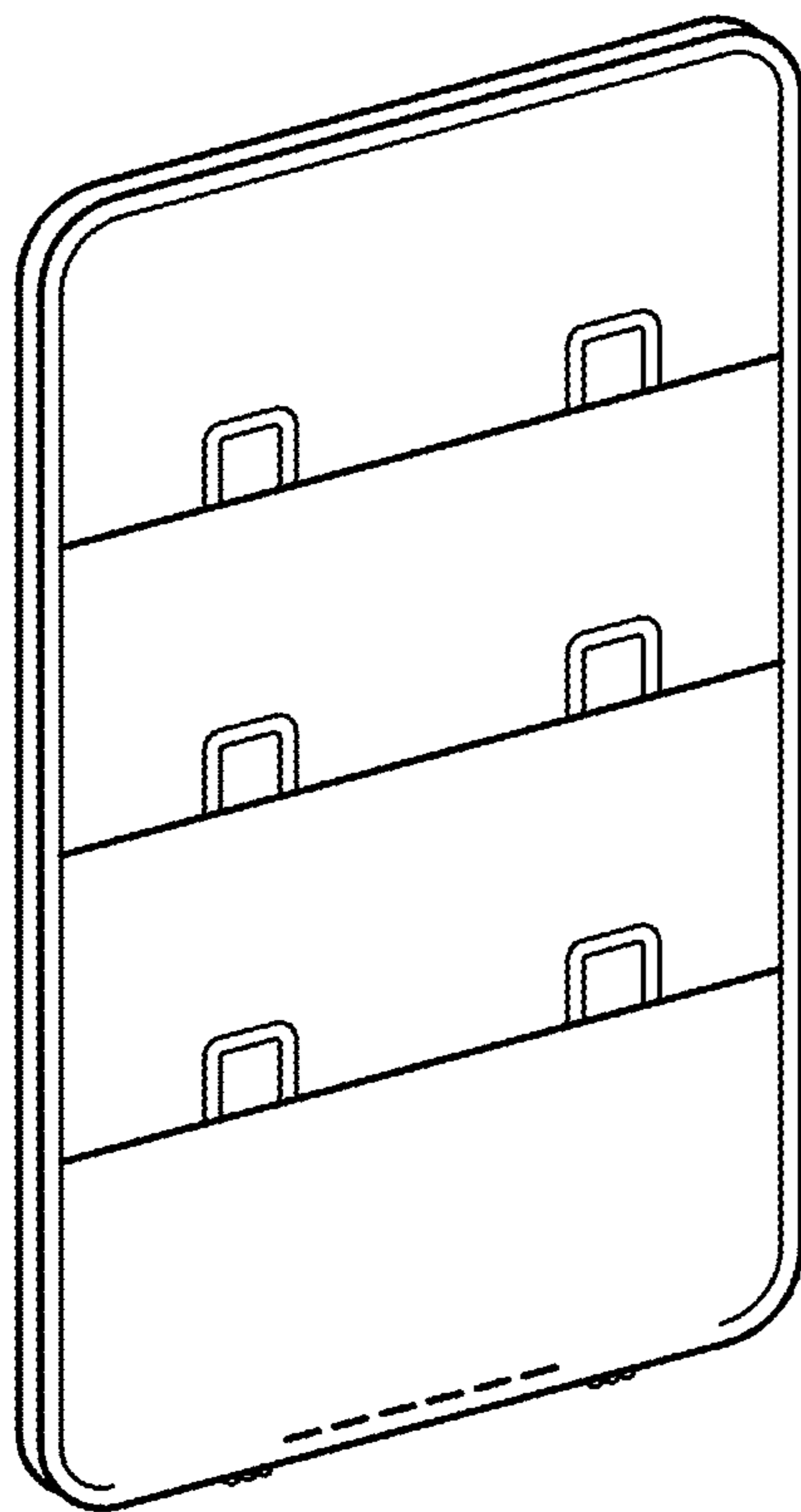


FIG.1

FIG.5




FIG.6



FIG.2

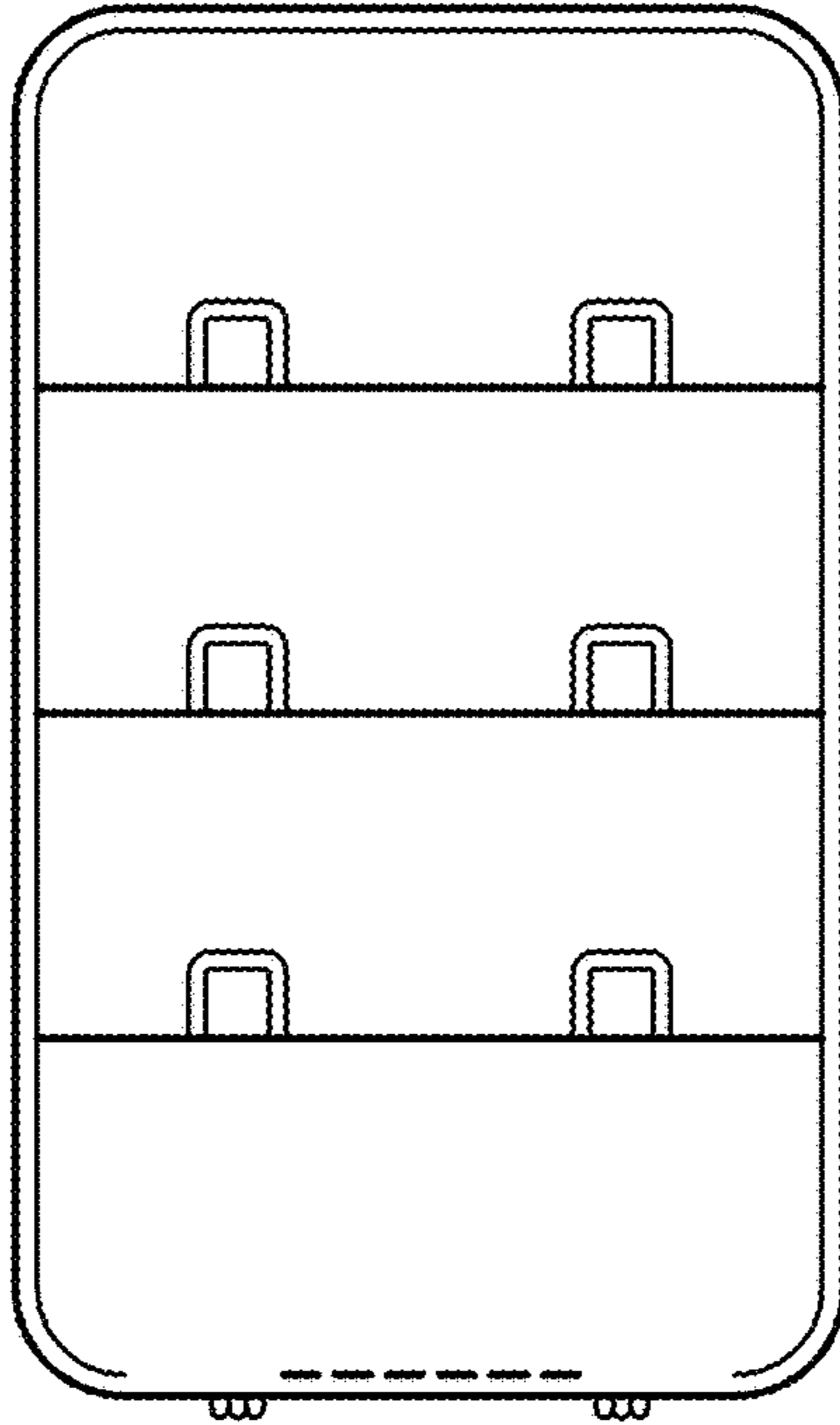


FIG.7



FIG.4





FIG.3



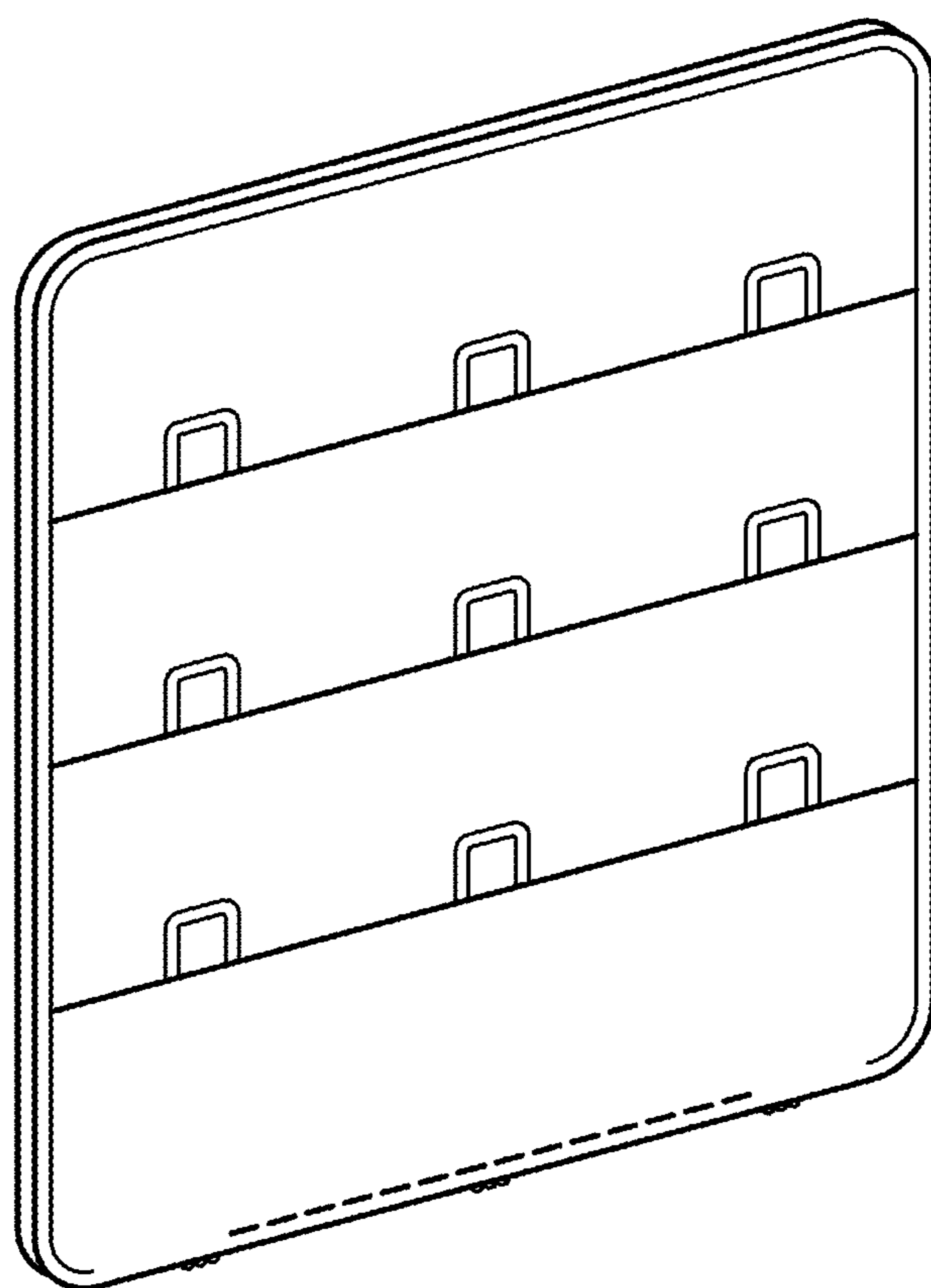
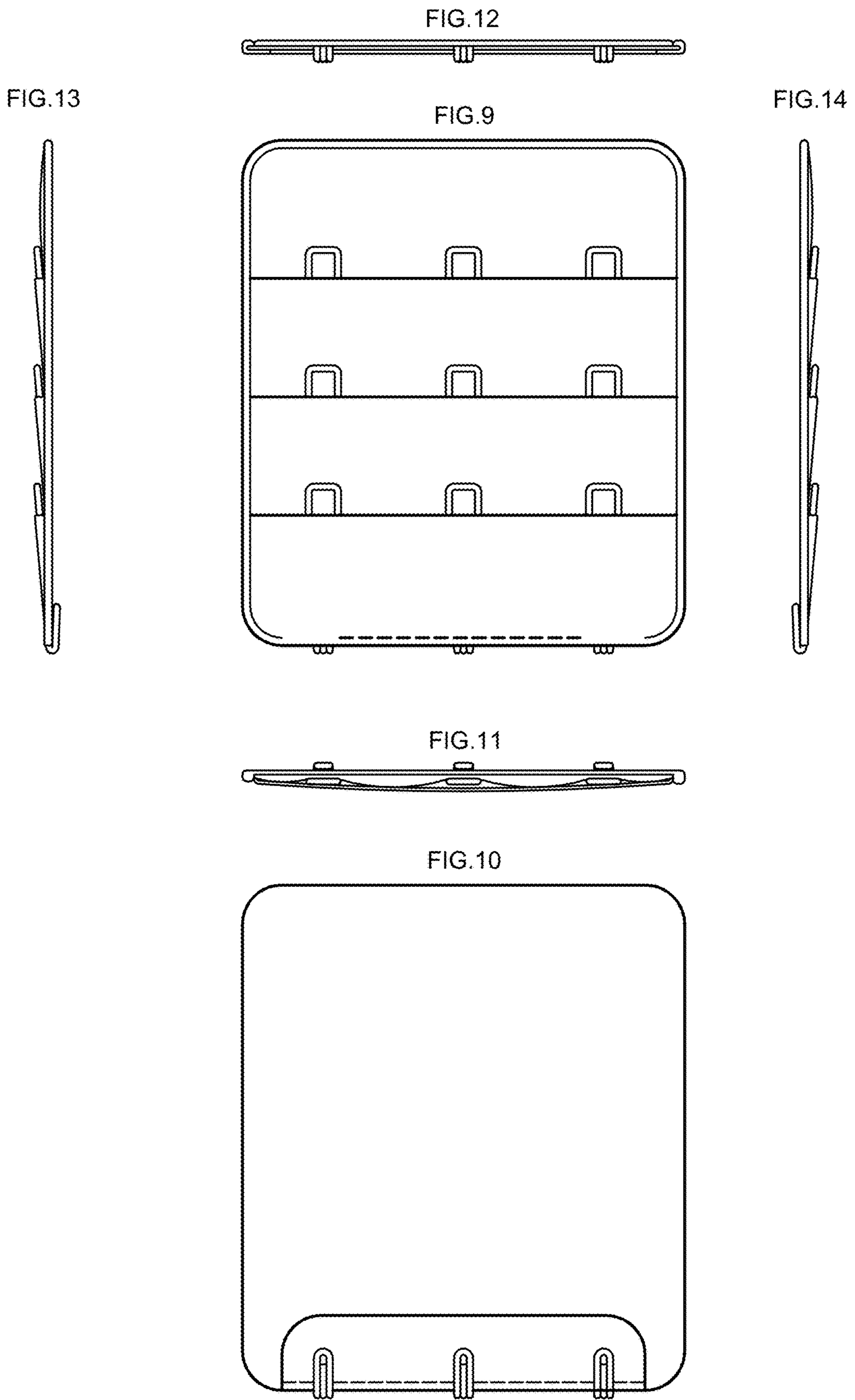


FIG.8



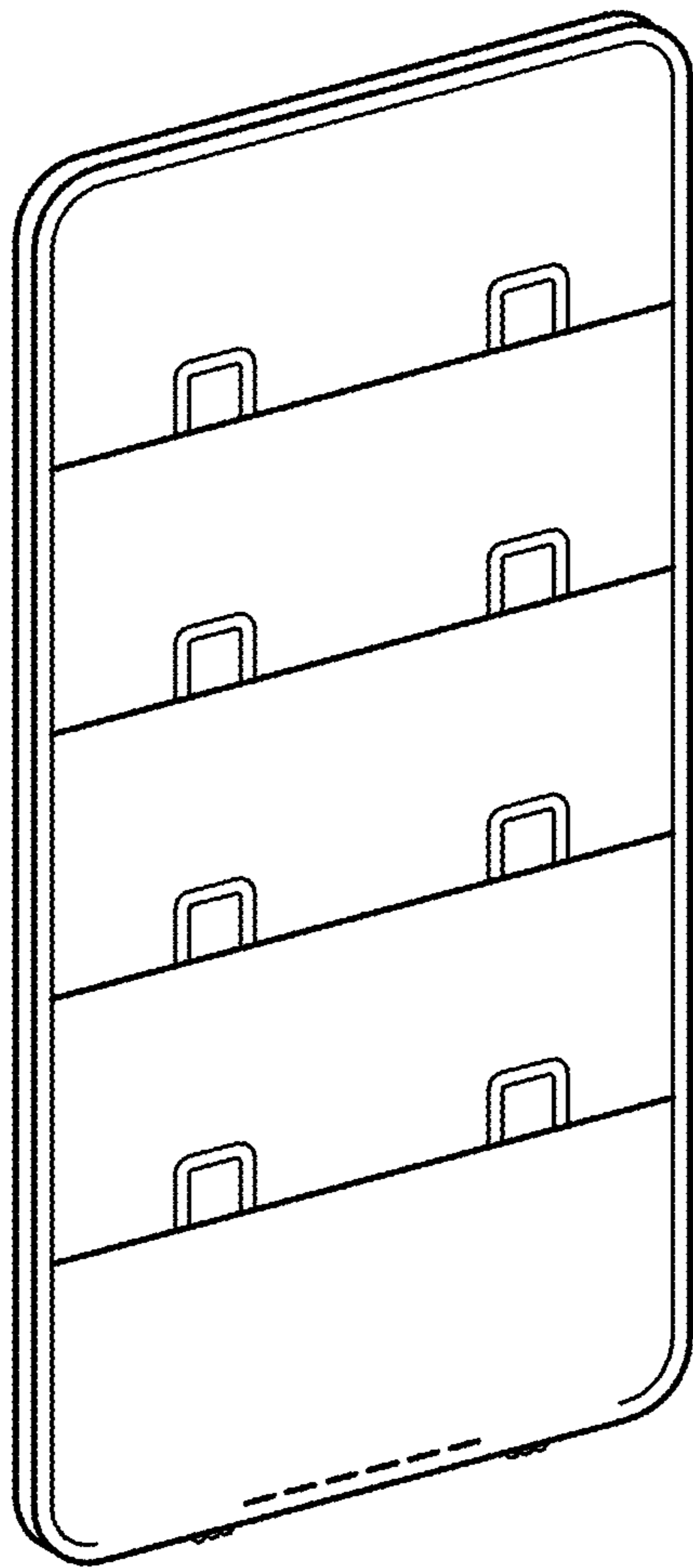


FIG.15

FIG.19




FIG.20

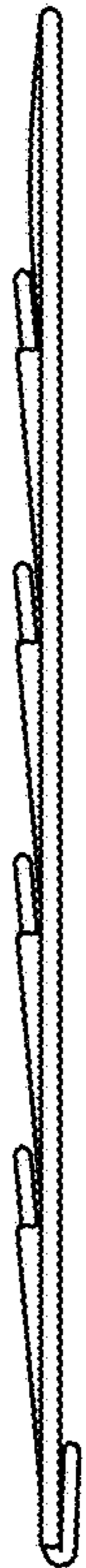


FIG.16

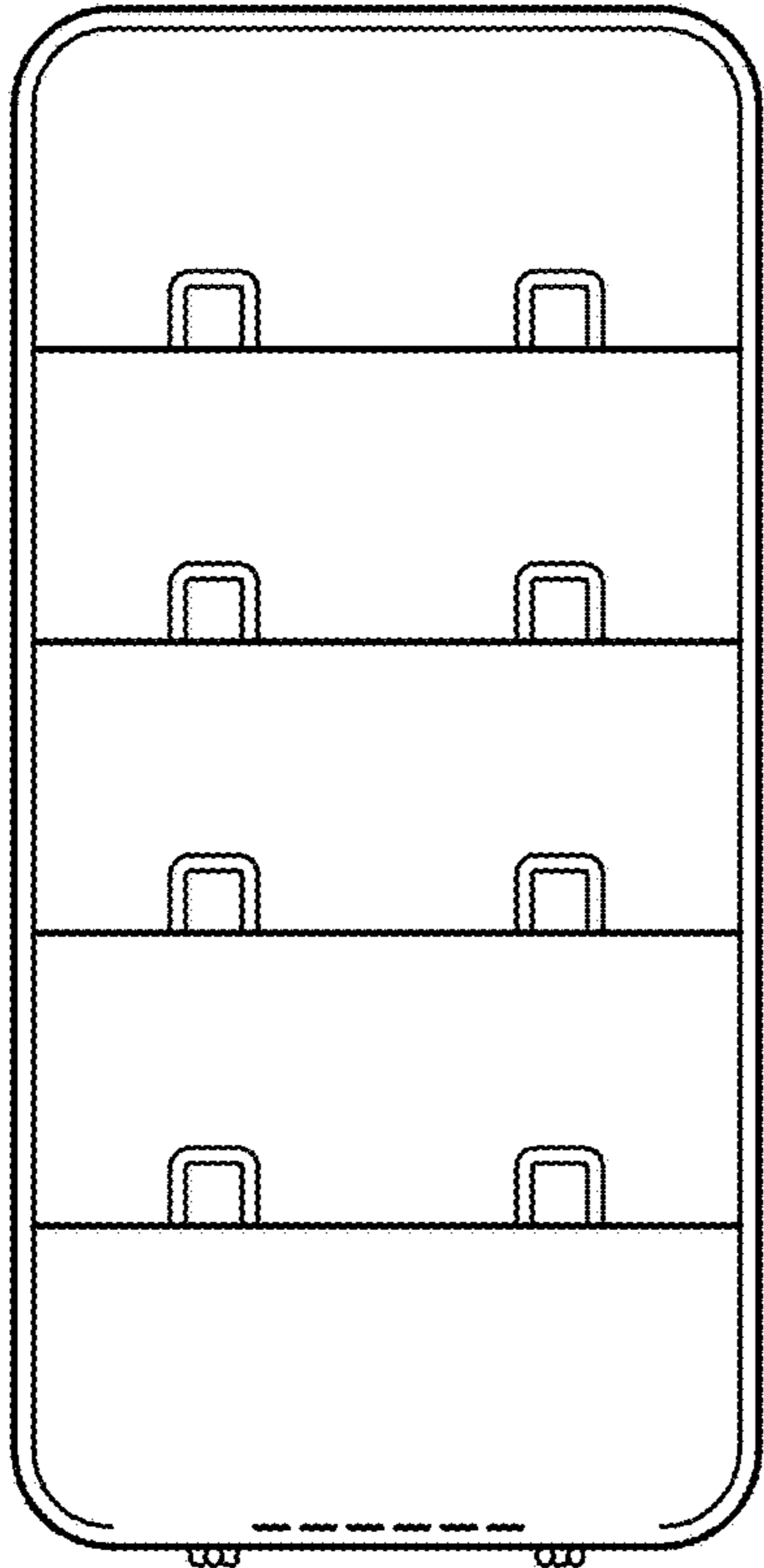


FIG.21

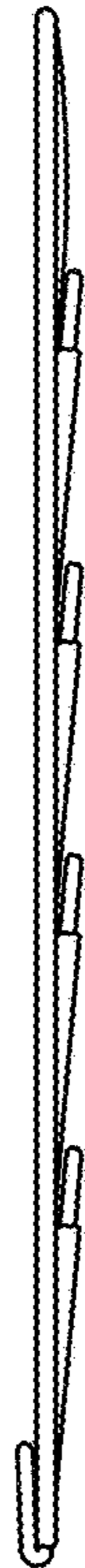


FIG.17




FIG.18





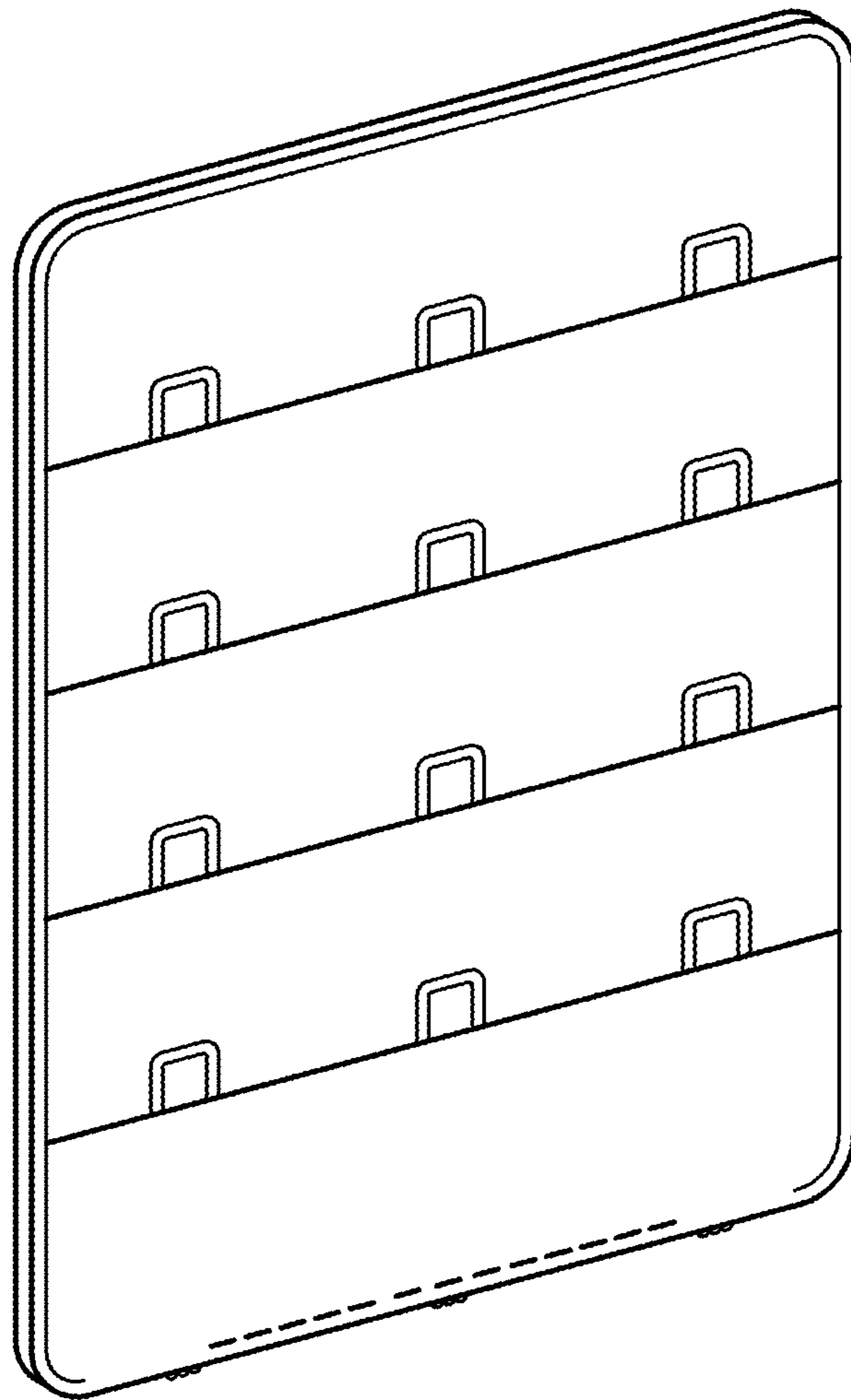


FIG.22

FIG.27

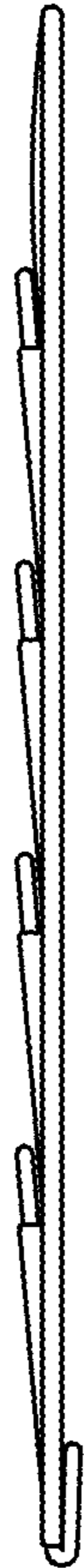


FIG.23

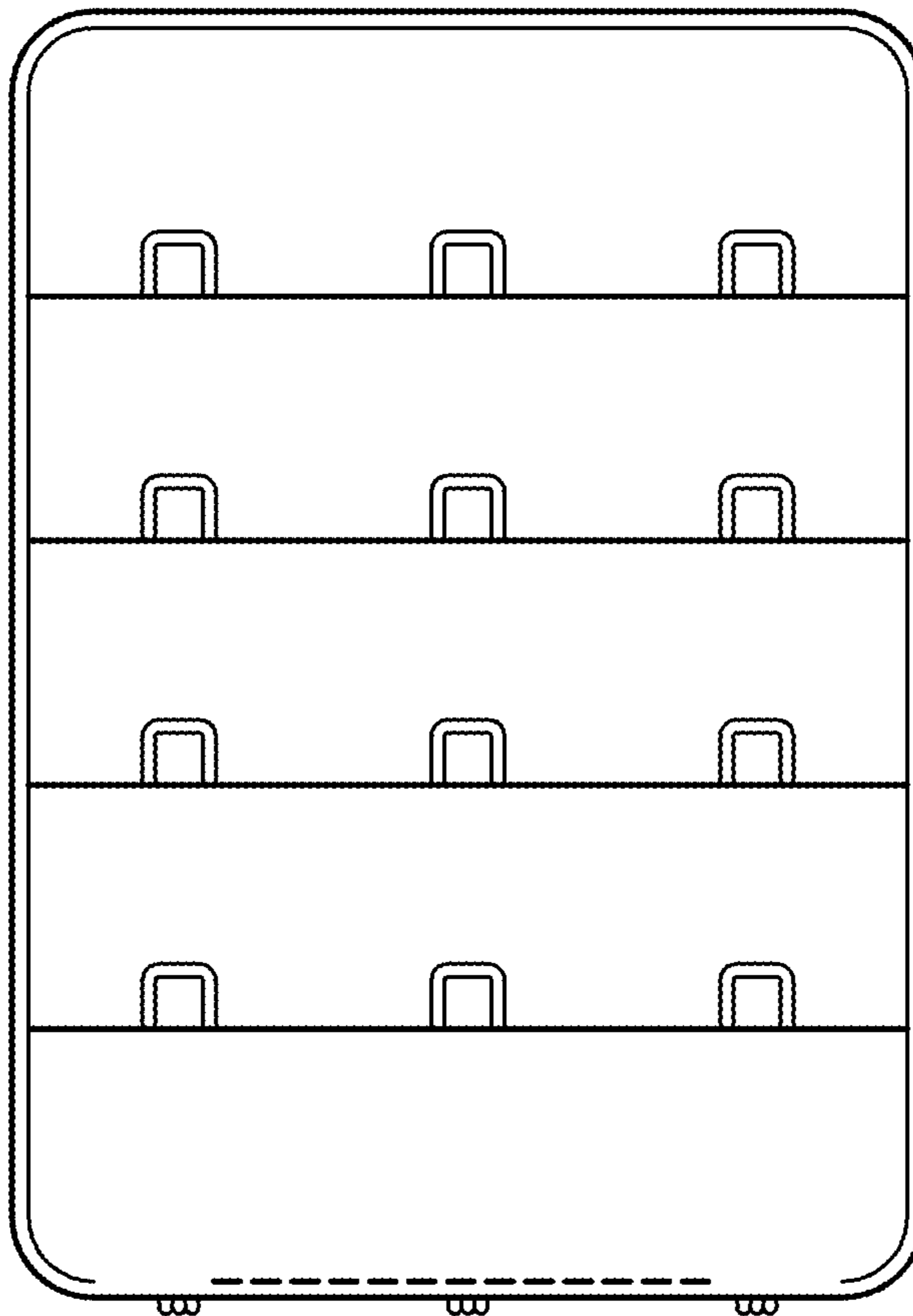


FIG.25



FIG.26



FIG.28

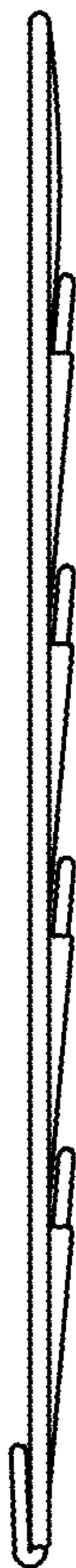


FIG.24

