



US00D815386S

(12) **United States Design Patent** (10) **Patent No.:** **US D815,386 S**
August et al. (45) **Date of Patent:** **** Apr. 10, 2018**

(54) **WINCH**
(71) Applicant: **Superwinch, LLC**, Dayville, CT (US)
(72) Inventors: **Jacob August**, Sherwood, OR (US);
Ron Dennis, Woodburn, OR (US);
Timothy Frazier, Beaverton, OR (US);
Jon Mason, Old Saybrook, CT (US);
Scott Salmon, Dayville, CT (US);
David Burns, Wilsonville, OR (US);
Brent Nasset, Salem, OR (US)
(73) Assignee: **Superwinch, LLC**, Dayville, CT (US)

7,511,443 B2 3/2009 Townsend et al.
7,891,641 B1 2/2011 Miller
8,055,403 B2 11/2011 Lowrey et al.
8,076,885 B2 12/2011 Heravi et al.
D670,660 S 11/2012 Cook
D685,750 S 7/2013 Nakagawa
D703,414 S * 4/2014 Fretz D34/33
9,014,913 B2 4/2015 Heravi et al.
D741,038 S * 10/2015 Huang D34/33
9,315,364 B2 * 4/2016 Averill B66D 1/12
D766,843 S 9/2016 Fretz et al.
D784,934 S 4/2017 Fretz et al.
D799,144 S * 10/2017 Cui D34/33
2002/0156574 A1 10/2002 Fortin
(Continued)

(**) Term: **15 Years**

OTHER PUBLICATIONS

(21) Appl. No.: **29/579,766**
(22) Filed: **Oct. 3, 2016**
(51) **LOC (11) Cl.** **12-05**
(52) **U.S. Cl.**
USPC **D34/33**
(58) **Field of Classification Search**
USPC D34/33
See application file for complete search history.

U.S. Appl. No. 14/735,674, filed Jun. 10, 2015, Mason.
(Continued)

Primary Examiner — Cynthia Ramirez
(74) *Attorney, Agent, or Firm* — Perkins Coie LLP

(57) **CLAIM**
The ornamental design for a winch, as shown.

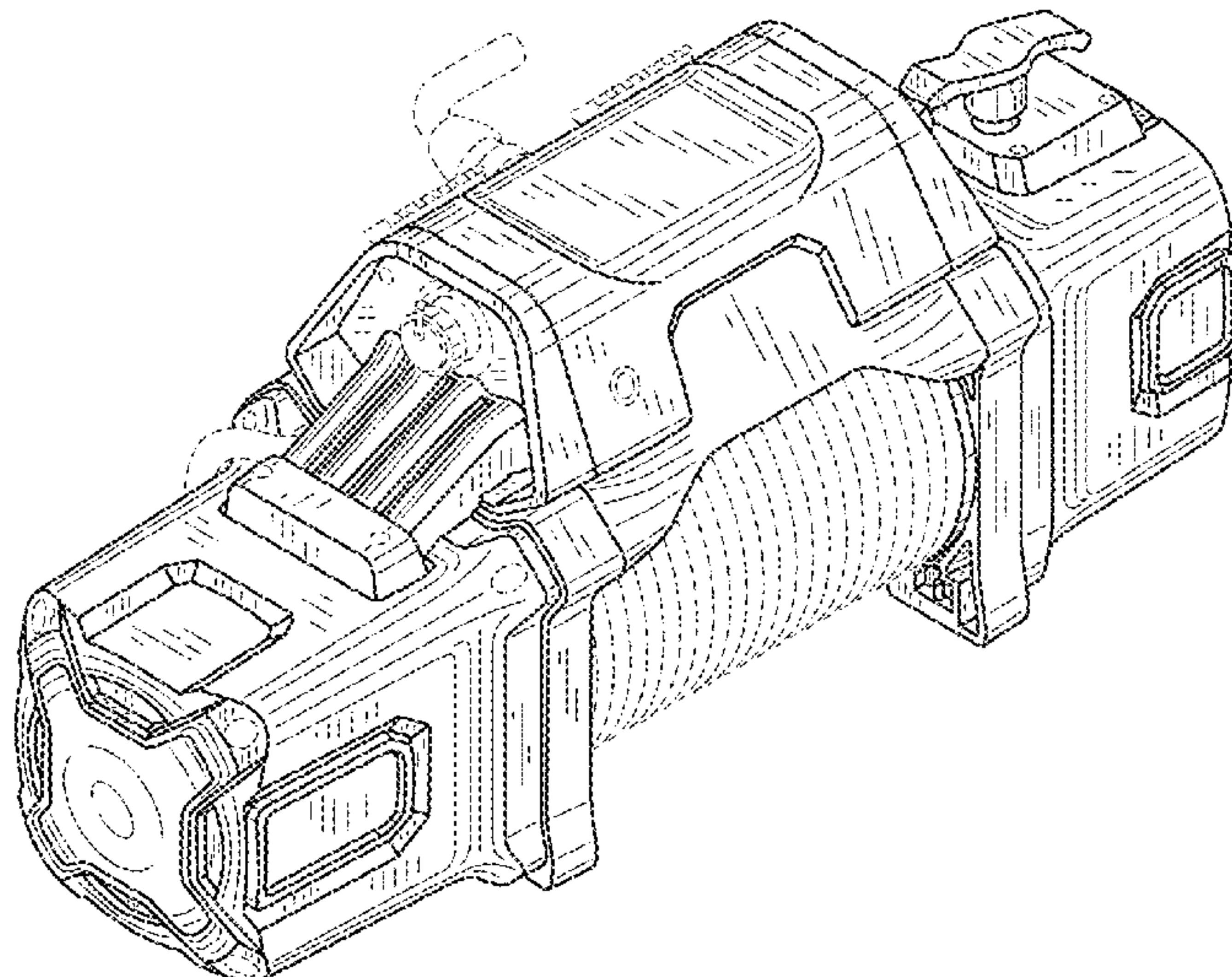
(56) **References Cited**
U.S. PATENT DOCUMENTS

DESCRIPTION

4,004,780 A 1/1977 Kuzarov
4,475,163 A 10/1984 Chandler et al.
5,995,347 A 11/1999 Rudd et al.
D471,338 S * 3/2003 Hodge D34/33
D489,157 S 4/2004 Lawson
6,864,650 B2 3/2005 Heravi et al.
D513,650 S 1/2006 Elliott
7,063,306 B2 6/2006 Sanders et al.
D532,577 S 11/2006 Elliott et al.
7,201,366 B2 4/2007 Sanders et al.
D550,923 S 9/2007 Huang
D555,874 S 11/2007 Elliott et al.

FIG. 1 is a perspective view of a winch showing our new design.
FIG. 2 is a front plan view thereof.
FIG. 3 is a back plan view thereof.
FIG. 4 is a right view thereof.
FIG. 5 is a left view thereof.
FIG. 6 is a top view thereof; and,
FIG. 7 is a bottom view thereof.
The broken lines shown in the figures are for the purpose of illustrating portions of the winch and form no part of the claimed design.

1 Claim, 7 Drawing Sheets



(56)

References Cited

U.S. PATENT DOCUMENTS

2008/0166430	A1	7/2008	Doyle et al.	
2009/0284877	A1	11/2009	Heravi et al.	
2010/0319910	A1	12/2010	Ives et al.	
2011/0065546	A1	3/2011	Xie et al.	
2013/0154821	A1	6/2013	Miller et al.	
2013/0304278	A1	11/2013	Chen	
2014/0001427	A1*	1/2014	Fretz	B66D 1/02 254/342
2014/0257631	A1*	9/2014	Heravi	B66D 1/42 701/36
2015/0191334	A1	7/2015	Heravi et al.	
2016/0046468	A1*	2/2016	Heravi	B66D 1/40 715/835
2016/0311667	A1*	10/2016	Huang	B66D 1/12
2016/0311668	A1*	10/2016	Huang	B66D 1/12
2017/0062148	A1	3/2017	Legel	
2017/0320709	A1	11/2017	Frazier	

OTHER PUBLICATIONS

U.S. Appl. No. 15/640,091, filed Jun. 30, 2017, Dennis.
 U.S. Appl. No. 29/563,917, filed May 9, 2016, Frazier.
 U.S. Appl. No. 29/563,921, filed May 9, 2016, Frazier.
 "Automotive Winch Intruction Manual," Comeup Industries Inc.,
http://www.comeup.com/Archive/_eng/all_pdf_eng/Comeup_Automotive_Winch_Instruction_Manual-eng.pdf, Aug. 1, 2013, 22 pages.
 Superwinch, "Superwinch SI Industrial Winches," YouTube, <https://www.youtube.com/watch?v=bMiDddvCZgs>, accessed Nov. 21, 2016, 1 page.
 "The Comeup Cone Brake Structure," COMEUP USA, <http://comeupusa.com/2017/04/the-comeup-cone-brake-structure/>, Apr. 28, 2017, 2 pages.

* cited by examiner

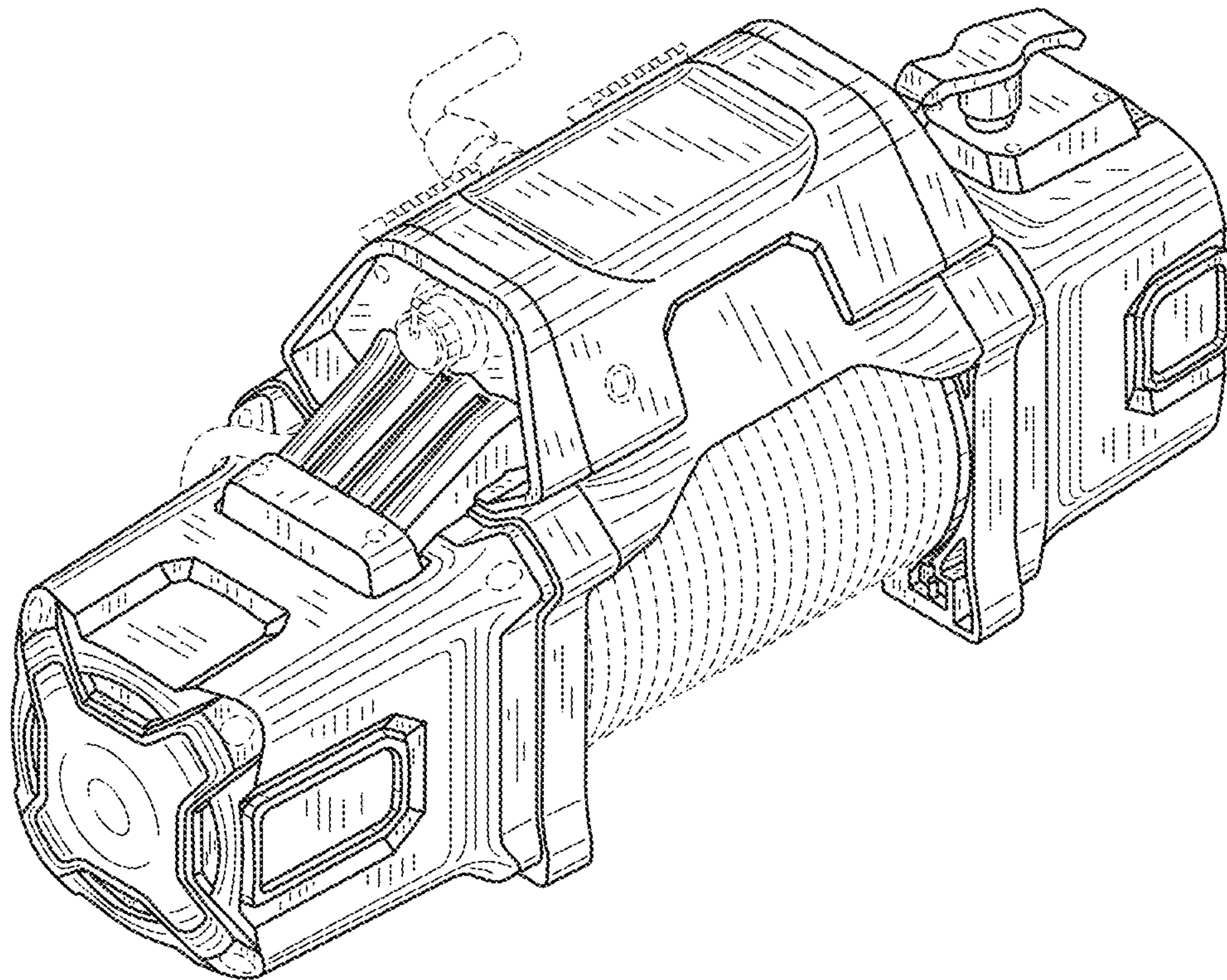


FIG.1

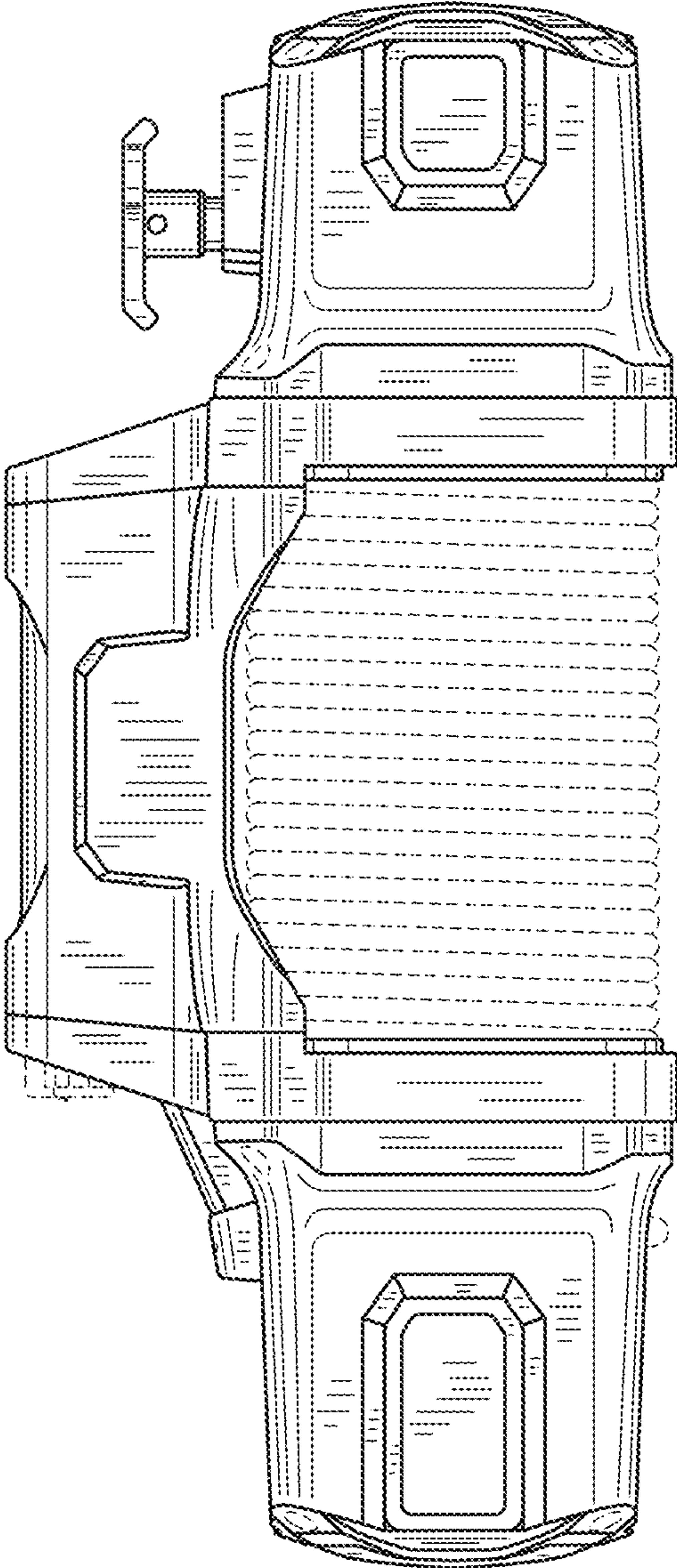


FIG.2

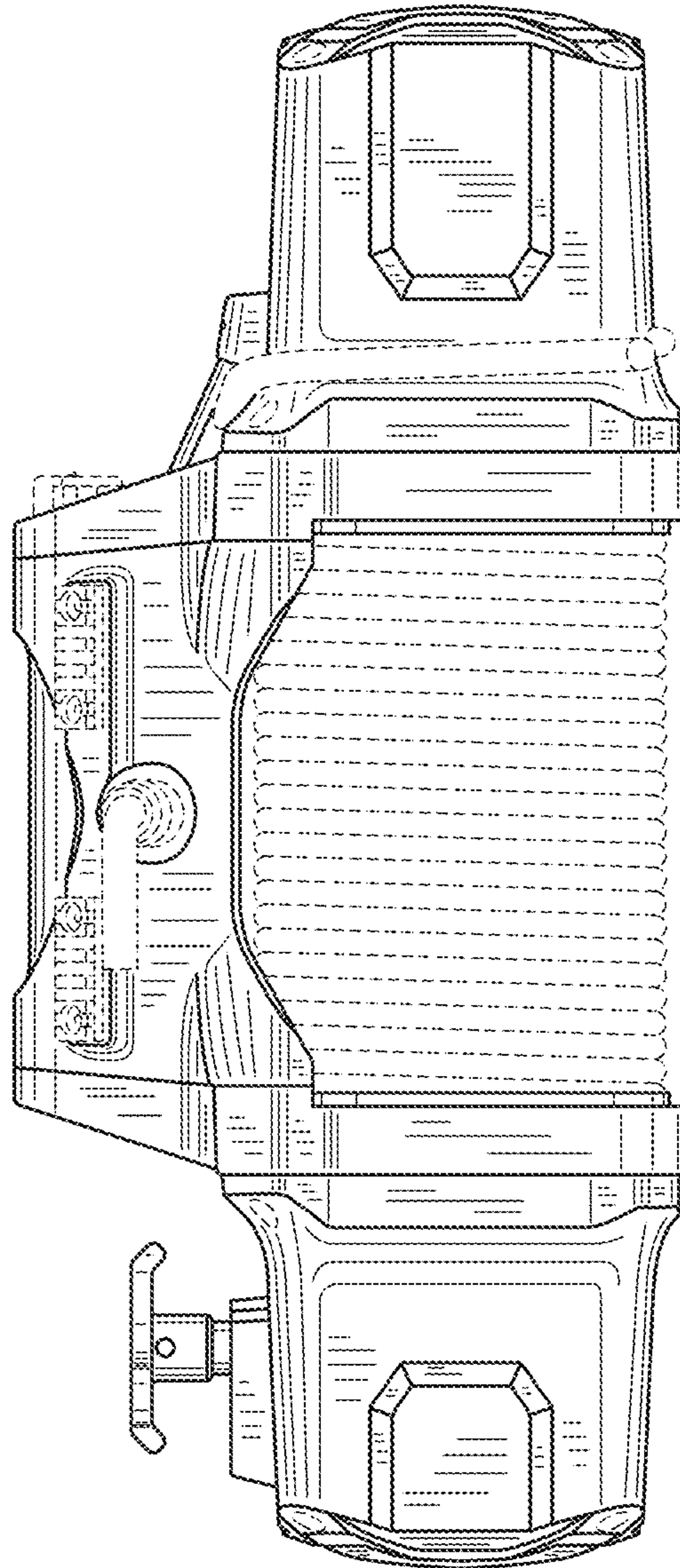


FIG.3

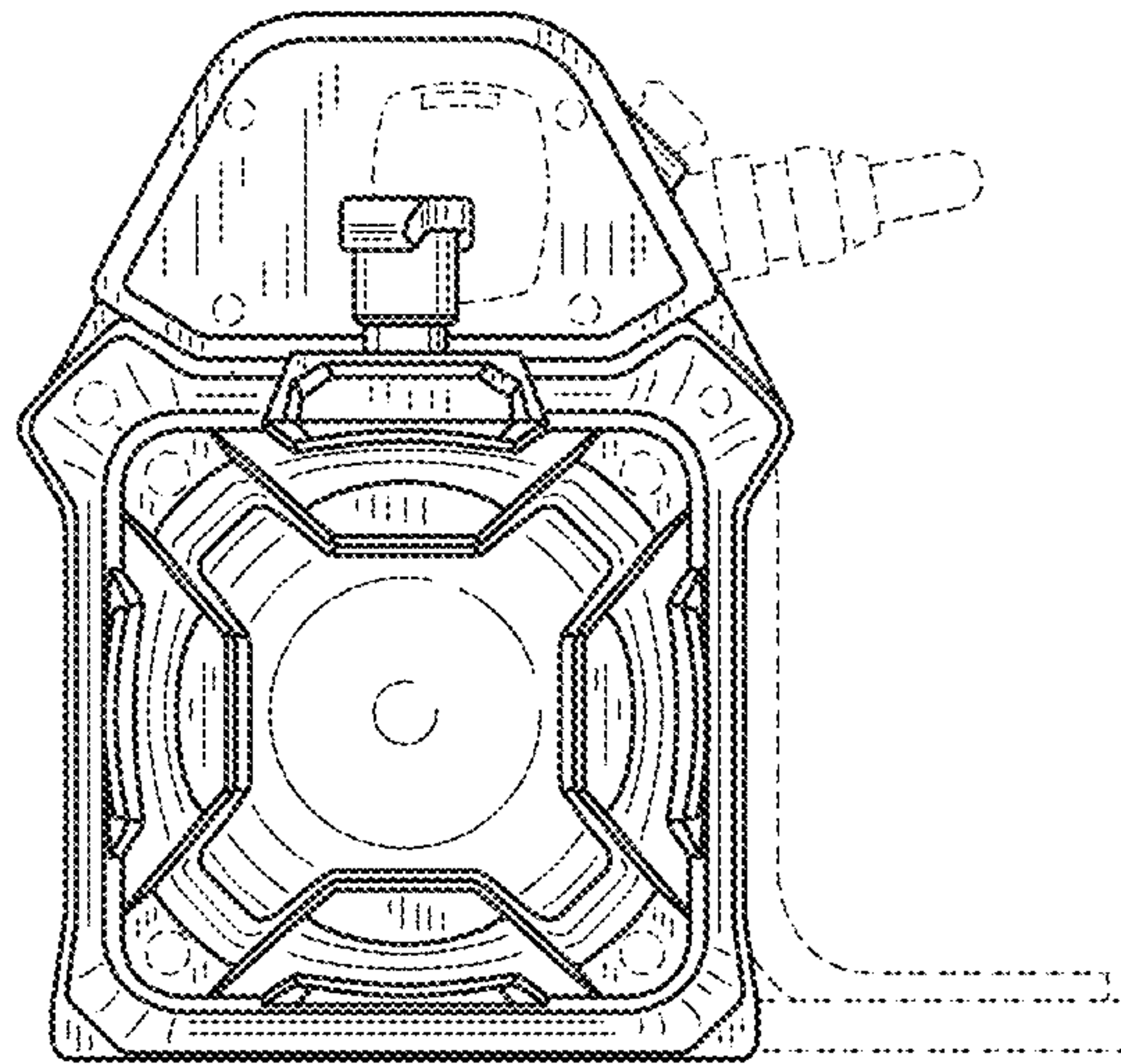


FIG.4

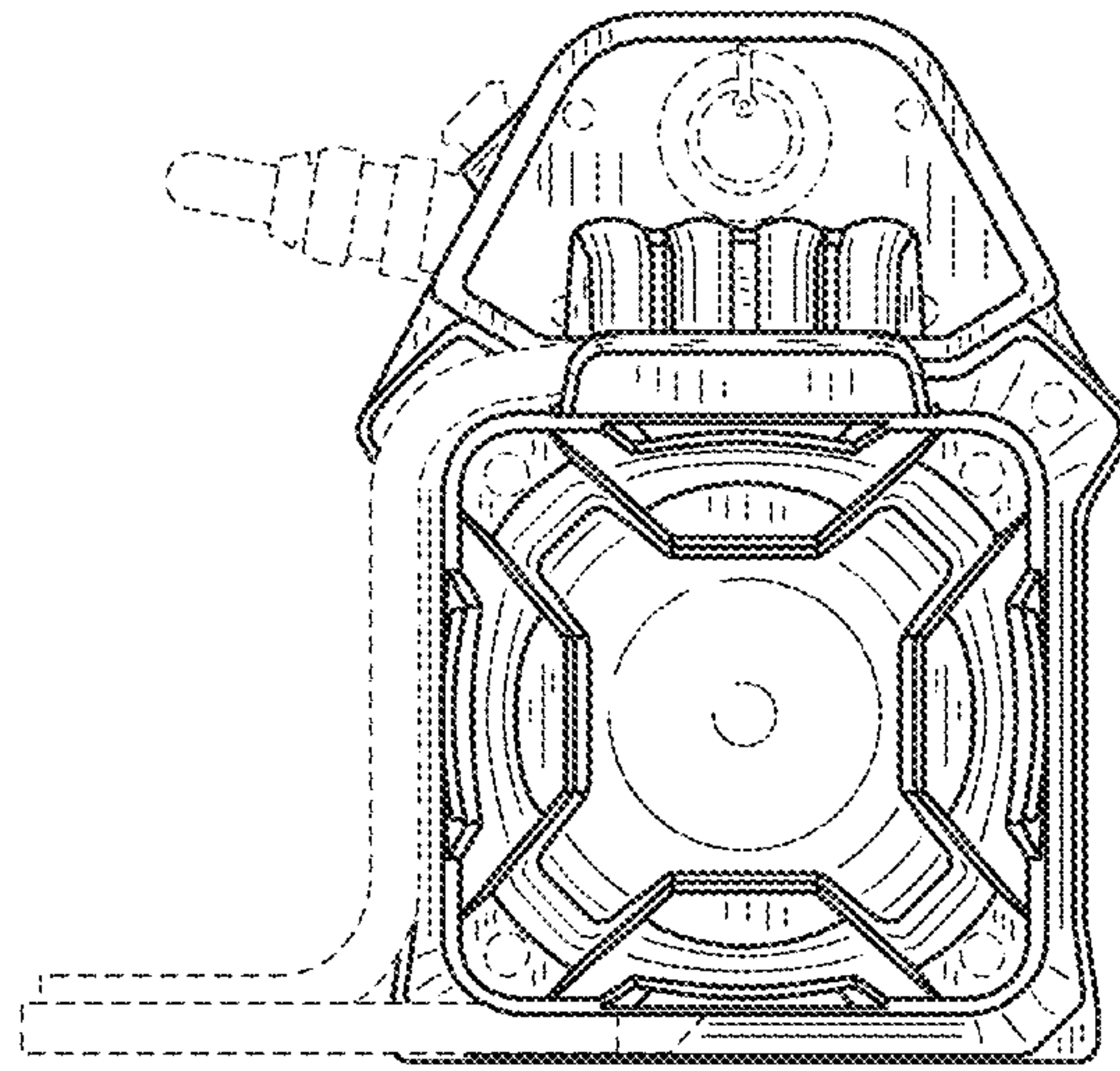


FIG.5

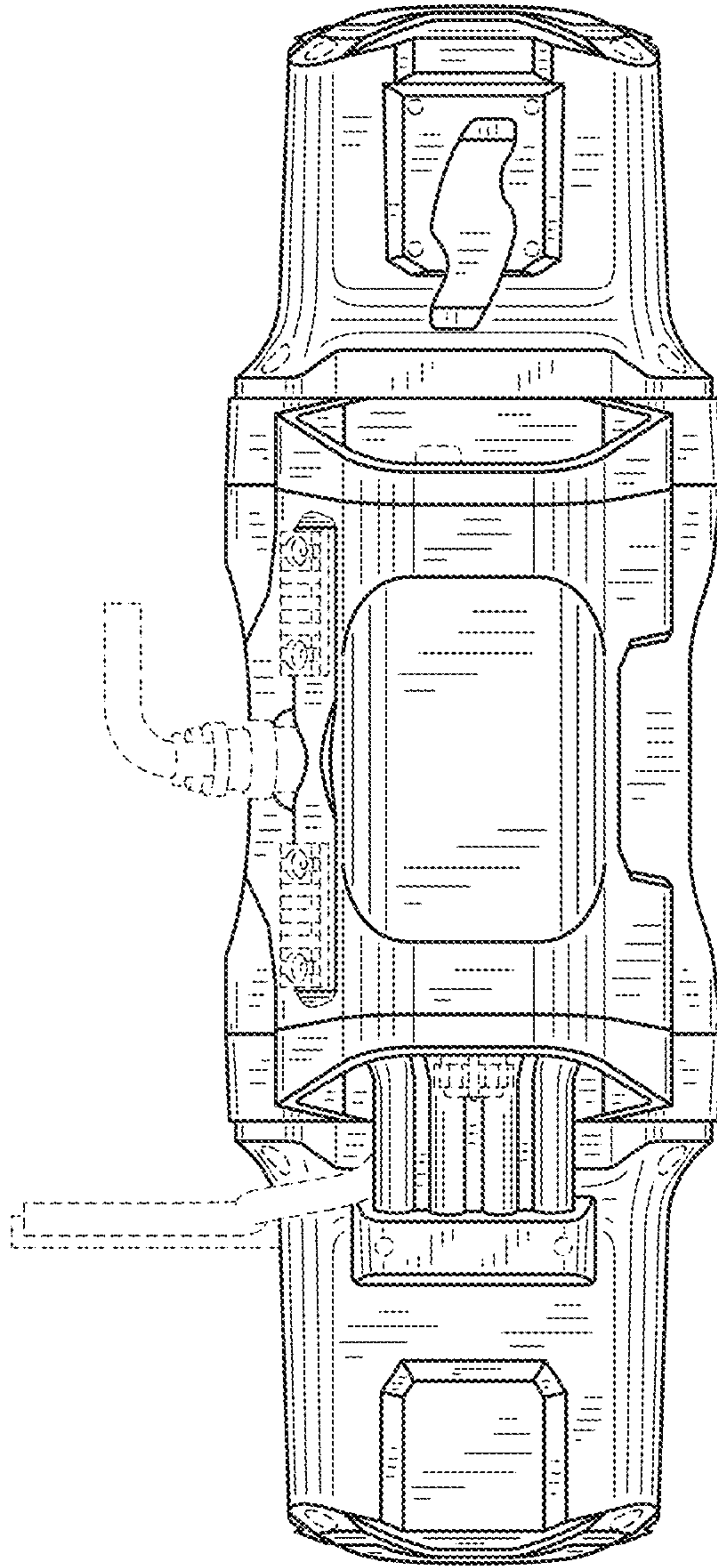


FIG.6

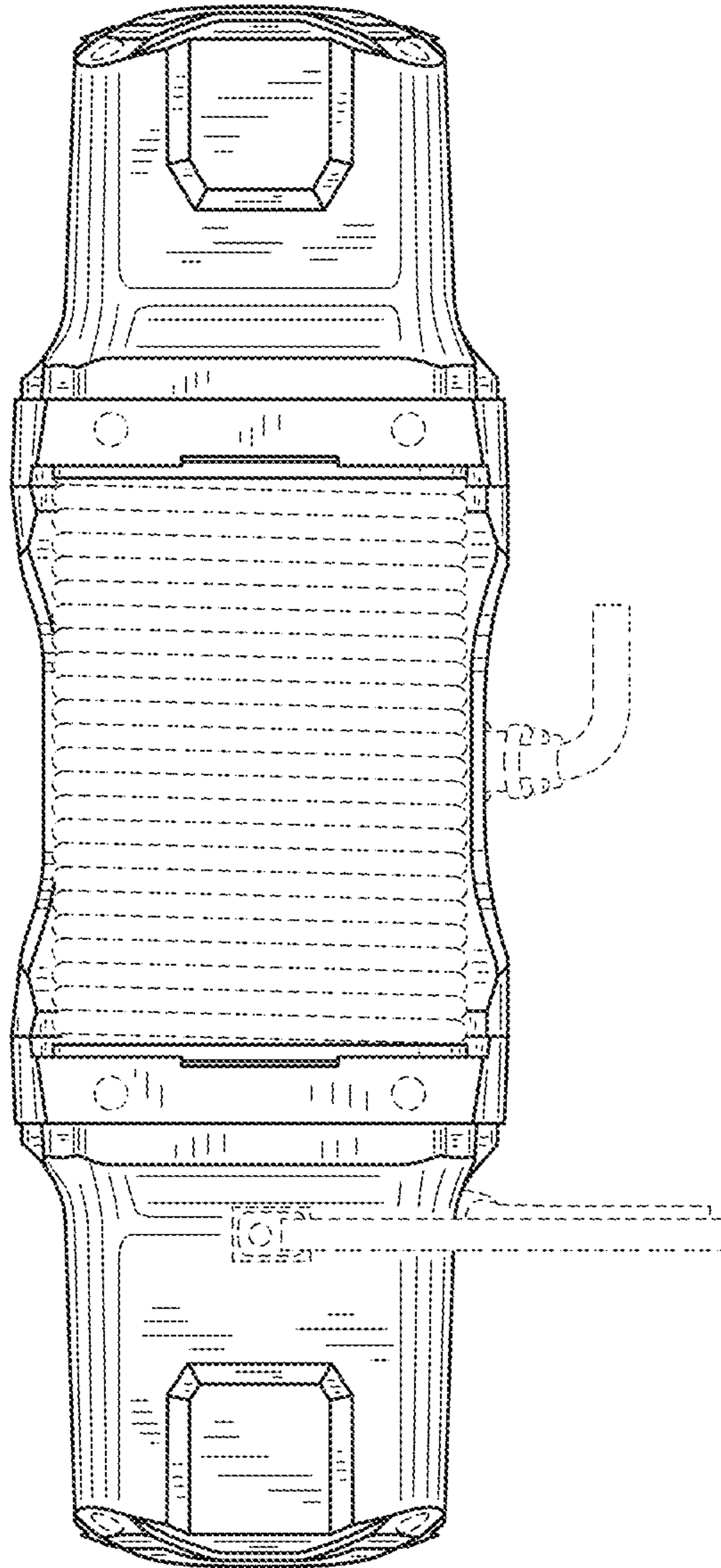


FIG.7