



US00D815351S

(12) **United States Design Patent**
Zhang et al.

(10) **Patent No.:** **US D815,351 S**
(45) **Date of Patent:** **** Apr. 10, 2018**

- (54) **COSMETIC APPLICATOR**
- (71) Applicant: **Revlon Consumer Products Corporation**, New York, NY (US)
- (72) Inventors: **Yuhan Zhang**, Sichuan (CN); **Martti Johannes Lampela**, Woodland Hills, CA (US); **Carlos Barreto**, New York, NY (US)
- (73) Assignee: **Revlon Consumer Products Corporation**, New York, NY (US)
- (**) Term: **15 Years**
- (21) Appl. No.: **29/591,217**
- (22) Filed: **Jan. 18, 2017**

Related U.S. Application Data

- (62) Division of application No. 29/537,925, filed on Aug. 31, 2015, now Pat. No. Des. 782,730.
- (51) **LOC (11) Cl.** **28-02**
- (52) **U.S. Cl.**
USPC **D28/7**
- (58) **Field of Classification Search**
USPC D32/40, 52; D28/7, 8, 20, 21, 22, 30, D28/31, 76, 99; D4/114, 116, 127, 129, D4/132-138, 199; 15/209.1, 210.1, 15/244.1; D19/109
CPC A61H 7/002; A61H 7/003; A46B 2200/1046; A45D 33/34; A45D 33/36; A47L 23/05; A47K 7/02; A47K 7/03; A47K 7/028; A61M 35/003
See application file for complete search history.

(56) **References Cited**
U.S. PATENT DOCUMENTS

- D53,980 S * 11/1919 Behrman D4/127
- D151,483 S * 10/1948 Alderson D4/104

- D179,543 S * 1/1957 Mayer D4/134
- D179,651 S * 2/1957 Alderson D4/133
- 3,103,032 A * 9/1963 Brenne A45D 40/265
132/317
- D258,241 S * 2/1981 Takada D4/135
- D283,852 S * 5/1986 Hsu D4/136
- D308,735 S * 6/1990 Cane D28/57
- D320,698 S * 10/1991 Reich D4/135
- D378,026 S * 2/1997 Balazs D28/7
- 6,601,257 B1 * 8/2003 Felix-Flender A46B 9/02
15/160
- D483,572 S * 12/2003 Fong D4/128
- D484,704 S * 1/2004 Fong D4/133
- D573,309 S * 7/2008 Wittke-Kothe D24/149
- D612,993 S * 3/2010 Schaeffer D24/149
- D677,060 S * 3/2013 Floyd D4/127
- D756,127 S * 5/2016 Nicoline D28/7
- D787,835 S * 5/2017 Lim D4/135

* cited by examiner

Primary Examiner — Sheryl Lane
Assistant Examiner — Calvin E Vansant

(57) **CLAIM**

We claim the ornamental design for a cosmetic applicator, substantially as shown and described.

DESCRIPTION

FIG. 1 is a perspective view of cosmetic applicator showing the new design;
FIG. 2 is a front elevational view thereof;
FIG. 3 is a back elevational view thereof;
FIG. 4 is a right side elevational view thereof;
FIG. 5 is a left side elevational view thereof;
FIG. 6 is a bottom view thereof; and,
FIG. 7 is a top view thereof.
The broken lines depict portions of the cosmetic applicator that form no part of the claim.

1 Claim, 3 Drawing Sheets

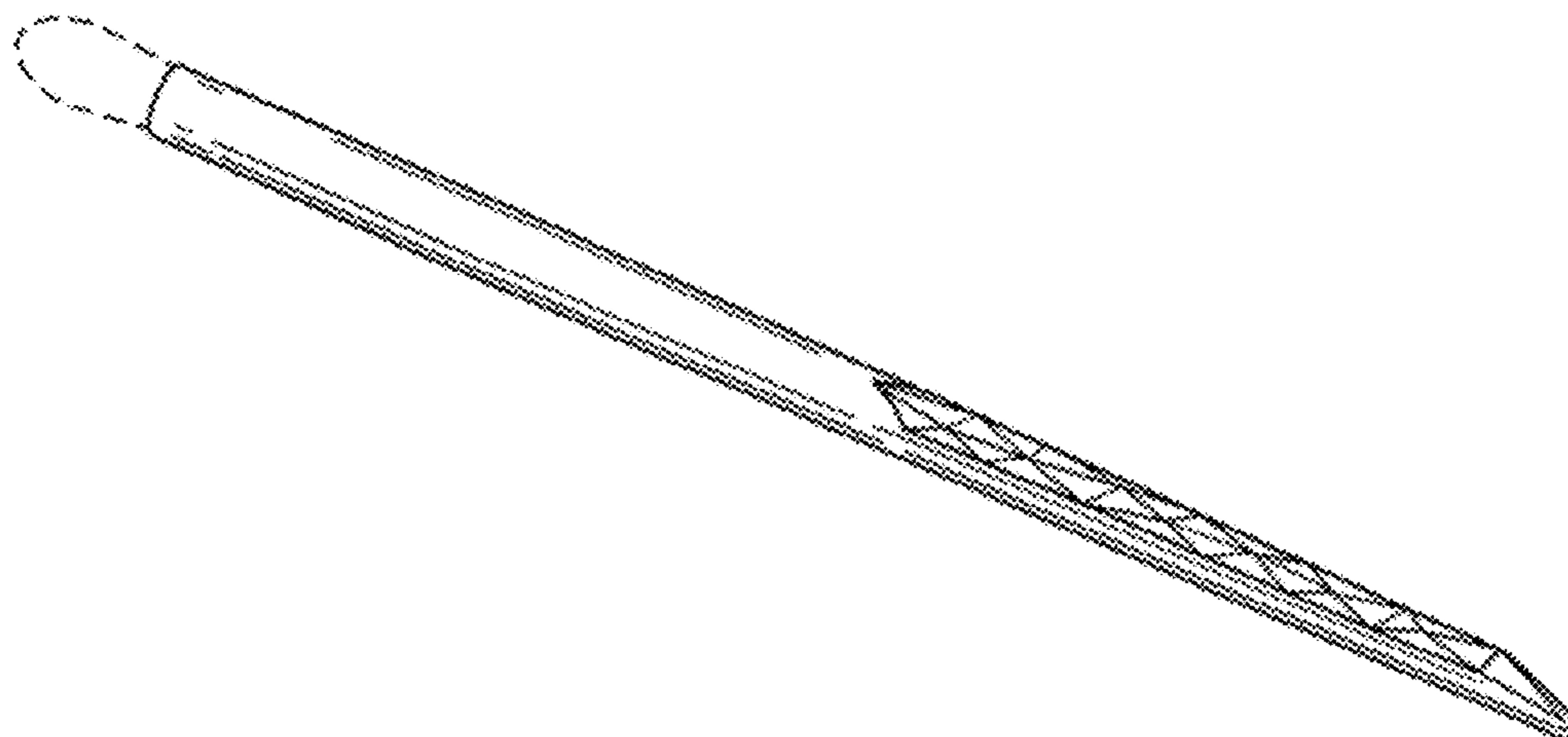


Fig. 1

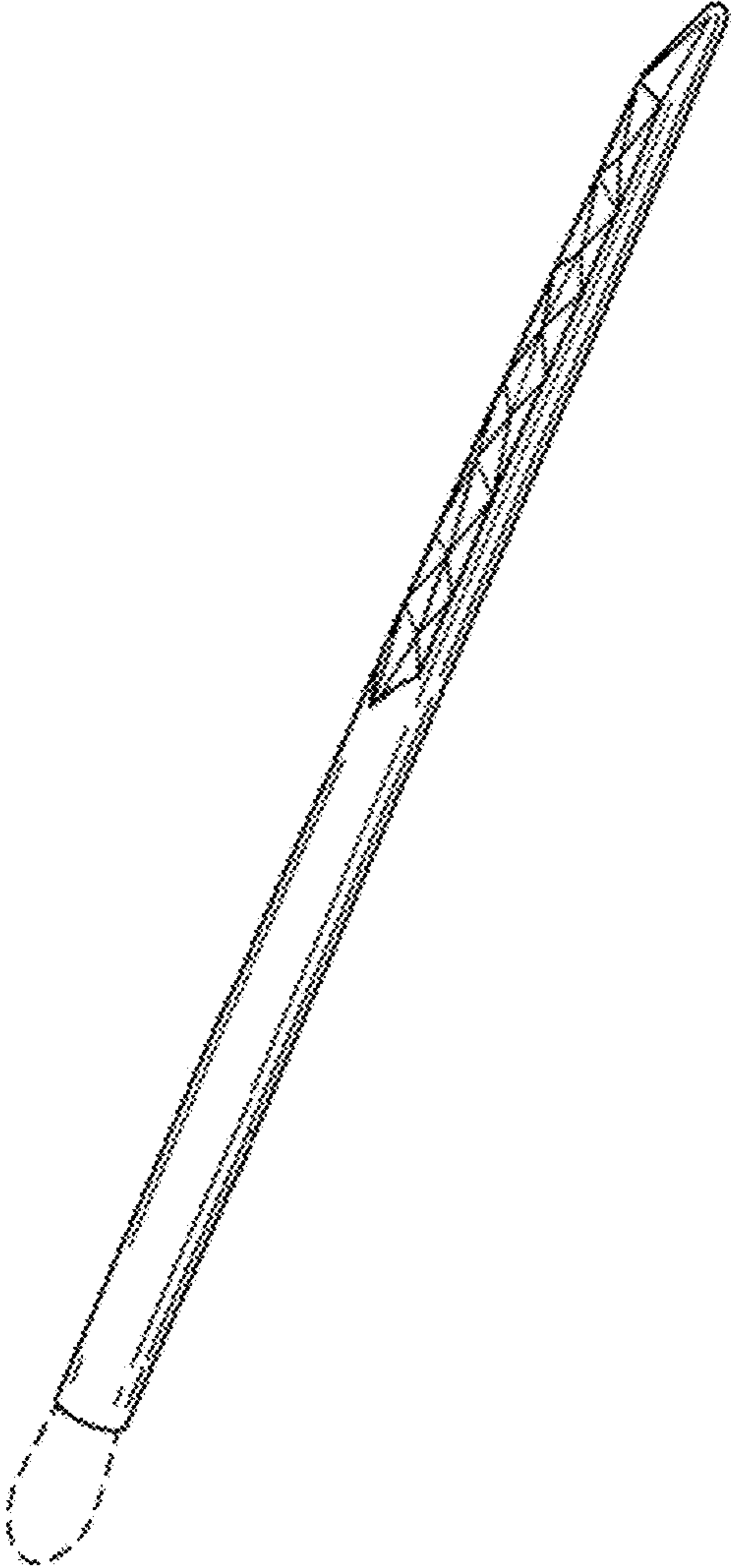


Fig. 2




Fig. 3

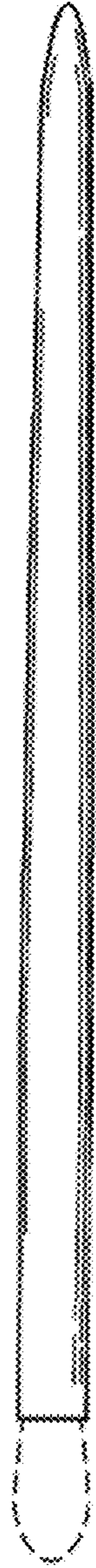


Fig. 4



Fig. 5



Fig. 6




Fig. 7

