



US00D815341S

(12) **United States Design Patent** (10) **Patent No.:** **US D815,341 S**
Qiu (45) **Date of Patent:** **** Apr. 10, 2018**

- (54) **ELECTRONIC CIGARETTE**
- (71) Applicant: **Joyetech Europe Holding GmbH, Zug (CH)**
- (72) Inventor: **Weihua Qiu, Jiangsu (CN)**
- (73) Assignee: **JOYETECH EUROPE HOLDING GMBH, Zug (CH)**
- (**) Term: **15 Years**
- (21) Appl. No.: **29/581,668**
- (22) Filed: **Oct. 20, 2016**
- (30) **Foreign Application Priority Data**
Jul. 11, 2016 (CN) 2016 3 0314493
- (51) **LOC (11) Cl.** **27-01**
- (52) **U.S. Cl.**
USPC **D27/101**
- (58) **Field of Classification Search**
USPC D27/100, 101, 162–171, 194; D24/108, D24/110, 110.5
CPC A24F 1/00; A24F 1/02; A24F 1/04; A24F 1/06; A24F 1/08; A24F 1/10; A24F 1/12; A24F 1/14; A24F 1/26; A24F 1/28; A24F 7/00; A24F 7/02; A24F 7/04
See application file for complete search history.

- (56) **References Cited**
U.S. PATENT DOCUMENTS
D214,972 S * 8/1969 Dean D24/110
D653,803 S * 2/2012 Timmermans D27/163
D718,492 S * 11/2014 Albanese D27/101
D720,095 S * 12/2014 Alima D27/101
D720,496 S * 12/2014 Alima D27/101
D720,497 S * 12/2014 Alima D27/101

- D725,821 S * 3/2015 Levin D27/101
- D725,822 S * 3/2015 Liu D27/101
- D751,249 S * 3/2016 Chen D27/101
- D759,303 S * 6/2016 Afridi D27/101
- D760,948 S * 7/2016 Eksouzian D27/101
- D764,703 S * 8/2016 Liu D27/101
- D776,337 S * 1/2017 Levin D27/101
- D776,869 S * 1/2017 Heidi D27/163
- D778,492 S * 2/2017 Liu D27/101
- D786,497 S * 5/2017 Sudlow D27/162
- D792,021 S * 7/2017 Beer D27/101
- D792,643 S * 7/2017 Wong D27/101
- 2015/0034104 A1 * 2/2015 Zhou A24F 47/008 131/329
- 2015/0150305 A1 * 6/2015 Shenkal A24F 47/008 131/329

* cited by examiner

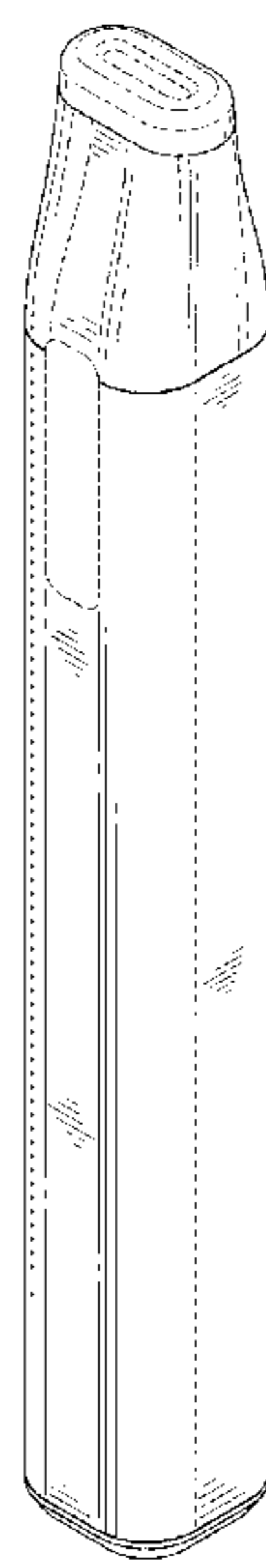
Primary Examiner — Sheryl Lane
Assistant Examiner — Jennifer M Campbell
(74) *Attorney, Agent, or Firm* — Novick, Kim & Lee, PLLC; Allen Xue; Hyun Woo Shin

(57) **CLAIM**
I claim the ornamental design for an electronic cigarette, substantially as shown and described.

DESCRIPTION

FIG. 1 is a top, front and right side perspective view of an electronic cigarette showing my new design; FIG. 2 is a front elevational view thereof; FIG. 3 is a rear elevational view thereof; FIG. 4 is a left elevational view thereof; FIG. 5 is a right elevational view thereof; FIG. 6 is a top plan view thereof; and, FIG. 7 is a bottom plan view thereof. The broken lines shown in the drawings show portions of the electronic cigarette which form no part of the claimed design.

1 Claim, 7 Drawing Sheets



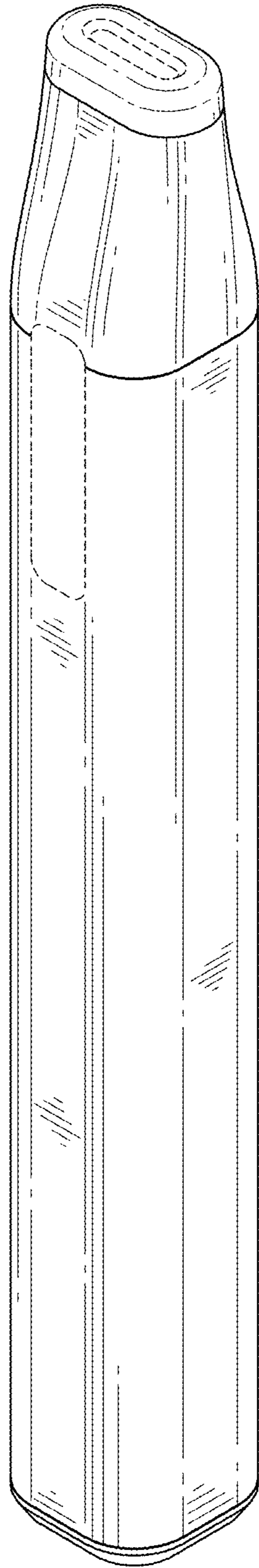


FIG. 1




FIG. 2




FIG. 3

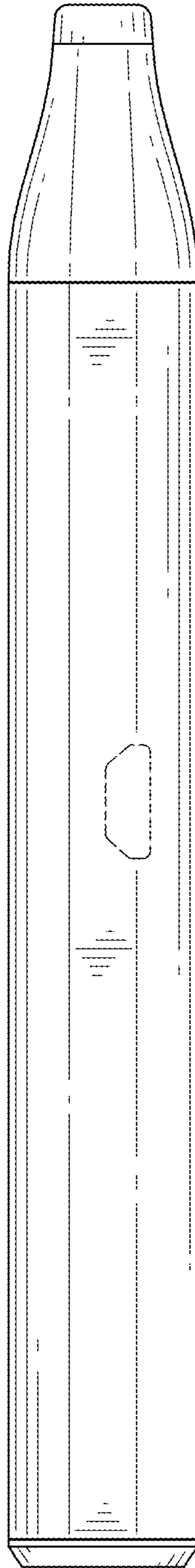


FIG. 4

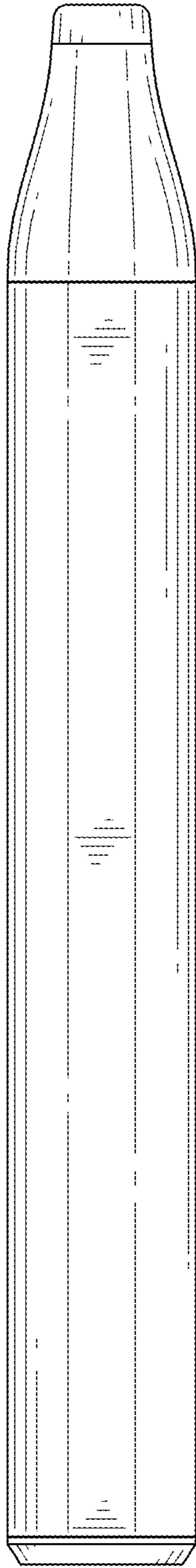


FIG. 5

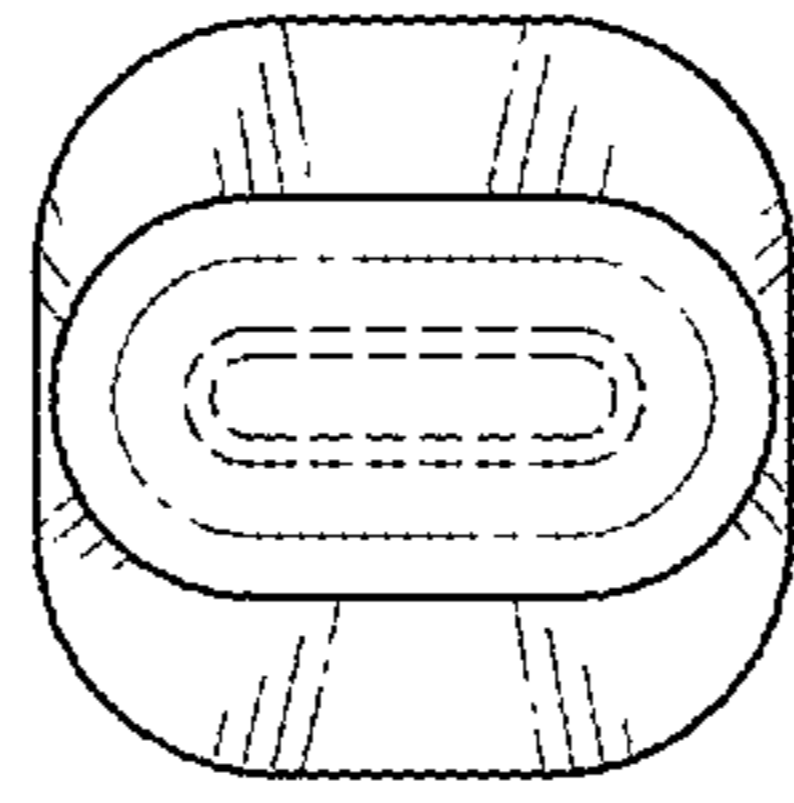


FIG. 6

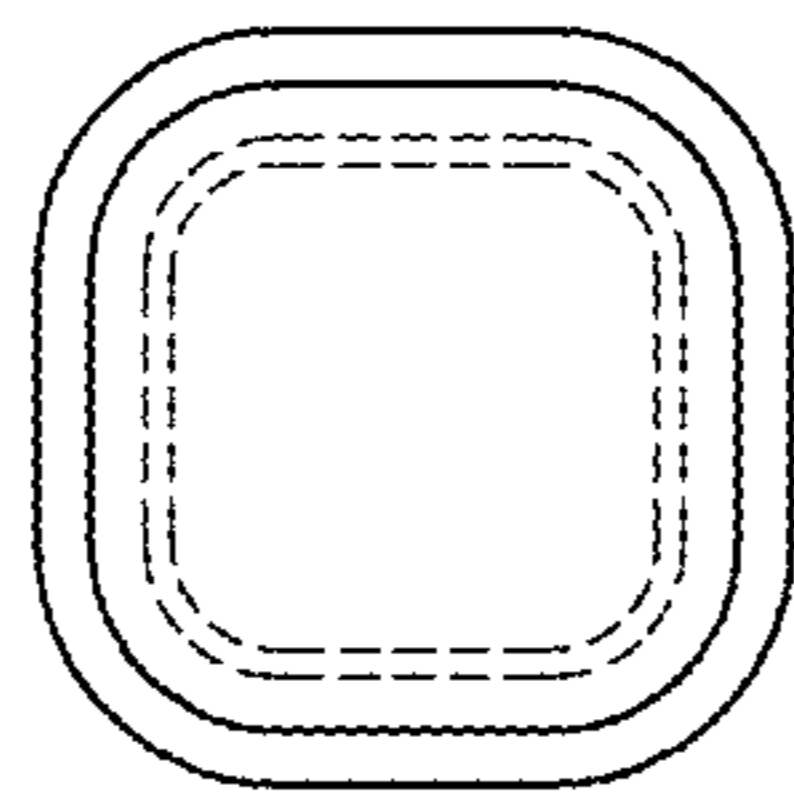


FIG. 7