



US00D815339S

(12) **United States Design Patent**
Wallace

(10) **Patent No.:** **US D815,339 S**
(45) **Date of Patent:** **** Apr. 10, 2018**

- (54) **CIGAR**
- (71) Applicant: **Michael R. Wallace**, New Braunfels, TX (US)
- (72) Inventor: **Michael R. Wallace**, New Braunfels, TX (US)
- (**) Term: **15 Years**
- (21) Appl. No.: **29/549,097**
- (22) Filed: **Dec. 18, 2015**
- (51) **LOC (11) Cl.** **27-01**
- (52) **U.S. Cl.**
USPC **D27/101**
- (58) **Field of Classification Search**
USPC D27/101, 100, 163–172
CPC A24D 1/00; A24D 1/002; A24D 1/004;
A24D 1/006; A24D 1/008; A24D 1/02;
A24D 1/022; A24D 1/025; A24D 1/027;
A24D 1/042; A24D 1/045; A24D 1/047;
A24D 1/16
See application file for complete search history.

- D415,678 S * 10/1999 Pullan D27/101
- D437,776 S * 2/2001 Pullan D9/648
- D614,346 S * 4/2010 Lik D27/101
- D624,693 S * 9/2010 Mercado D27/101
- D645,214 S * 9/2011 Lee D1/106
- D779,719 S * 2/2017 Qiu D27/101

* cited by examiner

Primary Examiner — Sheryl Lane
Assistant Examiner — Jennifer M Campbell
(74) *Attorney, Agent, or Firm* — Gunn, Lee & Cave, P.C.;
John C. Cave

(57) **CLAIM**

The ornamental design for a cigar, as shown and described.

DESCRIPTION

FIG. 1 is a perspective view of a cigar.
FIG. 2 is a front side view thereof.
FIG. 3 is a right side view thereof.
FIG. 4 is a left side view thereof.
FIG. 5 is a rear view thereof.
FIG. 6 is a top view thereof.
FIG. 7 is a bottom view thereof; and,
FIG. 8 is an exploded view thereof.
Each of the broken lines shown with dashes only in FIGS. 1-5 are included to show unclaimed subject matter only and form no part of the claimed design. The dash dot dash lines depict boundary lines and form no part of the claimed design.

1 Claim, 3 Drawing Sheets

(56) **References Cited**

U.S. PATENT DOCUMENTS

- D237,807 S * 11/1975 Maltion D27/188
- D240,541 S * 7/1976 John D27/101
- D391,735 S * 3/1998 Baker D1/106
- D404,519 S * 1/1999 Dal Monte D27/101
- D405,219 S * 2/1999 Dal Monte D27/101
- D405,220 S * 2/1999 Dal Monte D27/101
- D405,221 S * 2/1999 Dal Monte D27/101





FIG. 1




FIG. 2




FIG. 3




FIG. 4




FIG. 5



FIG. 6



FIG. 7




FIG. 8