



US00D815336S

(12) **United States Design Patent**
Plourde et al.

(10) **Patent No.:** **US D815,336 S**
(45) **Date of Patent:** **** Apr. 10, 2018**

(54) **LIGHT FIXTURE**

- (71) Applicant: **Dioluce, LLC**, New Britain, CT (US)
- (72) Inventors: **Roger Plourde**, Woodbury, CT (US);
Hae N. Yi, Woodbury, CT (US);
Byoung K. Shin, Incheon (KR)
- (73) Assignee: **Dioluce, LLC**, New Britain, CT (US)
- (**) Term: **15 Years**
- (21) Appl. No.: **29/569,464**
- (22) Filed: **Jun. 28, 2016**
- (51) **LOC (11) Cl.** **26-05**
- (52) **U.S. Cl.**
USPC **D26/120**
- (58) **Field of Classification Search**
USPC D26/20, 27, 30, 31, 32, 25, 35, 36, 42,
D26/46, 55, 69, 70, 71, 75, 76, 72, 85,
D26/113, 78, 80, 101, 110, 109, 118–120,
D26/123, 124, 127, 133, 134, 139;
D10/111–113, 115, 113.1; D7/416;
D11/144; D13/134, 158–178; D14/473,
D14/230; D22/118; D25/126–135;
D99/99
CPC . A47F 3/001; A61L 9/20; A61B 90/30; B60Q
1/2696; B60Q 1/2615; F21S 8/032; F21S
8/033; F21S 8/00; F21S 8/086; F21S
8/043; F21S 8/046; F21S 8/04; F21S
8/02; F21S 8/026; F21S 48/215; F21S
2/005; F21S 2/00; F21S 4/00; F21K 9/00;
F21K 9/135; F21K 9/27; F21K 9/64;
F21V 17/10; F21V 29/74; F21V 29/83;
F21V 29/76; F21V 7/005; F21V 15/01;
F21V 23/026; F21V 23/003; F21V 7/09;
F21V 5/01; F21V 5/04; F21V 21/005;
G02B 6/0083; G02B

(Continued)

(56) **References Cited**

U.S. PATENT DOCUMENTS

- D125,559 S * 3/1941 Biller D26/76
- D426,338 S * 6/2000 Herst D26/75

(Continued)

OTHER PUBLICATIONS

“Aluminum channel PC cover LED lampshade LED housing shell”
Jun. 20, 2016, alibaba.com, site visited May 16, 2017 <https://www.alibaba.com/product-detail/Aluminum-channel-PC-cover-LED-lampshade_1858697984.html>.*

Primary Examiner — Kevin K Rudzinski

Assistant Examiner — Paul D Bohannon

(74) *Attorney, Agent, or Firm* — Lando & Anatasi, LLP

(57) **CLAIM**

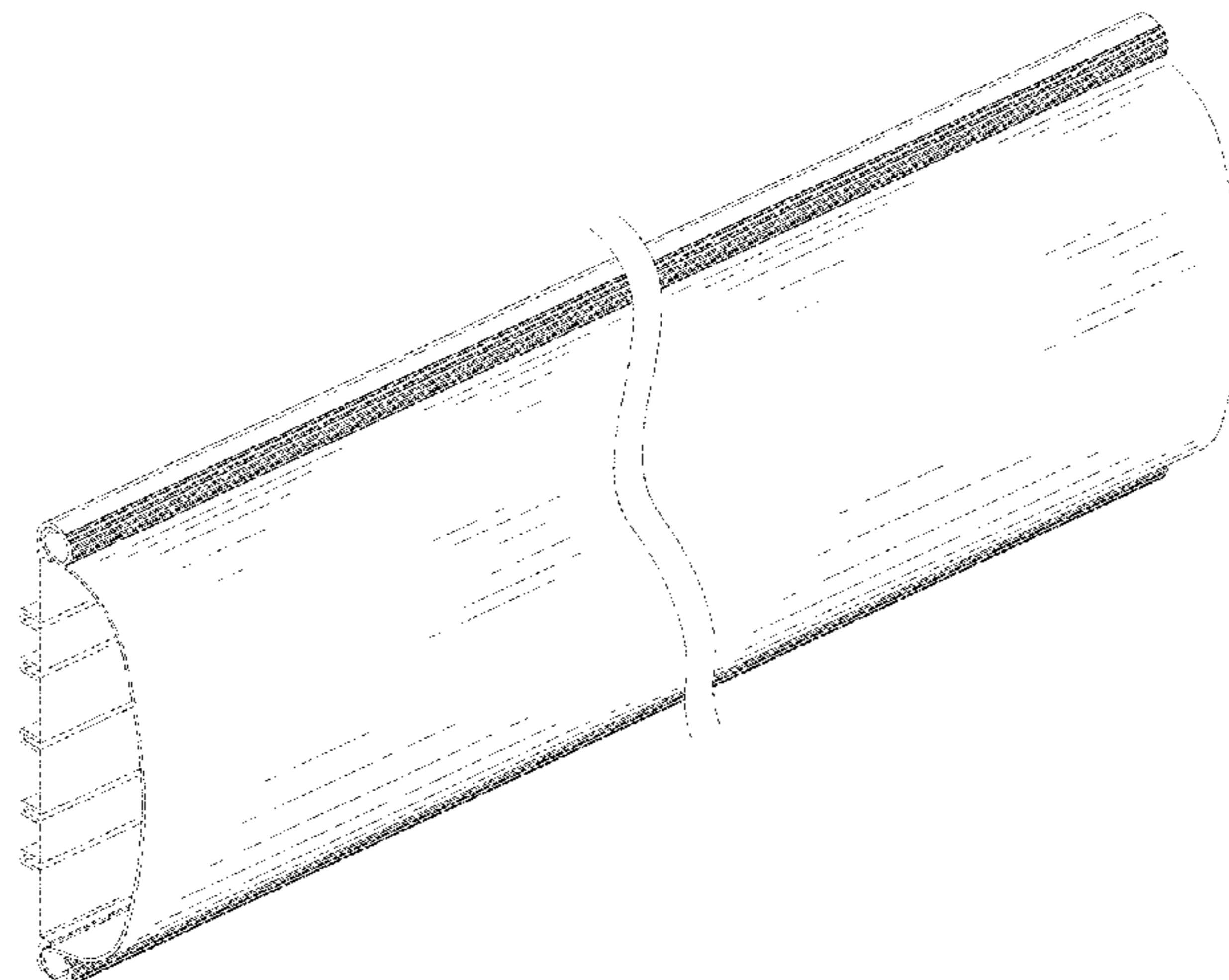
The ornamental design for a light fixture, as shown and described.

DESCRIPTION

FIG. 1 is a top perspective view of a first embodiment of a light fixture;
 FIG. 2 is a top view of a light fixture;
 FIG. 3 is a bottom view of a light fixture;
 FIG. 4 is a right side view of a light fixture;
 FIG. 5 is a left side view of a light fixture;
 FIG. 6 is a front view of a light fixture;
 FIG. 7 is a rear view of a light fixture;
 FIG. 8 is a top perspective view of a second embodiment of a light fixture;
 FIG. 9 is a top view of a light fixture;
 FIG. 10 is a bottom view of a light fixture;
 FIG. 11 is a right side view of a light fixture;
 FIG. 12 is a left side view of a light fixture;
 FIG. 13 is a front view of a light fixture; and,
 FIG. 14 is a rear view of a light fixture.

The broken lines showing portions of the light fixture form no part of the claimed design. The light fixture is shown with a symbolic break in its length, demarcated by jagged broken lines. The broken wavy lines and the appearance of any portion of the article between the break lines forms no part of the claimed design.

1 Claim, 6 Drawing Sheets



(58) **Field of Classification Search**
 CPC 5/0257; G02B 1/046; G09F 13/14; H05B
 33/0845; H05B 33/0842
 See application file for complete search history.

(56) **References Cited**

U.S. PATENT DOCUMENTS

D461,923 S * 8/2002 Chelf 72/89
 D541,467 S * 4/2007 Gould D26/120
 D603,549 S * 11/2009 Ng D26/80
 D660,461 S * 5/2012 Kotin D25/119
 D660,984 S * 5/2012 Kotin D25/119
 2003/0223231 A1* 12/2003 McCarthy F21S 2/00
 362/219
 2004/0141760 A1* 7/2004 Wynne Willson F21S 8/032
 398/197
 2006/0198144 A1* 9/2006 Miyairi A47F 3/001
 362/257
 2007/0183148 A1* 8/2007 Mayfield, III F21V 5/02
 362/223
 2007/0211478 A1* 9/2007 Williams F21V 21/005
 362/382

2009/0190350 A1* 7/2009 Tseng F21S 2/005
 362/249.01
 2010/0046215 A1* 2/2010 Kassay F21S 8/04
 362/221
 2010/0103657 A1* 4/2010 Teng F21S 2/005
 362/223
 2010/0176724 A1* 7/2010 Neal F21K 9/00
 315/36
 2010/0196214 A1* 8/2010 Graff A61L 9/20
 422/121
 2012/0201023 A1* 8/2012 Yoneda F21S 4/00
 362/218
 2012/0250309 A1* 10/2012 Handsaker F21V 5/04
 362/235
 2014/0268720 A1* 9/2014 Dungan F21V 23/026
 362/218
 2015/0049476 A1* 2/2015 Hsia F21S 8/00
 362/223
 2016/0123564 A1* 5/2016 Quilici F21V 23/003
 362/233
 2016/0186968 A1* 6/2016 Edwards F21K 9/64
 362/84
 2016/0299276 A1* 10/2016 Yamamoto G02B 1/046

* cited by examiner

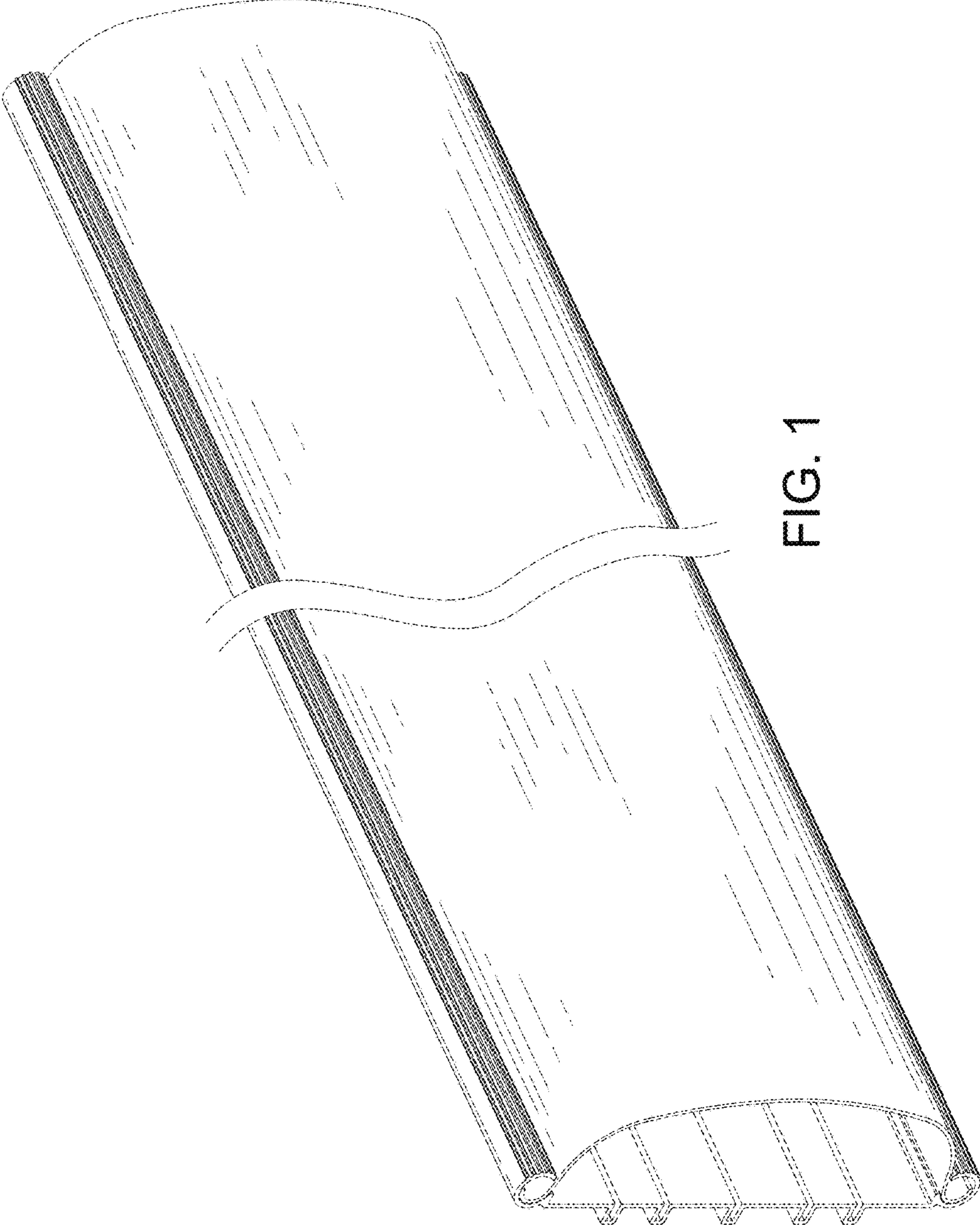


FIG. 1

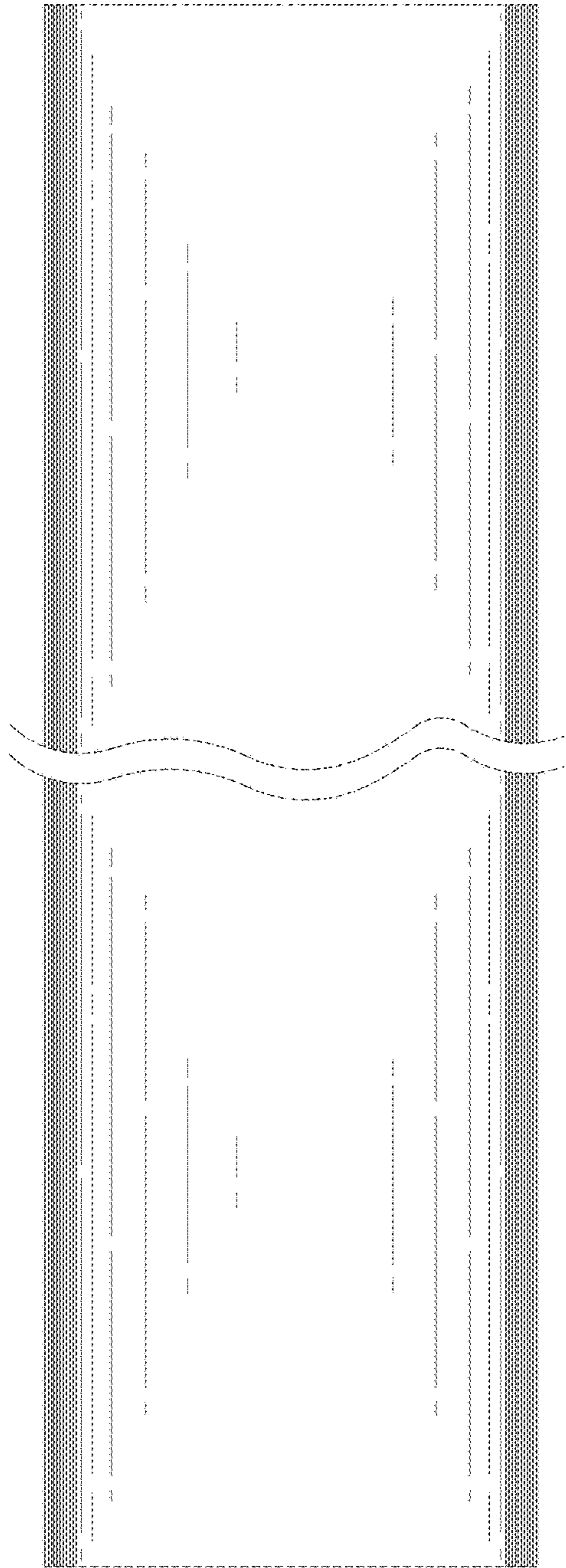


FIG. 2

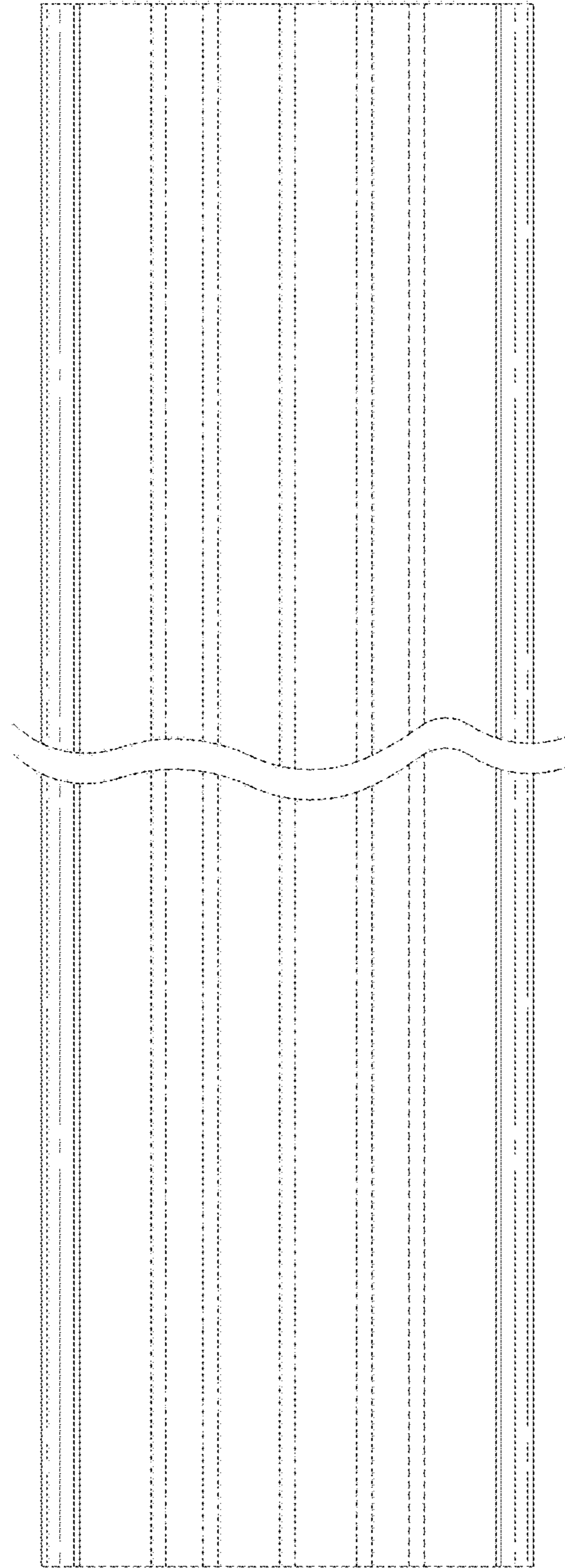


FIG. 3

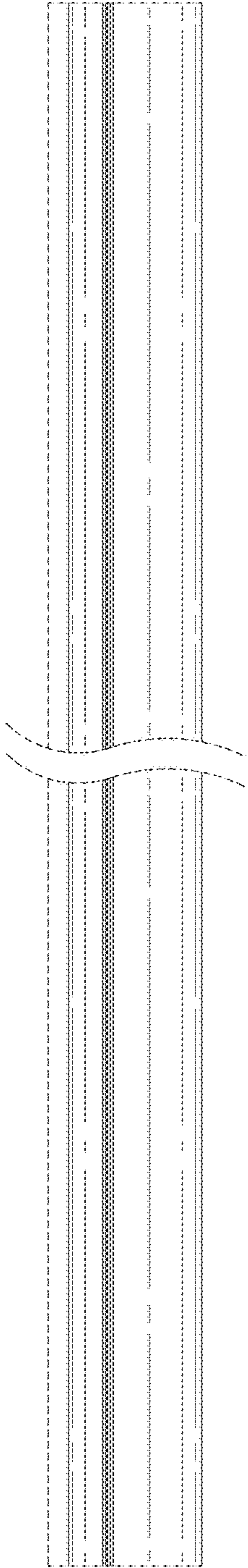


FIG. 4

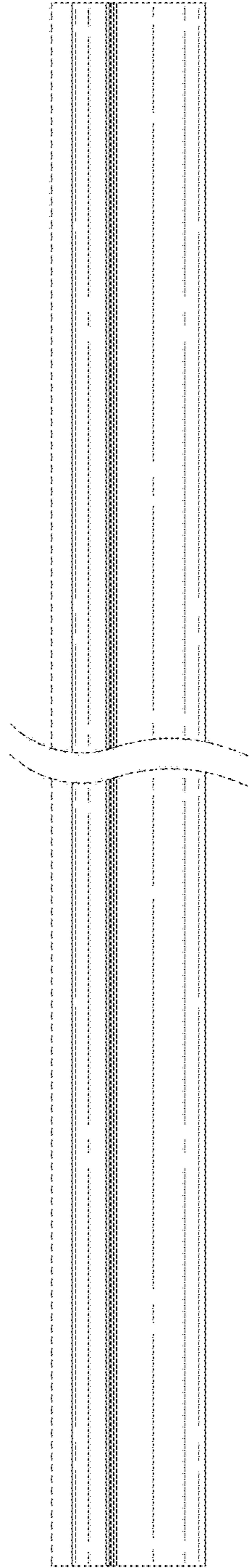


FIG. 5

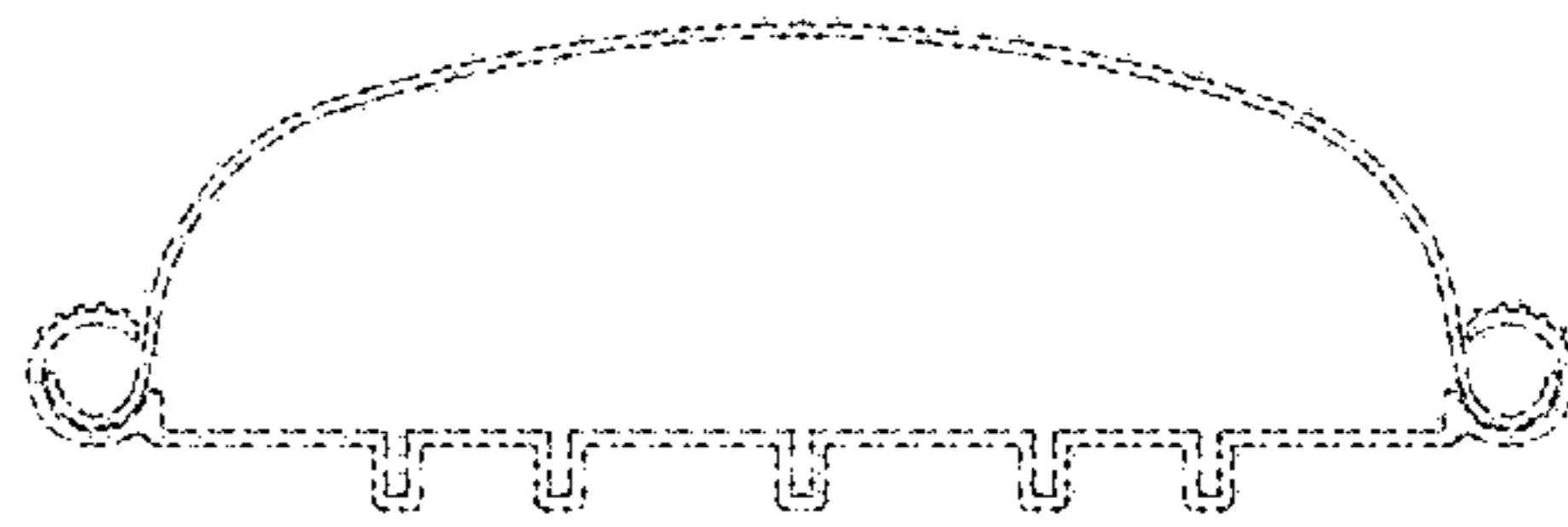


FIG. 6

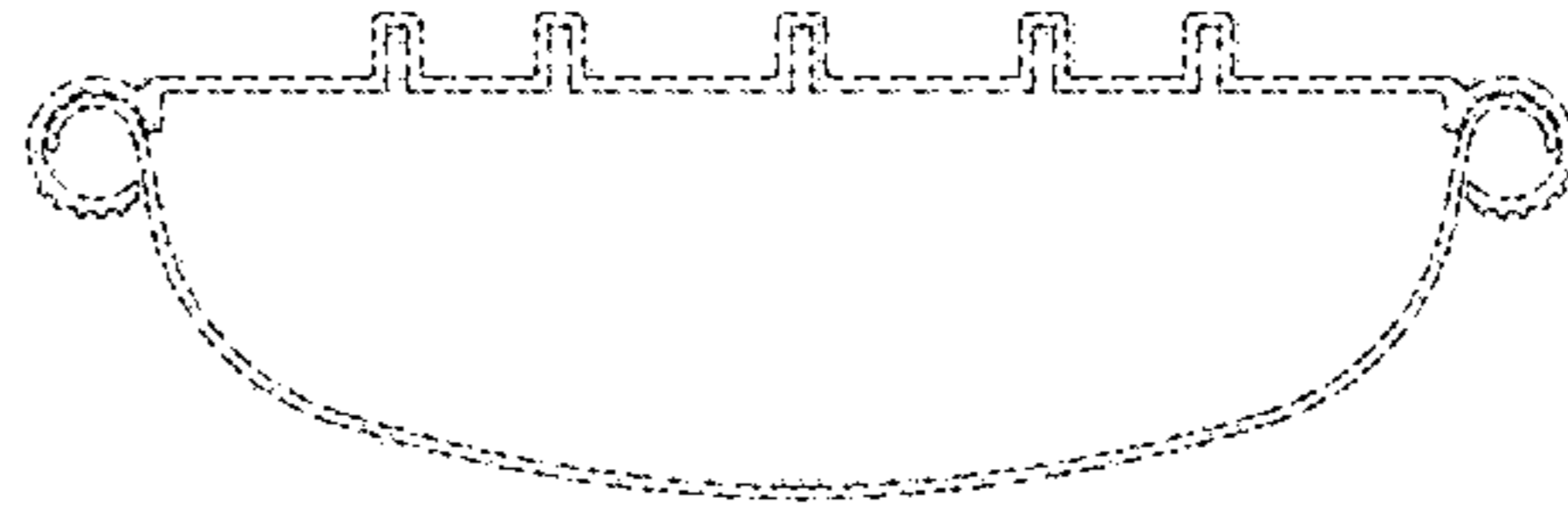


FIG. 7

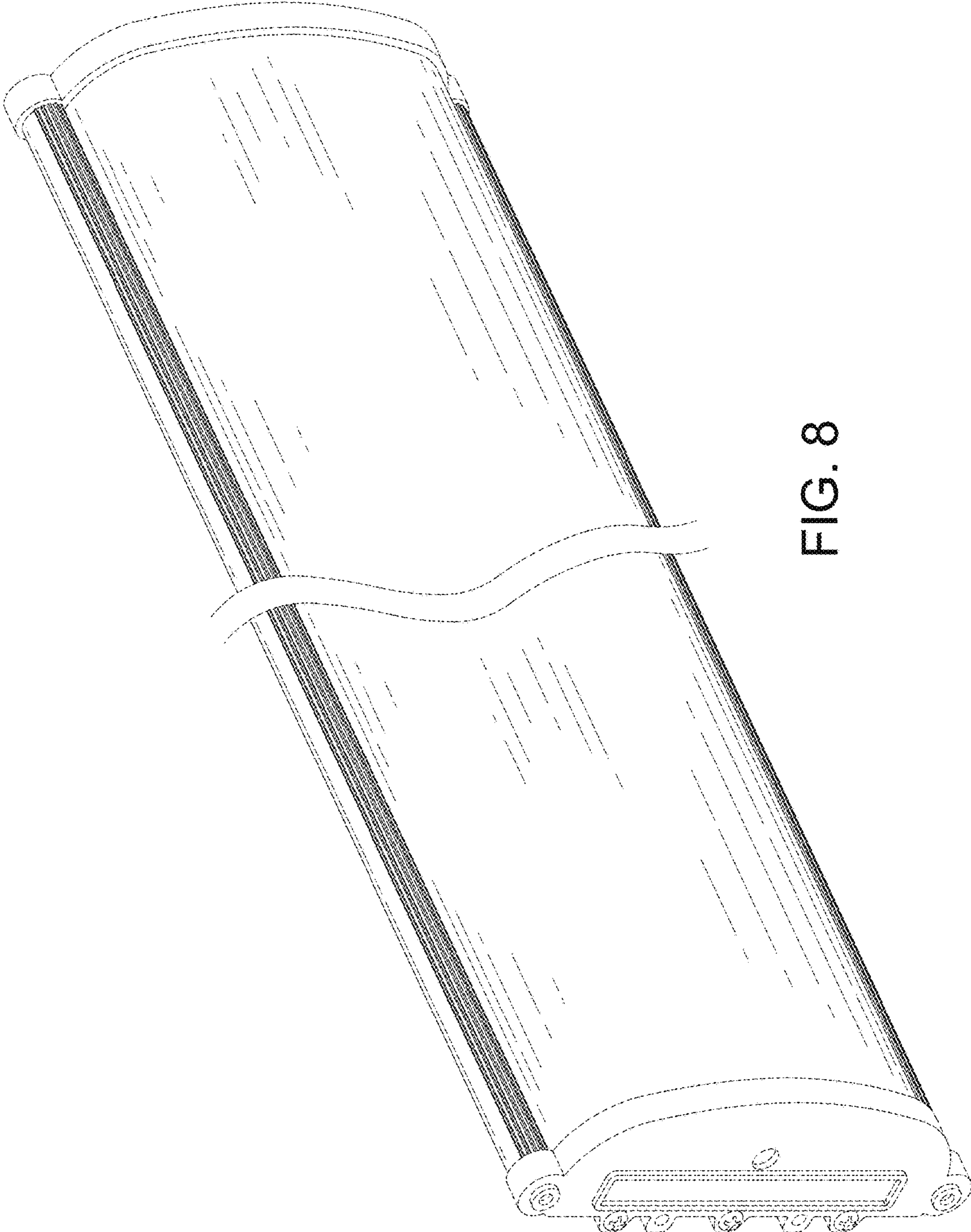


FIG. 8

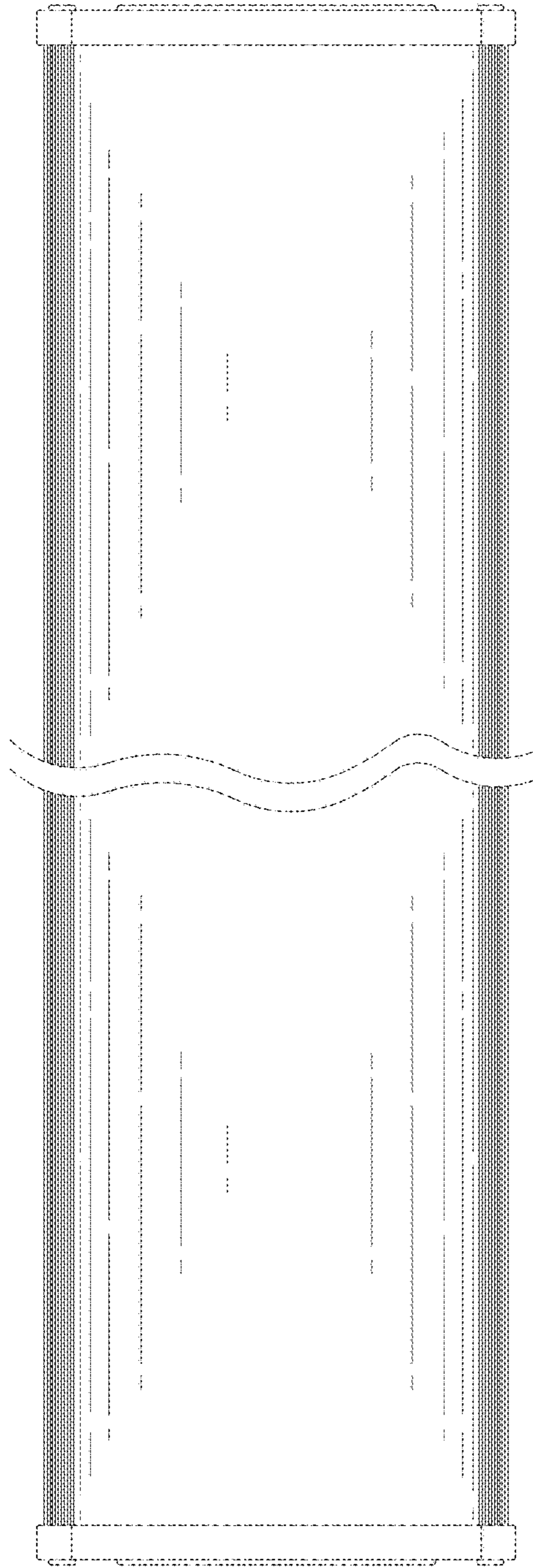


FIG. 9

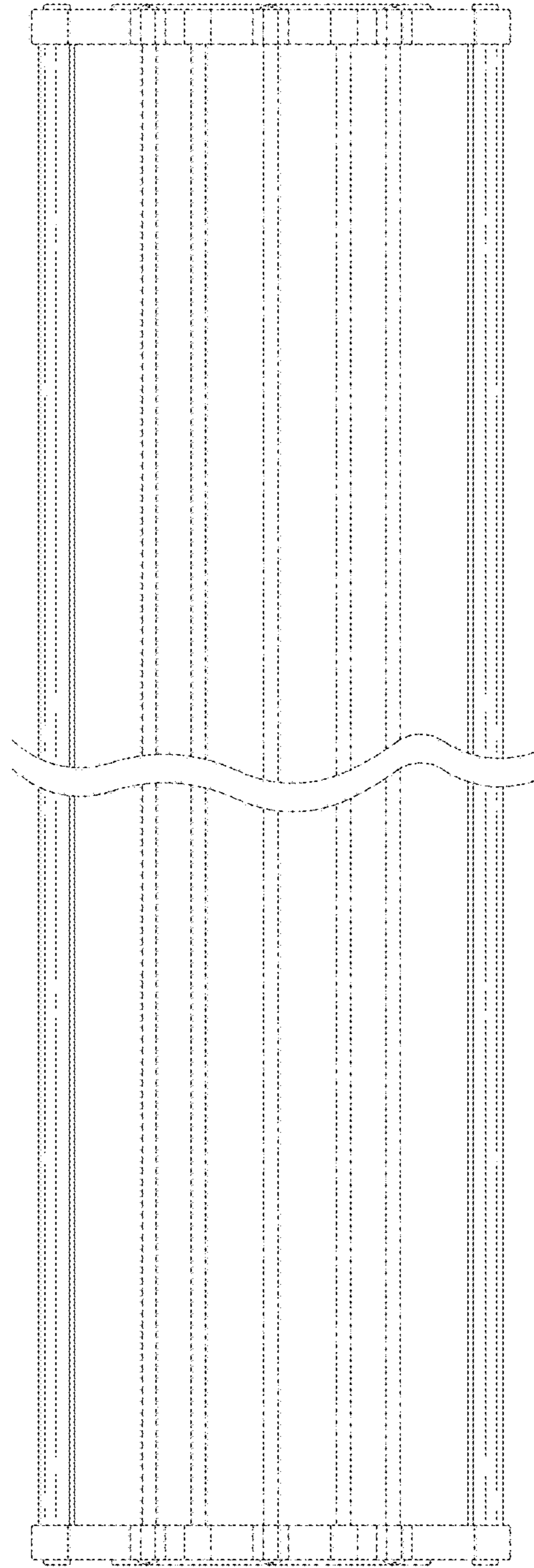


FIG. 10

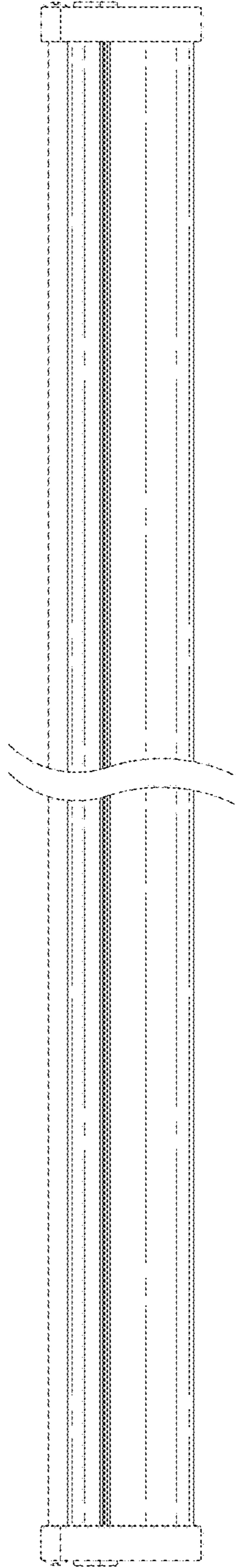


FIG. 11

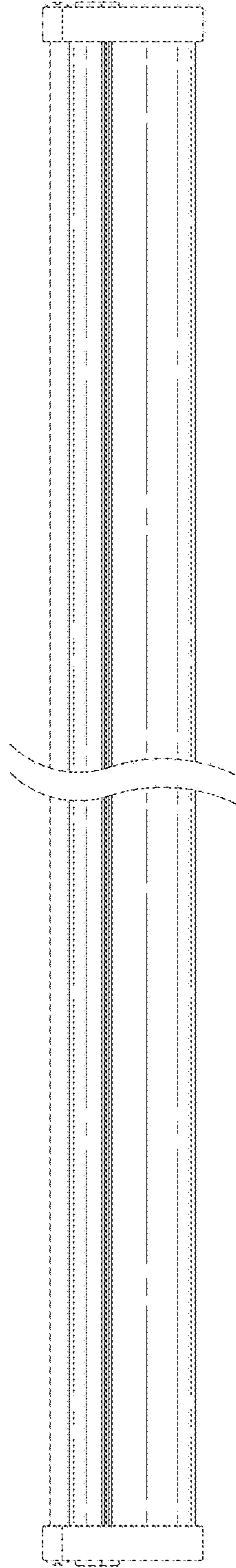


FIG. 12

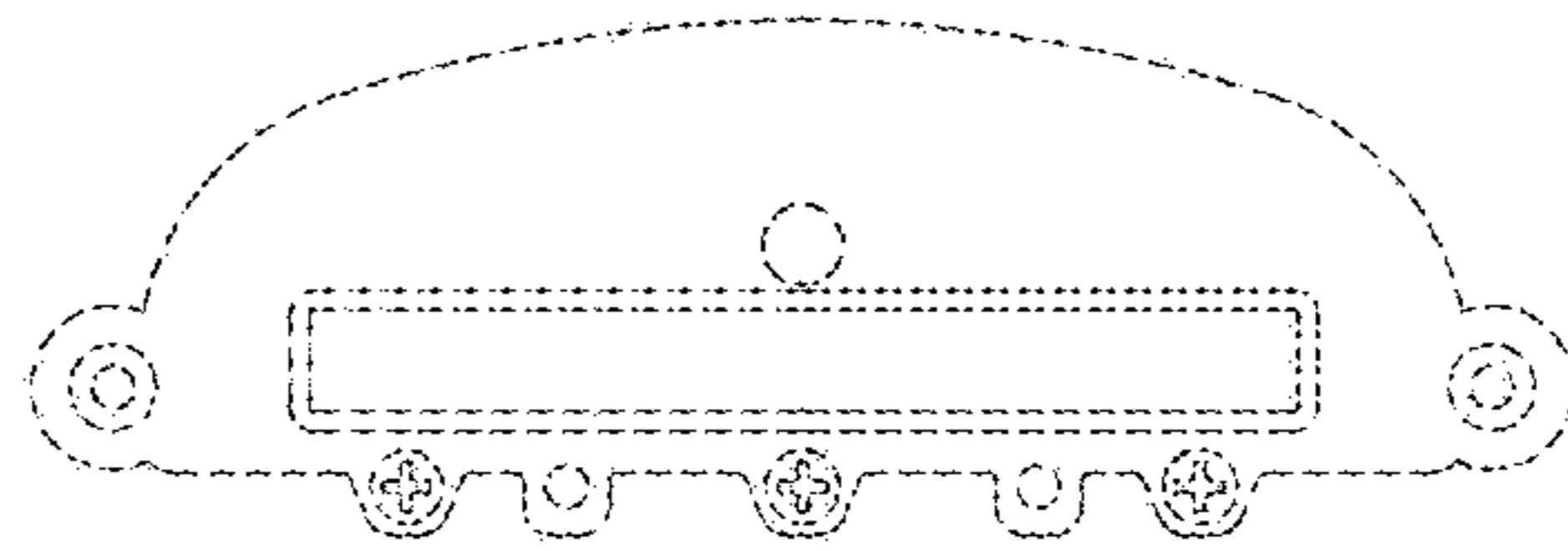


FIG. 13

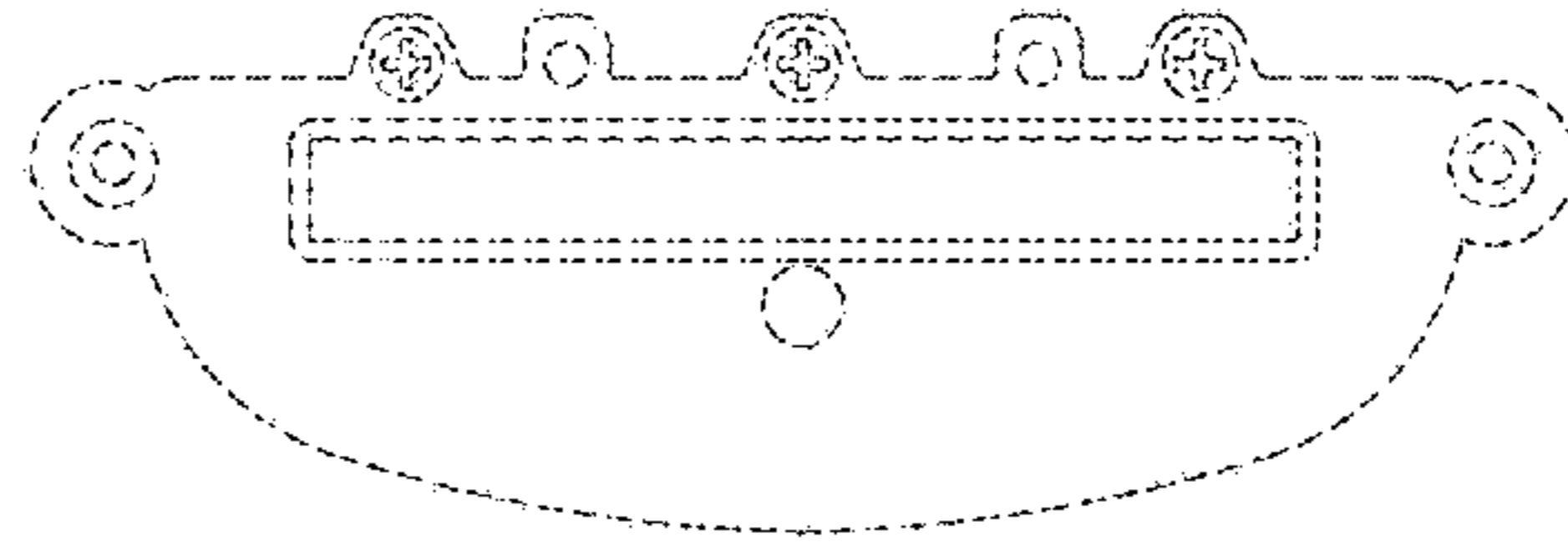


FIG. 14