



US00D815334S

(12) **United States Design Patent**  
**Hu**

(10) **Patent No.:** **US D815,334 S**  
(45) **Date of Patent:** **\*\* Apr. 10, 2018**

- (54) **LANTERN**
- (71) Applicant: **Shunrong Hu**, Shenzhen (CN)
- (72) Inventor: **Shunrong Hu**, Shenzhen (CN)
- (\*\*) Term: **15 Years**
- (21) Appl. No.: **29/588,787**
- (22) Filed: **Dec. 22, 2016**
- (51) **LOC (11) Cl.** ..... **26-03**
- (52) **U.S. Cl.**  
USPC ..... **D26/94**
- (58) **Field of Classification Search**  
USPC ..... D26/24, 93, 94, 103–107, 110–112, 85,  
D26/87  
CPC .... F21S 6/00; F21S 6/002; F21V 1/00; F21V  
1/02; F21V 21/02; F21V 1/12; F21V  
1/22; F21V 1/18; F21W 2131/30  
See application file for complete search history.

- D483,143 S \* 12/2003 Orozco ..... D26/87
- D588,294 S \* 3/2009 Flores ..... D26/87
- D646,833 S \* 10/2011 Chen ..... D26/85
- D671,669 S \* 11/2012 Orozco ..... D26/85

\* cited by examiner

*Primary Examiner* — Brian N. Vinson

(56) **References Cited**  
U.S. PATENT DOCUMENTS

- D382,665 S \* 8/1997 Ruggles ..... D26/85
- D439,361 S \* 3/2001 Berry ..... D26/87


(57) **CLAIM**

The ornamental design for a lantern, as shown and described.

**DESCRIPTION**

FIG. 1 is a front elevational view of a lantern showing my new design;  
 FIG. 2 is a rear elevational view thereof;  
 FIG. 3 is a left side elevational view thereof;  
 FIG. 4 is a right side elevational view thereof;  
 FIG. 5 is a top plan view thereof;  
 FIG. 6 is a bottom plan view thereof;  
 FIG. 7 is a perspective view thereof; and,  
 FIG. 8 is a bottom plan perspective view of a lantern thereof.

**1 Claim, 8 Drawing Sheets**






FIG. 1

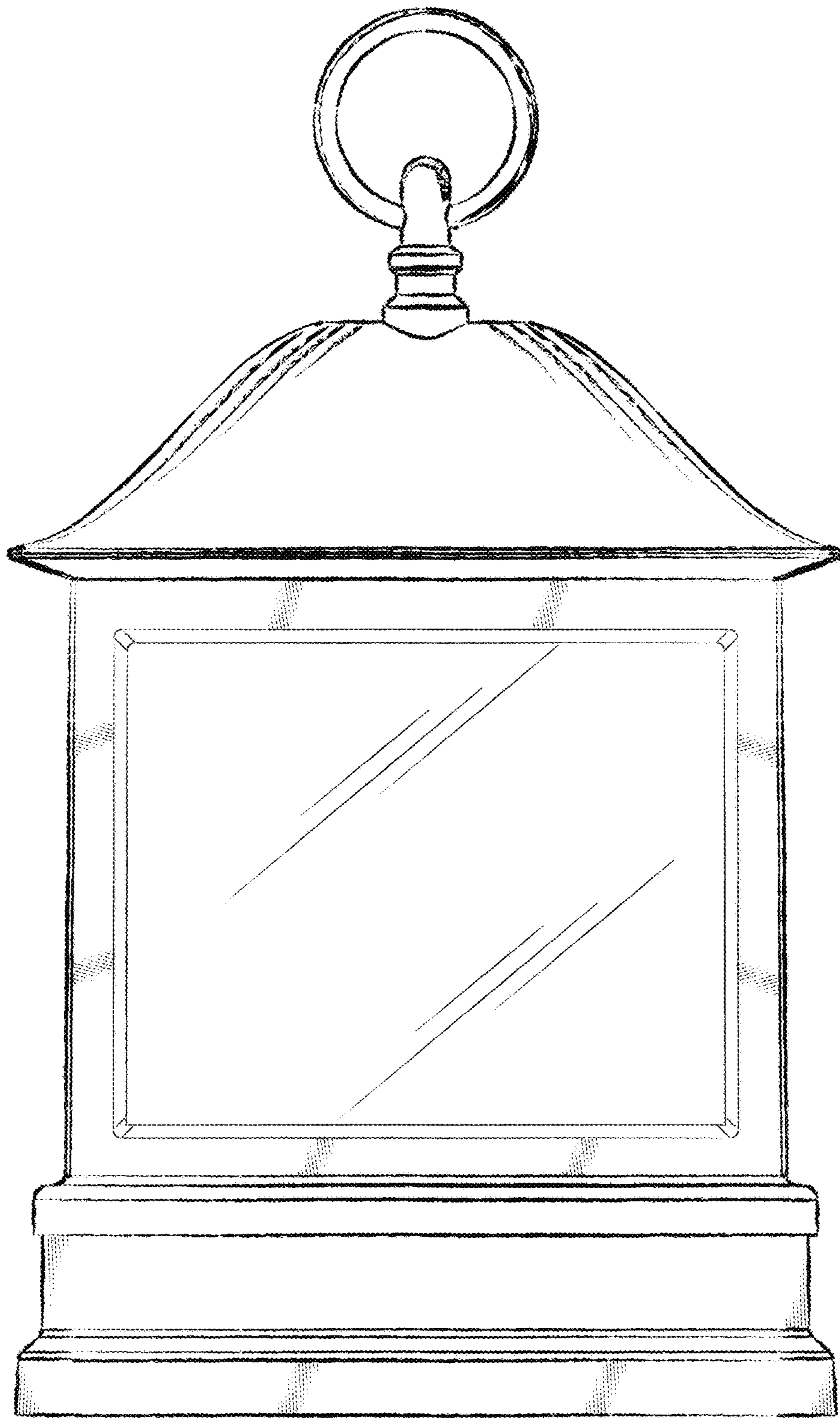


FIG. 2

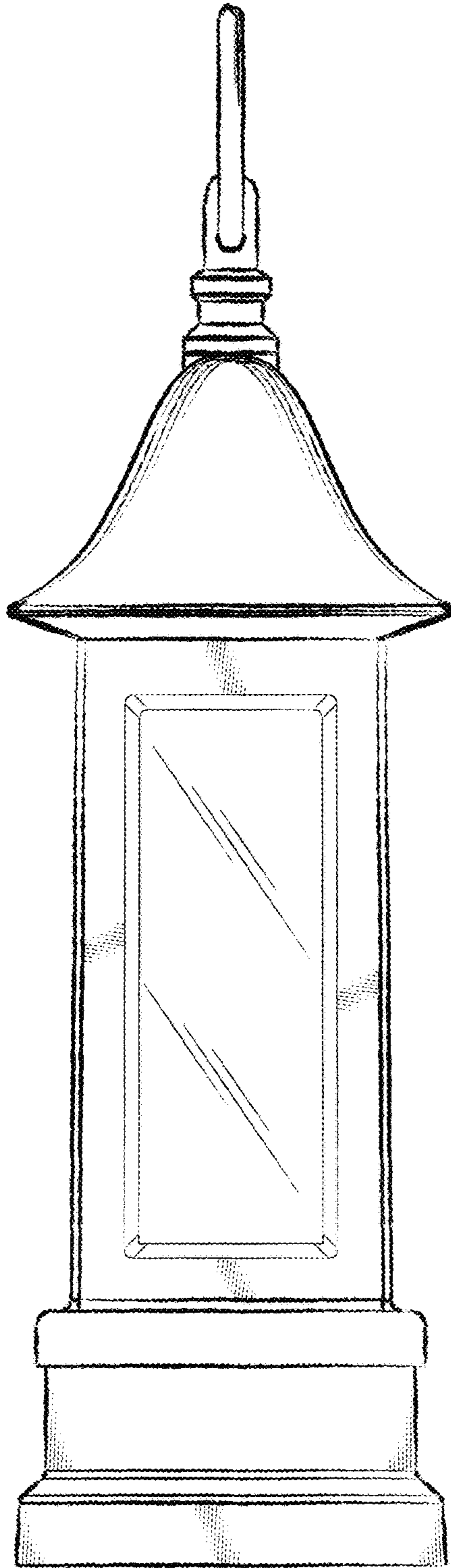


FIG.3






FIG.4

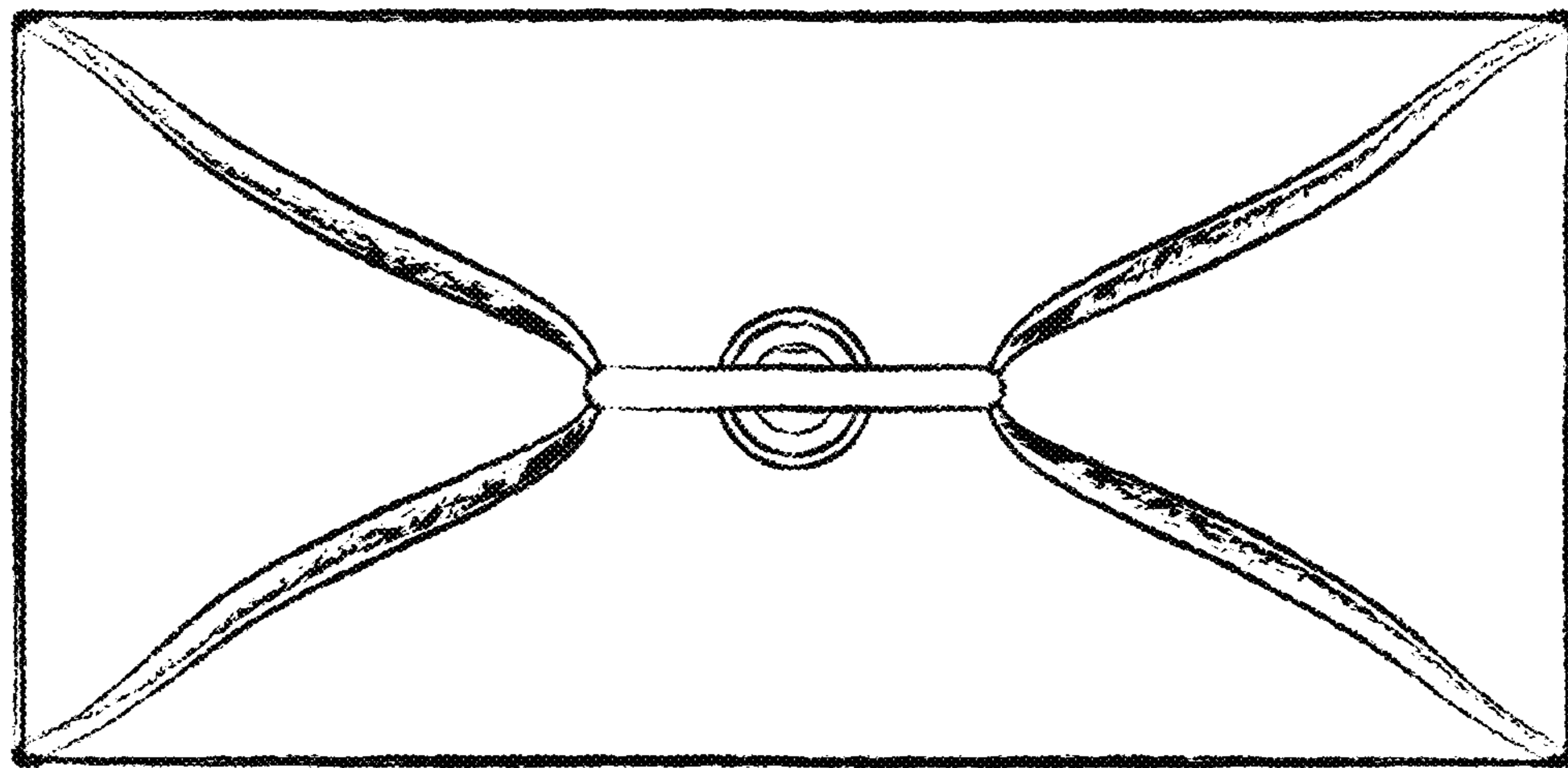


FIG.5

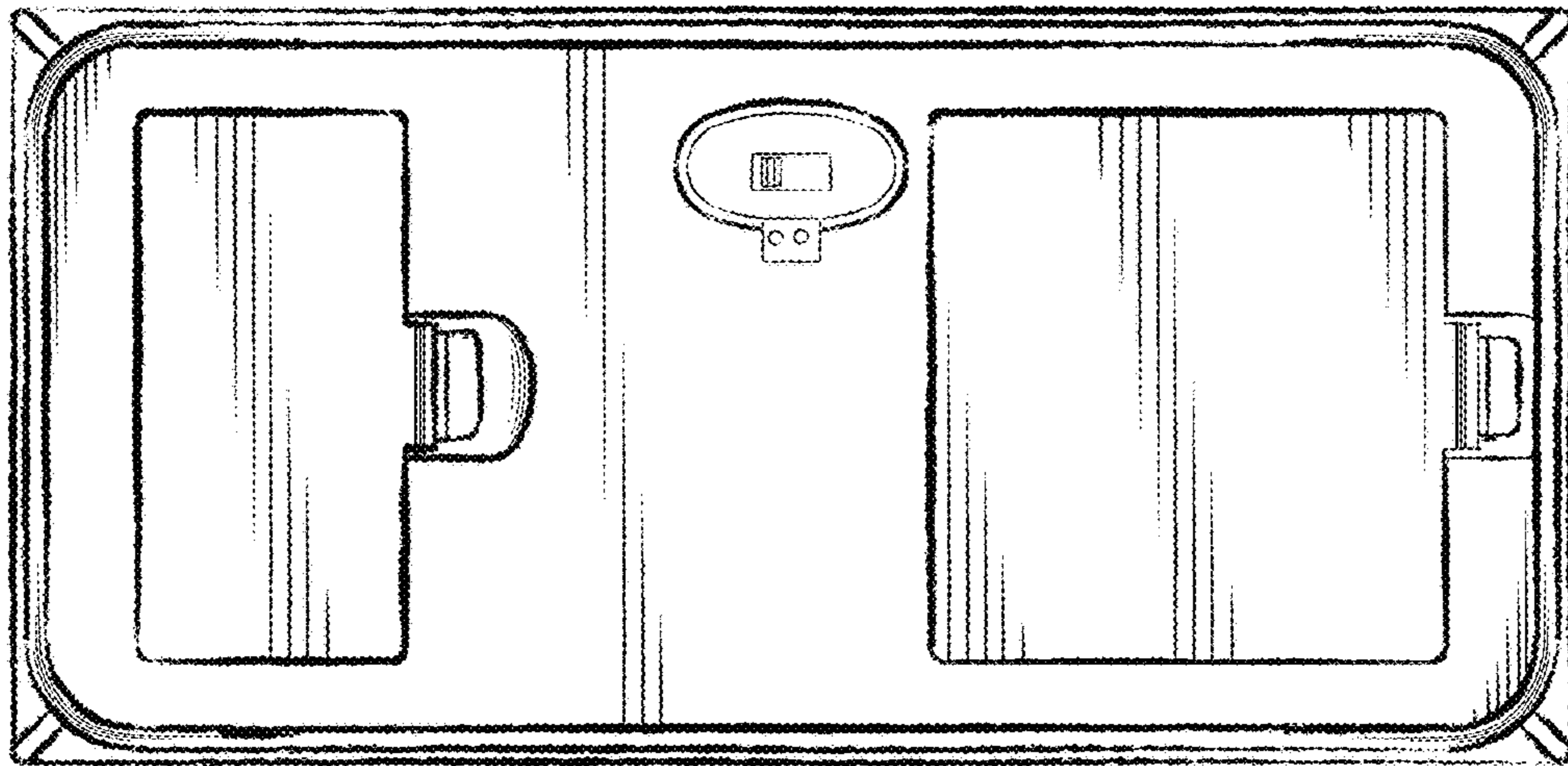


FIG.6

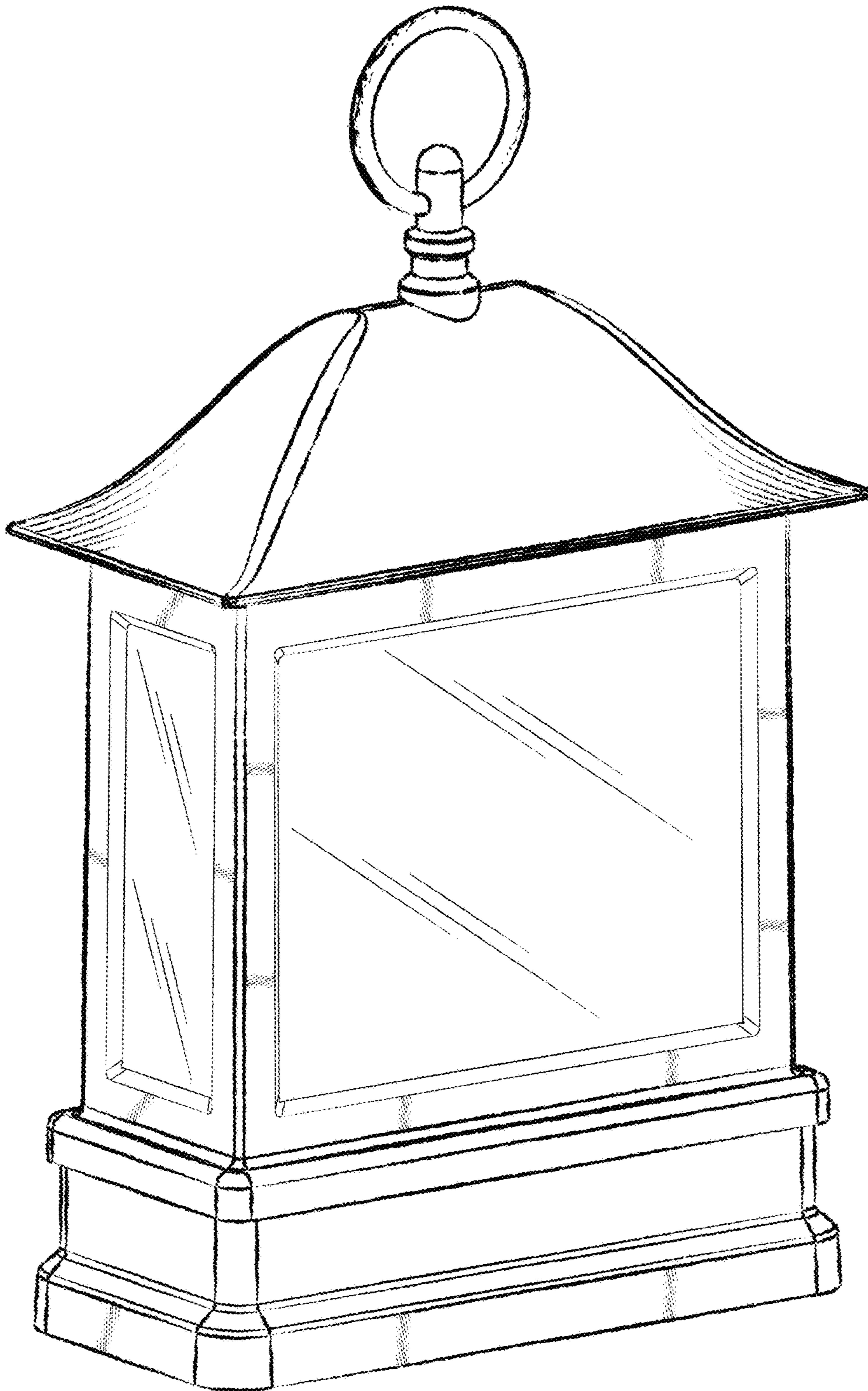


FIG. 7






FIG.8