



US00D815329S

(12) **United States Design Patent**
Carraher et al.

(10) **Patent No.:** **US D815,329 S**
(45) **Date of Patent:** **** Apr. 10, 2018**

(54) **LIGHTING FIXTURE**

(71) Applicant: **U.S. POLE COMPANY, INC.**,
Palmdale, CA (US)
(72) Inventors: **Timothy Carraher**, Palmdale, CA
(US); **Wayne Compton**, Prescott, AZ
(US)
(73) Assignee: **U.S. Pole Company, Inc.**, Palmdale,
CA (US)

(**) Term: **15 Years**

(21) Appl. No.: **29/568,697**

(22) Filed: **Jun. 20, 2016**

(51) **LOC (11) Cl.** **26-05**

(52) **U.S. Cl.**
USPC **D26/69; D26/71**

(58) **Field of Classification Search**
USPC D26/67-72, 85, 92
CPC .. F21S 8/033; F21S 8/036; F21S 8/085; F21S
8/086; F21S 8/088; F21W 2111/02;
F21W 2111/023; F21W 2131/101; F21W
2131/103; F21W 2131/1005; F21W
2131/107; F21V 29/503; F21V 29/745;
F21V 29/75; F21V 29/76; F21V 29/763;
F21V 29/767; F21V 29/77; F21V 29/78
See application file for complete search history.

(56) **References Cited**

U.S. PATENT DOCUMENTS

D209,081 S 10/1967 Netland
D301,756 S * 6/1989 Hanson D26/68
D308,261 S 5/1990 Shemitz
D313,482 S * 1/1991 Compton D26/107
5,918,970 A 7/1999 Brohard et al.
6,060,658 A * 5/2000 Yoshida F21S 8/086
136/243
D500,569 S 1/2005 Butler

D568,521 S 5/2008 Compton
D568,532 S 5/2008 Compton
D599,942 S 9/2009 Zheng
D600,848 S * 9/2009 Wung D26/71
D601,738 S * 10/2009 Schneider D26/71
D615,689 S * 5/2010 Guercio D26/69
D621,988 S 8/2010 Zheng et al.
7,841,755 B1 11/2010 Walker
D634,878 S 3/2011 Guercio et al.
D636,920 S 4/2011 Boissevain
D652,978 S 1/2012 Boissevain et al.
D660,496 S 5/2012 Akdag et al.
D672,492 S 12/2012 Butler et al.

(Continued)

Primary Examiner — Clare E Heflin

(74) *Attorney, Agent, or Firm* — Lewis Roca Rothgerber
Christie LLP

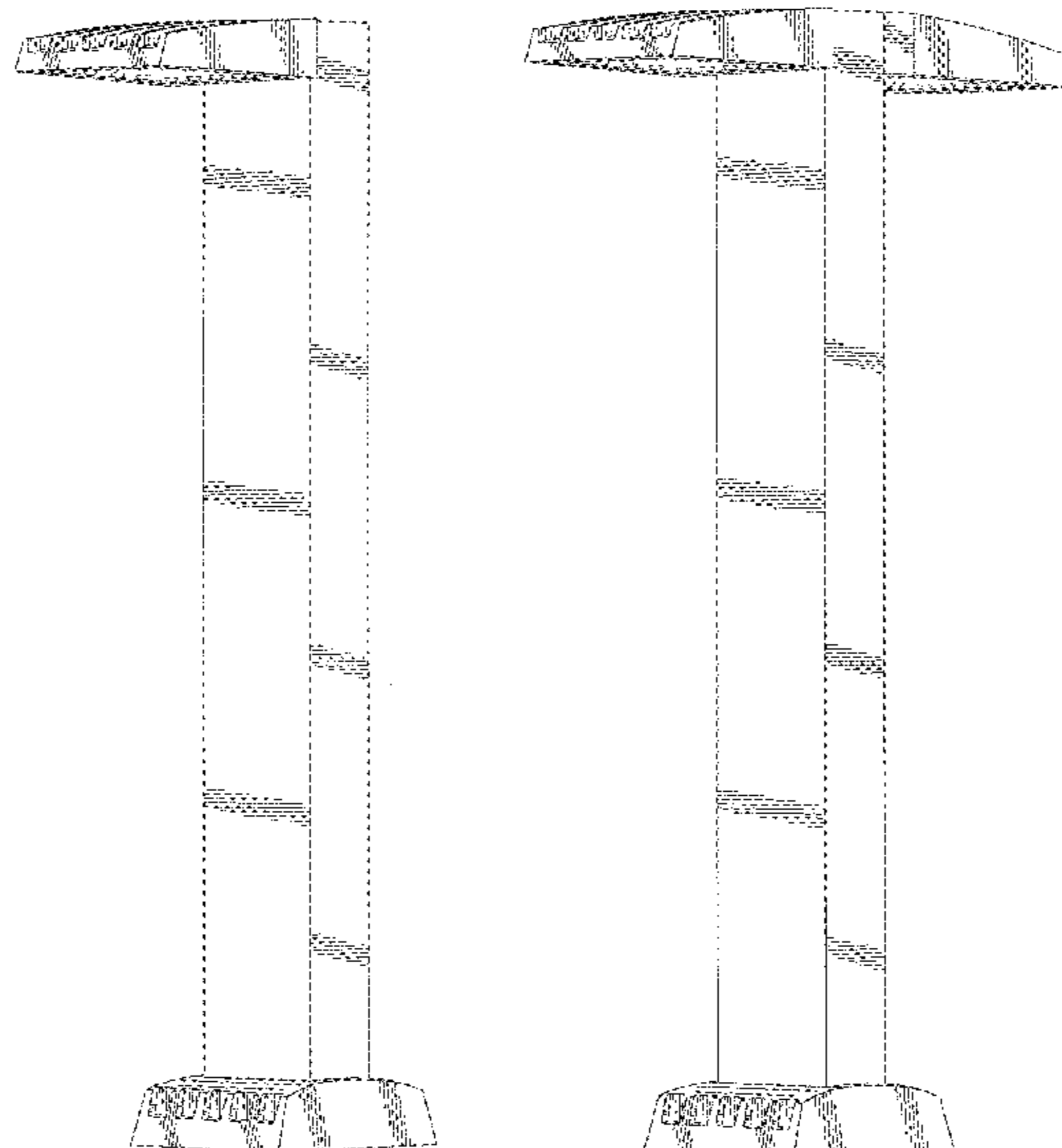
(57) **CLAIM**

The ornamental design for the lighting fixture, as shown and
described.

DESCRIPTION

FIG. 1 is a perspective view of a first embodiment of the
design;
FIG. 2 is a front view of the embodiment of FIG. 1;
FIG. 3 is a side view of the embodiment of FIG. 1;
FIG. 4 is a rear view of the embodiment of FIG. 1;
FIG. 5 is a top view of the embodiment of FIG. 1;
FIG. 6 is a bottom view of the embodiment of FIG. 1;
FIG. 7 is a perspective view of a second embodiment of the
design;
FIG. 8 is a front view of the embodiment of FIG. 7;
FIG. 9 is a side view of the embodiment of FIG. 7;
FIG. 10 is a rear view of the embodiment of FIG. 7;
FIG. 11 is a top view of the embodiment of FIG. 7; and,
FIG. 12 is a bottom view of the embodiment of FIG. 7.
The broken lines shown on the drawings depict portions of
the lighting fixture that form no part of the claimed design.

1 Claim, 7 Drawing Sheets



(56)

References Cited

U.S. PATENT DOCUMENTS

D672,903	S	*	12/2012	Toney, Jr.	D26/85
D674,950	S		1/2013	Lueken et al.	
D676,589	S		2/2013	Elam	
D677,419	S		3/2013	Sauvage	
D694,935	S		12/2013	Zheng et al.	
D700,730	S	*	3/2014	Behar	D26/69
D726,947	S		4/2015	Boyer et al.	
D744,684	S	*	12/2015	Guercio	D26/63
D747,527	S		1/2016	Guercio et al.	
D749,256	S	*	2/2016	Compton	D26/71
D768,904	S		10/2016	Ahrari	
D782,720	S	*	3/2017	Moghal	D26/67
D796,719	S	*	9/2017	Zhu	D26/63
2009/0244881	A1	*	10/2009	Butler	F21S 8/086 362/20
2010/0238671	A1		9/2010	Catone et al.	
2011/0013397	A1		1/2011	Catone et al.	
2011/0084629	A1	*	4/2011	Pini	F21S 8/086 315/312
2013/0343045	A1		12/2013	Lodhie et al.	
2014/0254156	A1		9/2014	Hsu et al.	
2015/0023020	A1		1/2015	Gattari	
2015/0292723	A1		10/2015	Yu et al.	
2015/0308667	A1	*	10/2015	Corkill	F21S 8/033 362/147
2015/0345772	A1		12/2015	Duckworth et al.	
2017/0299131	A1	*	10/2017	Wassel	F21S 2/005
2017/0307149	A1		10/2017	Clark et al.	

* cited by examiner

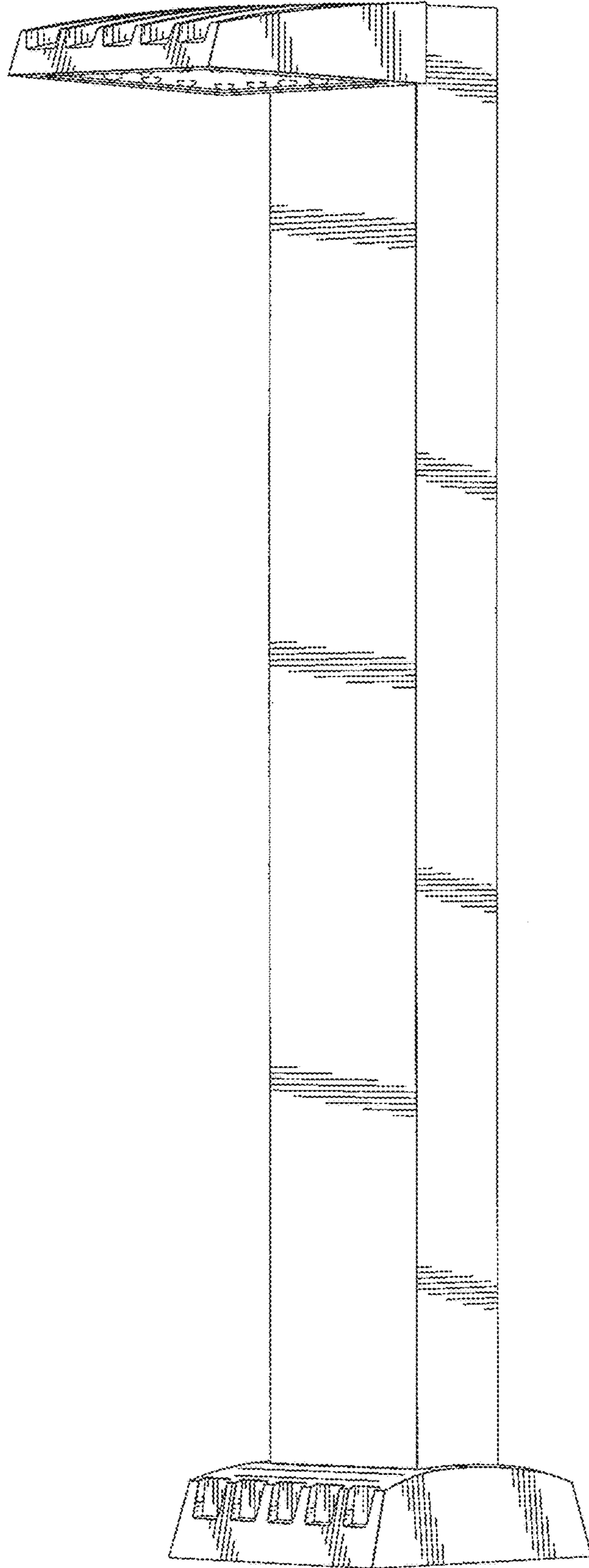


FIG. 1

FIG. 2




FIG. 3

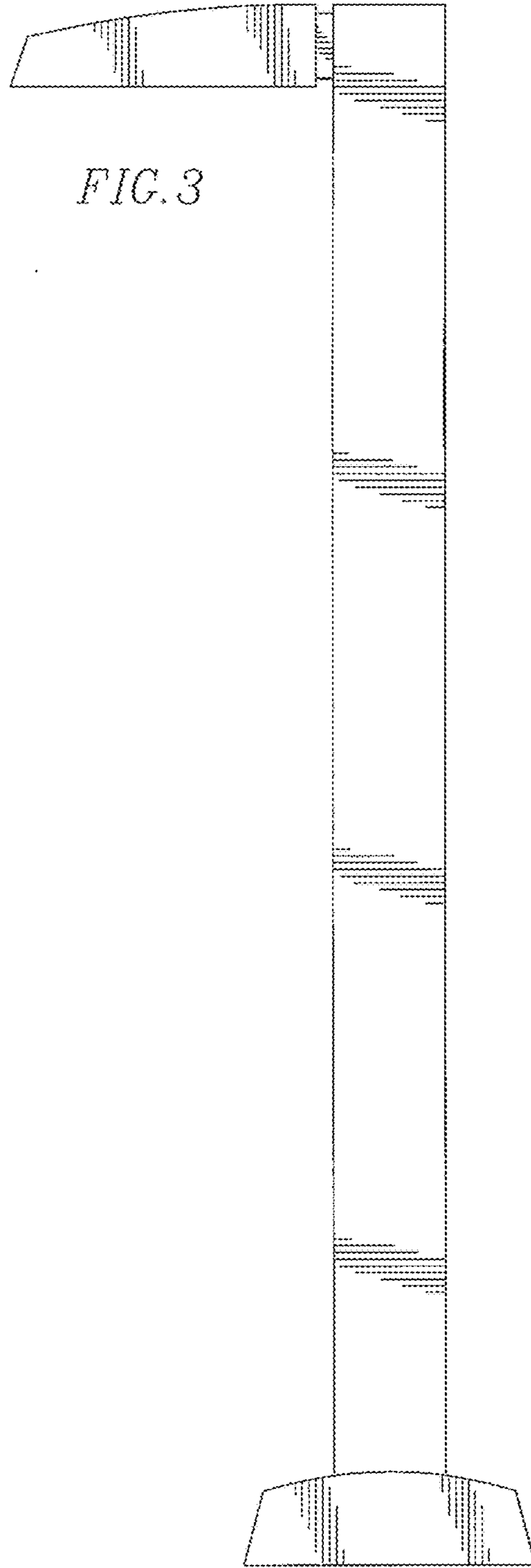


FIG. 4




FIG. 5

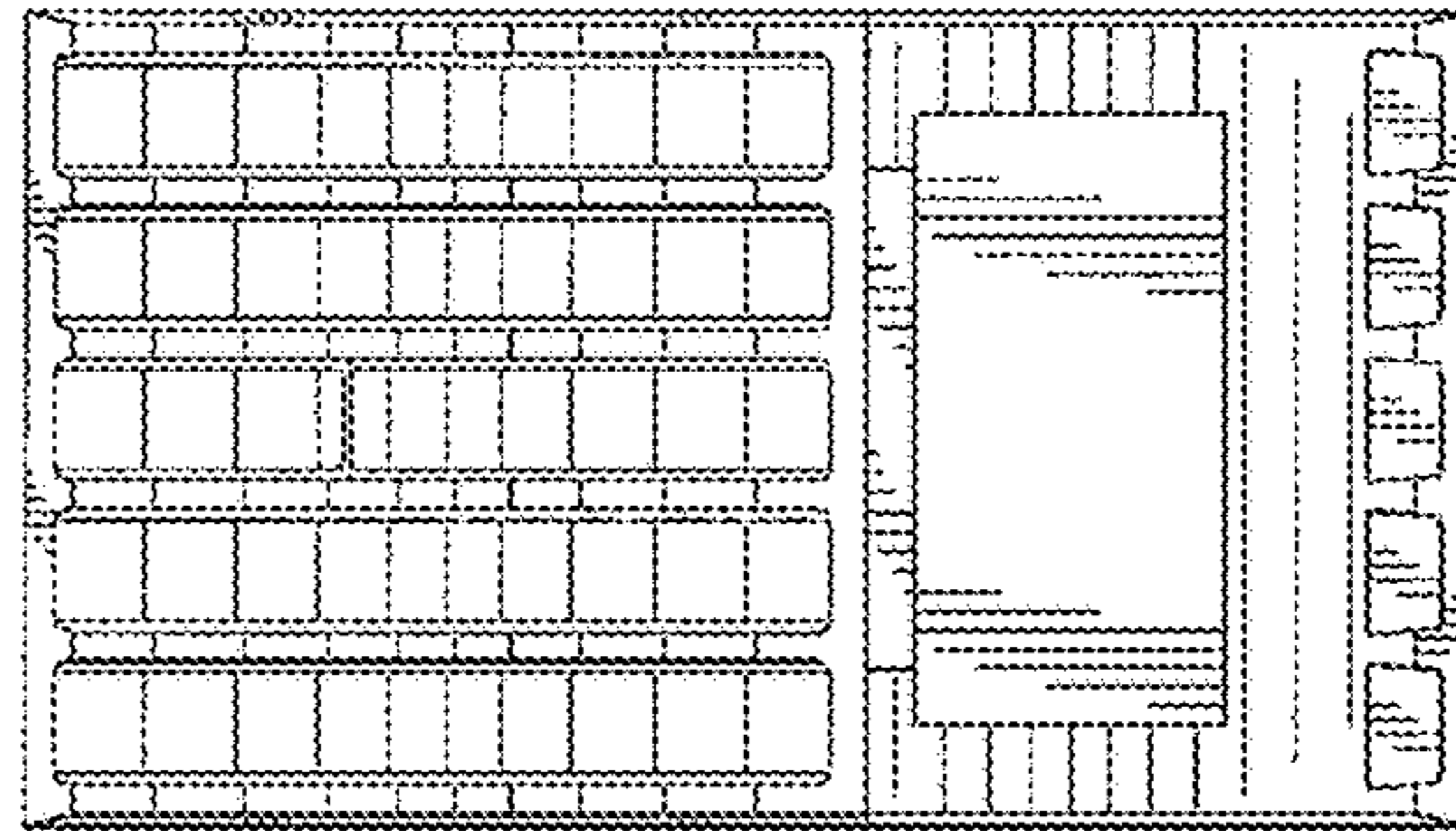
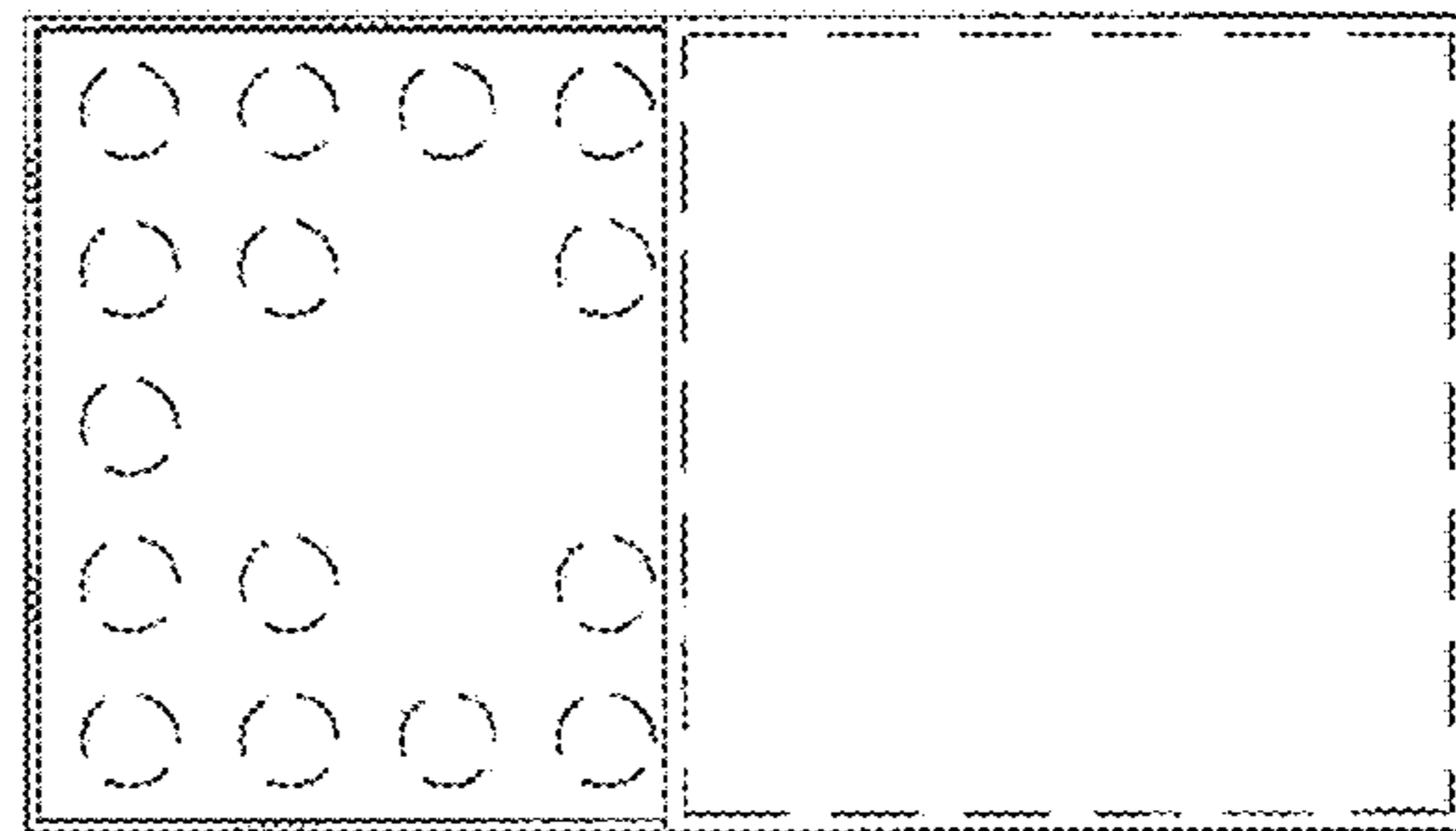


FIG. 6



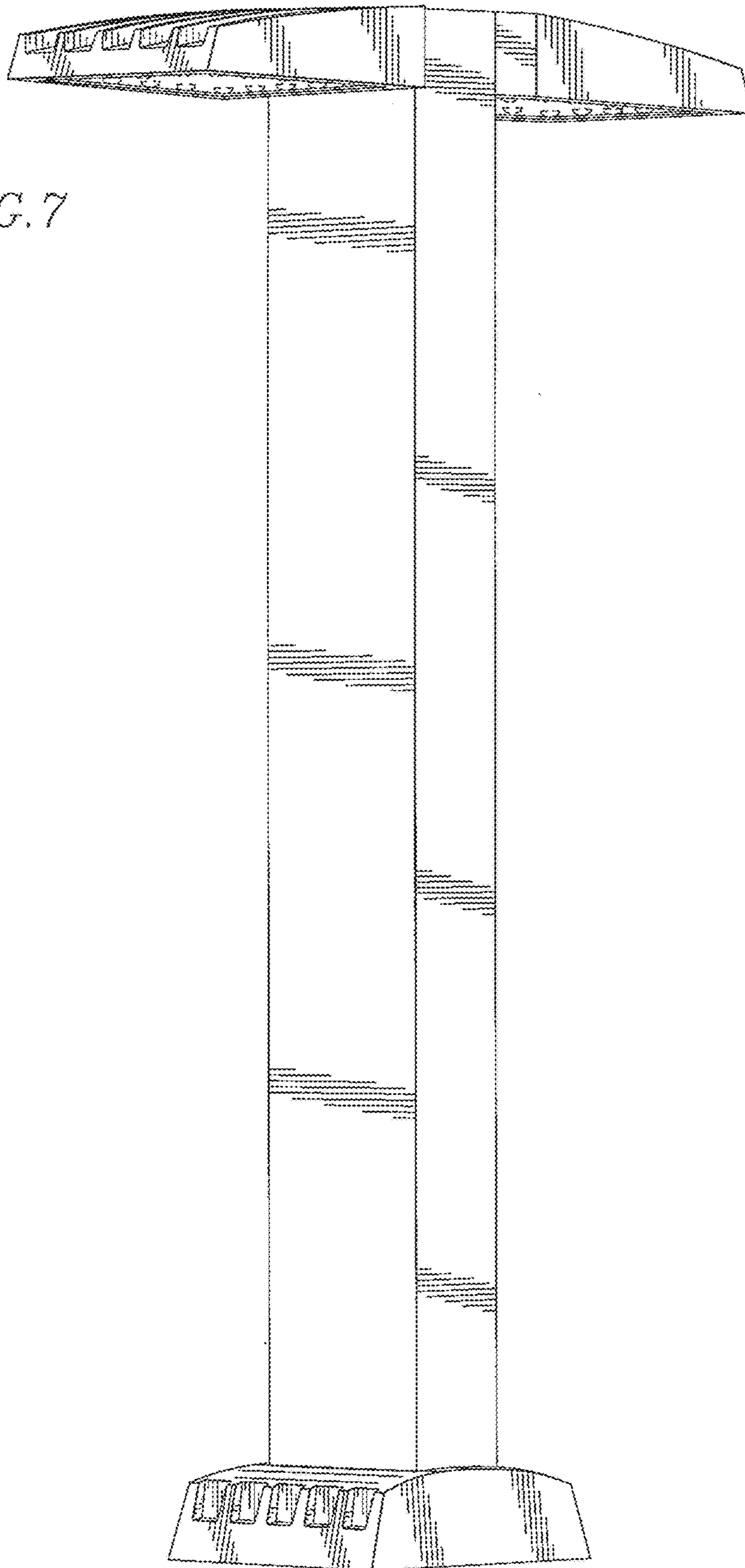


FIG. 7

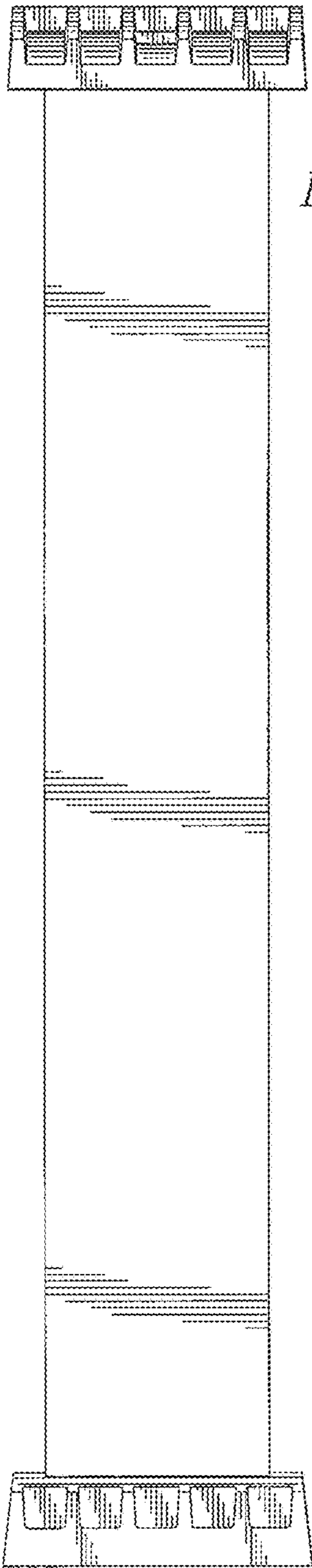


FIG. 8

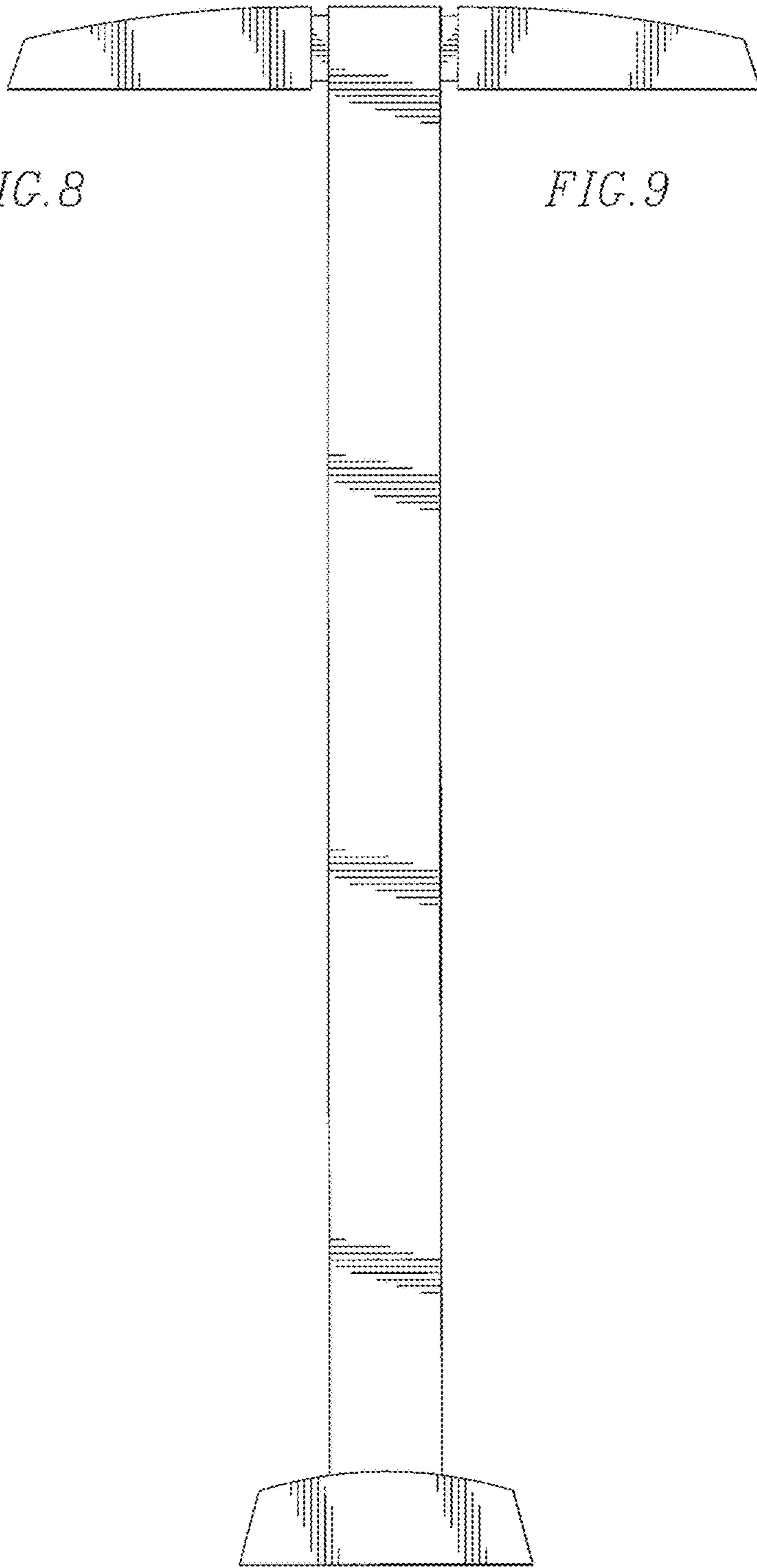


FIG. 9

FIG. 10




FIG. 11

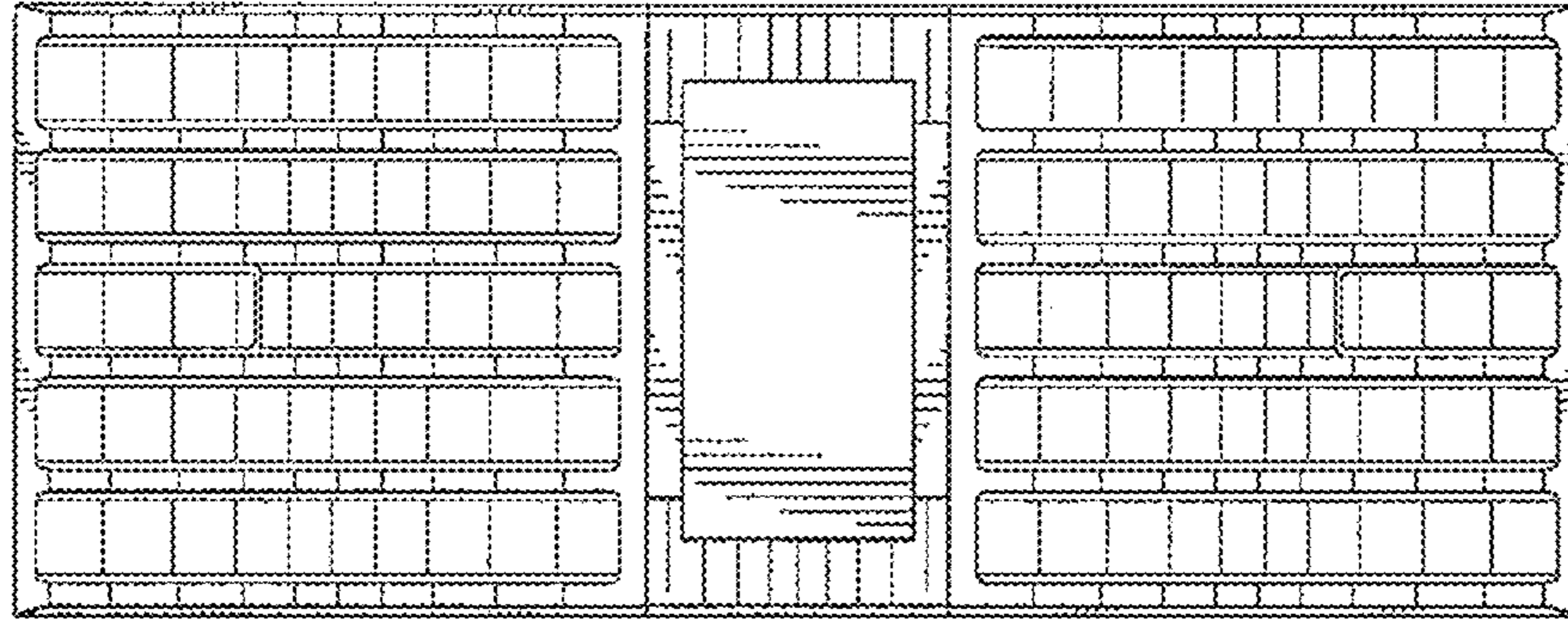


FIG. 12

