



US00D815315S

(12) **United States Design Patent**
Ralph et al.

(10) **Patent No.:** **US D815,315 S**
(45) **Date of Patent:** **** Apr. 10, 2018**

(54) **SLIDE CLIP WITH INTERNAL FLANGES**

(71) Applicant: **CLARKWESTERN DIETRICH BUILDING SYSTEMS LLC**, West Chester, OH (US)

(72) Inventors: **Gregory Scott Ralph**, Springboro, OH (US); **Gregg Allan Stahl**, Lebanon, OH (US); **Nagaraj Eshwar**, Mason, OH (US); **Thomas Jay Lawson**, West Chester, OH (US)

(73) Assignee: **Clarkwestern Dietrich Building Systems LLC**, West Chester, OH (US)

(**) Term: **15 Years**

(21) Appl. No.: **29/576,941**

(22) Filed: **Sep. 8, 2016**

(51) **LOC (11) Cl.** **25-01**

(52) **U.S. Cl.**
USPC **D25/199**

(58) **Field of Classification Search**
USPC D8/349, 354, 373, 380, 382; D25/61, D25/133, 199
CPC E04B 1/36; E04B 1/40; E04B 1/98; E04B 1/2403; E04B 1/4185; E04B 1/7616; E04B 2/58; E04B 2/88; E04B 2/96; E04B 2/766; E04B 2/767; E04B 2/768; E04B 2/7453; F16M 13/02; A47B 96/06; F16B 12/46

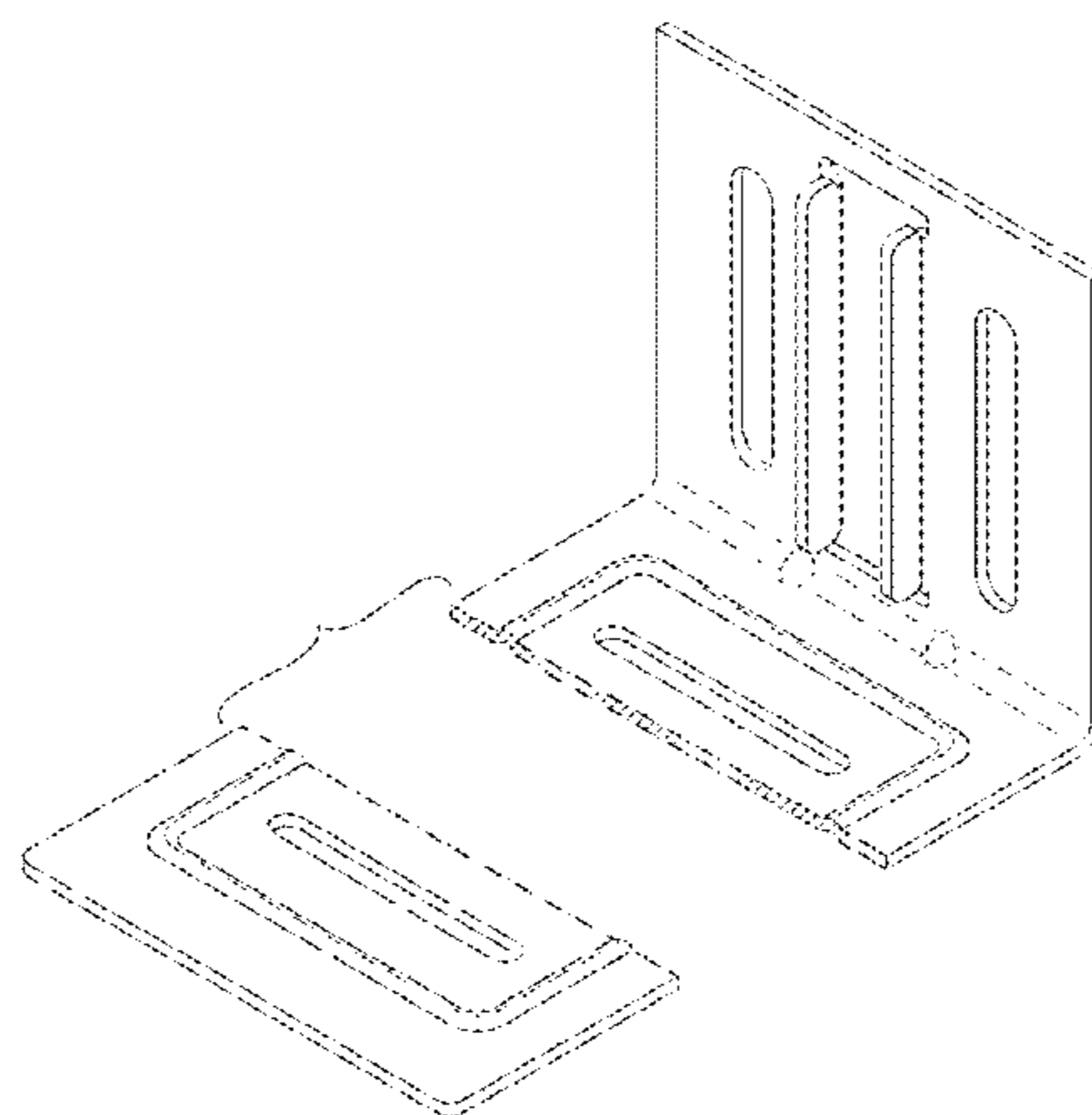
See application file for complete search history.

(56) **References Cited**

U.S. PATENT DOCUMENTS

2,235,761 A 3/1941 Goldsmith
2,365,478 A 12/1944 La Grotta
3,350,830 A 11/1967 Smith et al.
3,940,900 A 3/1976 Russo
4,022,415 A 5/1977 Roderick
4,131,221 A 12/1978 Yeager
4,263,764 A 4/1981 Wendt
4,363,459 A 12/1982 Holzer

D272,719 S 2/1984 Skjaeveland
4,709,517 A 12/1987 Mitchell
4,835,935 A 6/1989 Murphy
4,949,929 A * 8/1990 Kesselman A47B 96/06
248/220.1
5,169,062 A 12/1992 Baker
D339,735 S 9/1993 Brennan
5,392,579 A * 2/1995 Champagne E04D 1/34
52/520
5,392,581 A * 2/1995 Hatzinikolas E04B 1/4185
52/379
5,408,724 A 4/1995 Mullet
D360,571 S 7/1995 Perry
5,467,566 A 11/1995 Swartz et al.
D371,506 S 7/1996 Nofziger
D375,038 S 10/1996 Trevorrow
5,572,844 A 11/1996 Stackenwalt et al.
5,664,392 A * 9/1997 Mucha E04B 2/96
248/262
5,664,754 A 9/1997 Gaenslen
5,671,580 A 9/1997 Chou
5,718,533 A 2/1998 Mullet
5,720,571 A * 2/1998 Frobosilo E04B 2/96
403/2
5,779,206 A 7/1998 Harris
D400,081 S 10/1998 Ibaragi
5,846,018 A * 12/1998 Frobosilo E04B 2/96
403/2
5,876,006 A 3/1999 Sharp et al.
5,904,023 A 5/1999 diGirolamo et al.
5,906,080 A * 5/1999 diGirolamo E04B 2/7453
411/546
D414,398 S 9/1999 Benz et al.
D420,565 S 2/2000 Griffiths
D432,901 S * 10/2000 McDonald D8/354
6,213,679 B1 * 4/2001 Frobosilo E04B 2/82
403/14
D442,471 S * 5/2001 Willett D8/354
D451,786 S 12/2001 Wyatt
6,508,447 B1 1/2003 Catani et al.
6,612,087 B2 9/2003 diGirolamo et al.
6,688,069 B2 2/2004 Zadeh
6,792,733 B2 9/2004 Wheeler et al.
7,104,024 B1 9/2006 diGirolamo et al.
D530,191 S * 10/2006 Taylor D25/199
7,174,690 B2 2/2007 Zadeh
7,299,593 B1 11/2007 diGirolamo et al.
D569,232 S 5/2008 Yoshida
7,478,508 B2 1/2009 Peterson
7,533,508 B1 5/2009 diGirolamo et al.
D621,692 S 8/2010 Clarke
D628,539 S 12/2010 Tezak et al.
D630,346 S * 1/2011 Horta D25/199



D644,503	S	*	9/2011	Crane	D8/354
D652,951	S		1/2012	Crane et al.		
8,181,419	B1		5/2012	diGirolamo		
D663,020	S		7/2012	Purnell		
D663,190	S		7/2012	Mota et al.		
D667,288	S	*	9/2012	Preda	D8/354
D667,289	S	*	9/2012	Preda	D8/354
8,387,321	B2		3/2013	diGirolamo et al.		
8,511,032	B2		8/2013	Abdel-Rahman et al.		
8,555,592	B2	*	10/2013	Daudet	E04B 1/2403 52/489.1
D692,746	S		11/2013	Lawson et al.		
8,615,942	B2		12/2013	LaFreniere		
8,683,770	B2		4/2014	DiGirolamo et al.		
8,950,151	B2		2/2015	Strickland et al.		
9,010,070	B2		4/2015	Darr, III et al.		
D729,611	S		5/2015	Schmidt		
D730,545	S	*	5/2015	Stauffer	D25/133
D731,876	S		6/2015	Di Stefano		
D732,708	S	*	6/2015	Stauffer	D25/133
D740,108	S		10/2015	Di Stefano		
9,234,344	B2	*	1/2016	Hatzinikolas	E04B 1/94
9,255,403	B1		2/2016	Lehane et al.		
D751,222	S		3/2016	Darr, III et al.		
D751,733	S		3/2016	Darr, III et al.		
D753,638	S		4/2016	Tatem et al.		
D766,701	S		9/2016	Snell		
D769,698	S		10/2016	Oltrogge		
D774,874	S		12/2016	Wentzel et al.		
9,663,948	B2		5/2017	Lehane et al.		
2002/0023405	A1	*	2/2002	Zadeh	E04B 1/2403 52/714
2005/0279901	A1		12/2005	McCoy et al.		
2006/0096192	A1		5/2006	Daudet		
2008/0163581	A1		7/2008	Greth		
2009/0193750	A1		8/2009	Klima		
2010/0126103	A1	*	5/2010	diGirolamo	E04B 2/58 52/655.1
2012/0247059	A1	*	10/2012	Daudet	E04B 1/2403 52/705
2015/0308098	A1	*	10/2015	Tessadori	E04F 13/0807 52/698
2017/0204599	A1	*	7/2017	Daudet	E04B 1/2403

FOREIGN PATENT DOCUMENTS

CA	2165643	A1	6/1996
CA	2243897	A1	2/1999
CA	2217076	A1	4/1999
CA	2260554	A1	7/1999
CA	2463747	C	1/2011
CA	2830677	A1	10/2012
CA	2940128	A1	10/2012
CN	303539282	*	1/2016
JP	D1330583	*	5/2008
WO	WO 2010/009727	A1	1/2010
WO	WO 2016/028500	A1	2/2016

OTHER PUBLICATIONS

<https://www.youtube.com/watch?v=c0V0p1odJQ8> Posted Feb. 3, 2017 (Year: 2017).*

<https://www.steelnetwork.com/Product/DriftTrakDTSL> Available Apr. 1, 2016 (Year: 2016).*

U.S. Office Action, Notice of Allowance, dated Sep. 12, 2017 for U.S. Appl. No. 29/576,969, 7 pgs.

U.S. Office Action, Notice of Allowance, dated Sep. 18, 2017 for U.S. Appl. No. 29/576,961, 7 pgs.

Curtainwall Deflection Solutions, Super Stud Building Products, Inc., Brochure, 2001, 24 pgs.

DESC—Exterior Head-of-Wall Drift Clip, SCAFCO Steel Stud Company, Jun. 26, 2016, downloaded from <http://www.scafco.com/steel/products/deflection-clips/desc-exterior-head-of-wall-multi-drift-clip>, 2 pgs.

DISC—Interior Head-of-Wall Drift Clip, SCAFCO Steel Stud Company, Jun. 26, 2016, downloaded from <http://scafco.com/steel/products/deflection-clips/disc-interior-head-of-wall-multi-drift-clip>, 2 pgs.

DPLC2—Bypass Slab Drift Clip, SCAFCO Steel Stud Company, Jun. 16, 2016, downloaded from <http://www.scafco.com/steel/products/deflection-clips/dplc2-bypass-slab-drift-strut>, 2 pgs.

Drift-Clip Bypass Framing Connector, Tech Sheet, Simpson Strong-Tie Company, Inc., May 2016, 2 pgs.

DriftTrak® DTSL, Tech Sheet, The Steel Network, Inc. (TSN), 2012, downloaded Jul. 6, 2017 from <https://web.archive.org/web/20121008023139/http://www.steelnetwork.com/product/drift-trakdtsl>, 2 pg.

DriftTrak® DTSLB, Tech Sheet, The Steel Network, Inc. (TSN), 2012, downloaded Jul. 6, 2017 from <https://web.archive.org/web/20121008022926/http://www.steelnetwork.com/product/drift-trakdtslb>, 3 pgs.

DWSC Slide Clips, FrameRite Connectors, Marino Ware, Jun. 16, 2016, downloaded from <http://www.marnioware.com/Products/frameriteConn.asp?prod=5>, 1 pg.

PLC4—Bypass Slab Slide Clip, SCAFCO Steel Stud Company, Jun. 7, 2017, downloaded from <http://www.scafco.com/steel/products/deflection-clips/plc4-bypass-slide-clip>, 2 pgs.

SCHA Slide-Clip Connectors for Horizontal Anchorage, Tech Sheet, Simpson Strong-Tie Company, Inc., Jan. 2016, 4 pgs.

SCW Head-of-Wall Slide-Clip Connectors, Submittal/Substitution Technical Information, Simpson Strong-Tie Company, Inc., Aug. 2016, 1 pg.

VertiClip® SLD, Interior Head of Wall, The Steel Network, Inc., Tech Sheet, Catalog pp. 11-12, 2016, downloaded from <https://www.steelnetwork.com/Product/VertiClipSLD>, 2 pgs.

Design U.S. Appl. No. 29/576,925, filed Sep. 8, 2016, Ralph et al.

Design U.S. Appl. No. 29/576,930, filed Sep. 8, 2016, Ralph et al.

Design U.S. Appl. No. 29/576,955, filed Sep. 8, 2016, Ralph et al.

Design U.S. Appl. No. 29/576,961, filed Sep. 8, 2016, Ralph et al.

Design U.S. Appl. No. 29/576,969, filed Sep. 8, 2016, Ralph et al.

* cited by examiner

Primary Examiner — Susan Bennett Hattan
Assistant Examiner — Leanne Was-Englehart
 (74) *Attorney, Agent, or Firm* — Frost Brown Todd, LLC

(57) CLAIM

The ornamental design for a slide clip with internal flanges, as shown and described.

DESCRIPTION

FIG. 1 is a top perspective view of a slide clip with internal flanges, showing our new design;

FIG. 2 is a bottom perspective thereof;

FIG. 3 is a front elevational view thereof;

FIG. 4 is a back elevational view thereof;

FIG. 5 is a left elevational view thereof;

FIG. 6 is a right elevational view thereof;

FIG. 7 is a top plan view thereof;

FIG. 8 is a bottom plan view thereof; and,

FIG. 9 is a perspective assembly view of the slide clip with internal flanges of FIG. 1 installed in an exemplary building structure.

The slide clip with internal flanges is shown with a symbolic break in its length of one of the plates. The symbolic break lines are depicted using brackets and dot-dash lines. The appearance of any portion of the slide clip with internal flanges between the break lines forms no part of the claimed design. The stiffeners shown in dashed lines in FIGS. 1-9 and the fasteners and building structure shown in dashed lines in FIG. 9 are unclaimed subject matter, and form no part of the claimed design.

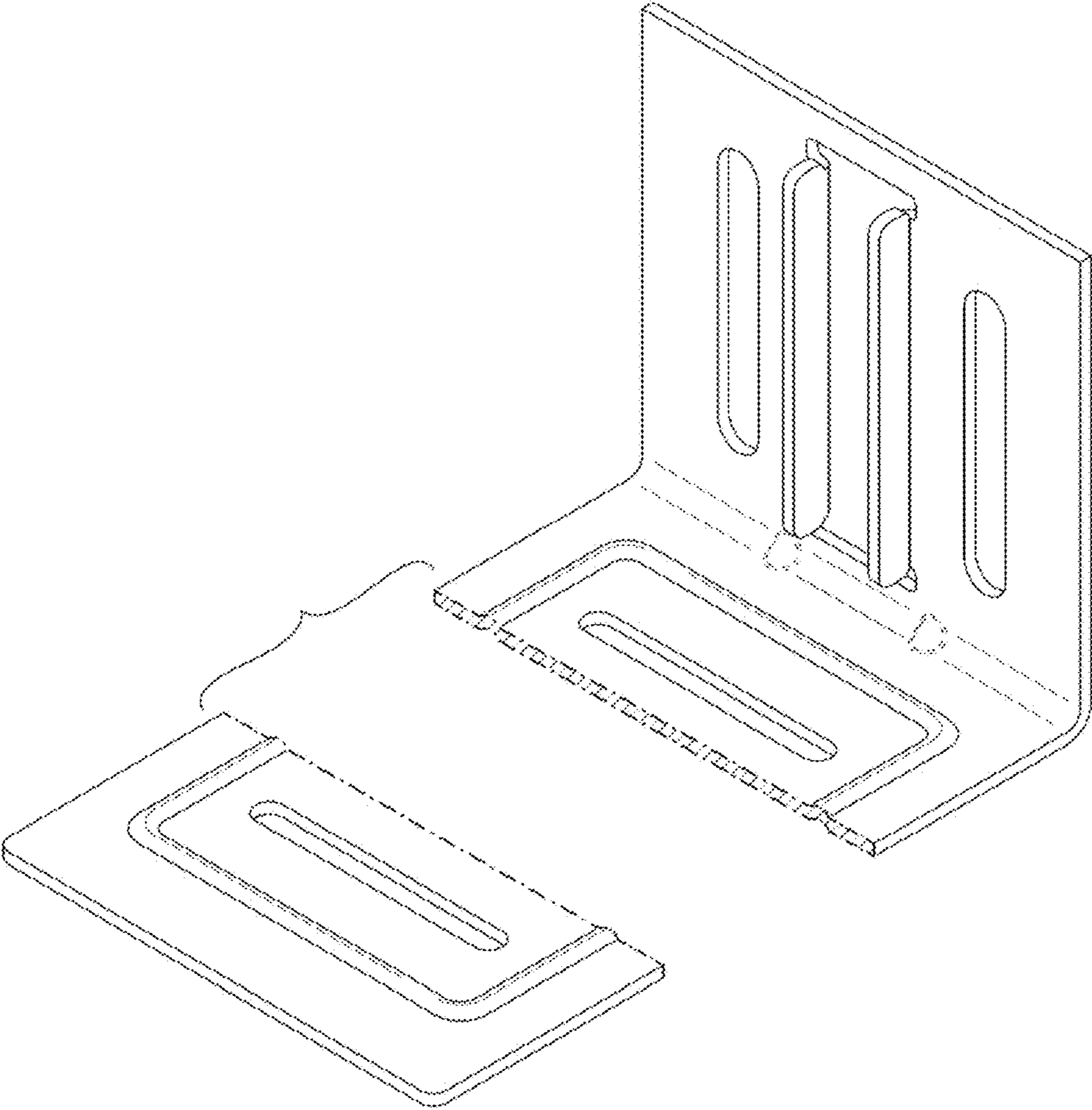


FIG. 1

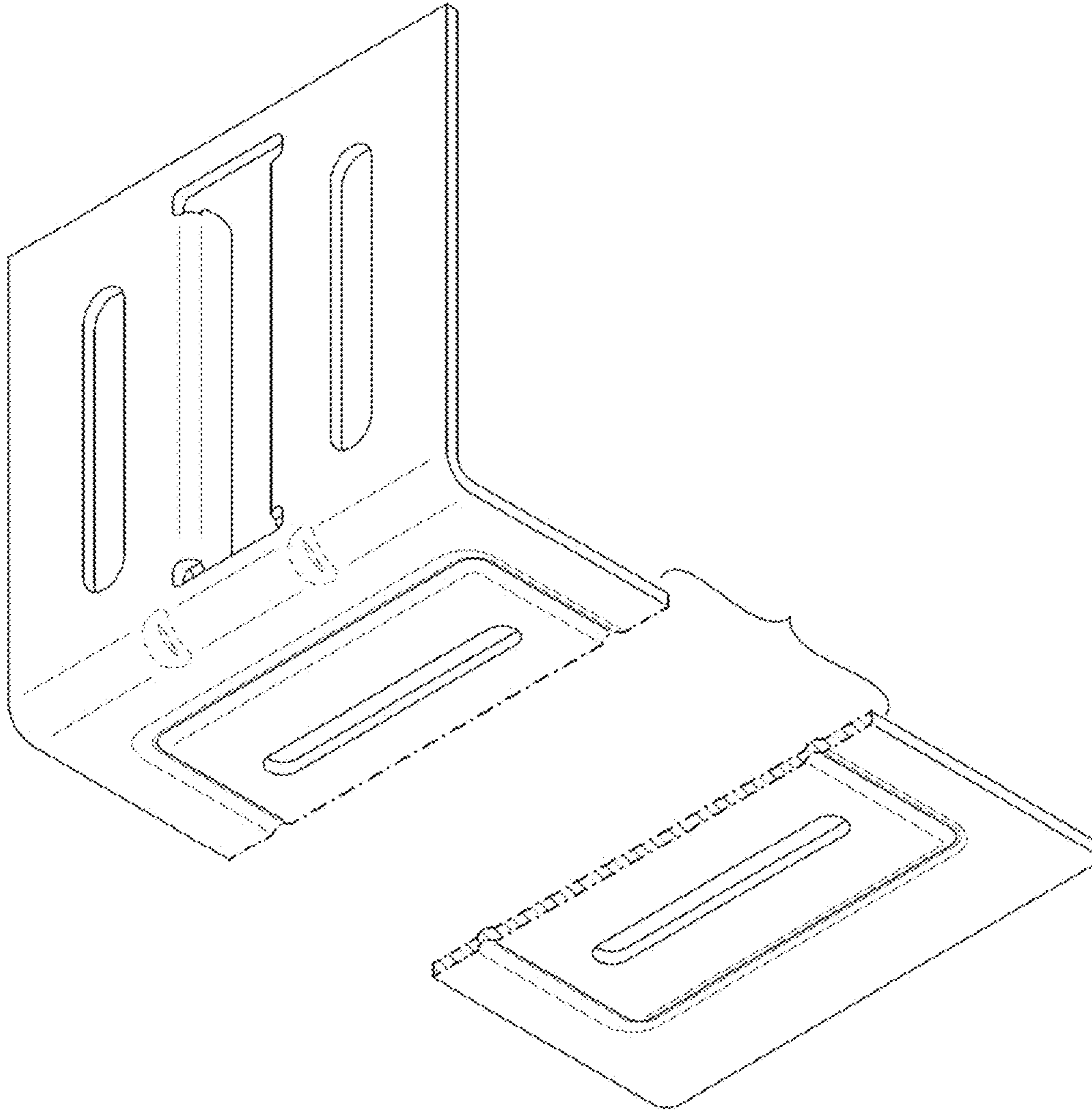


FIG. 2

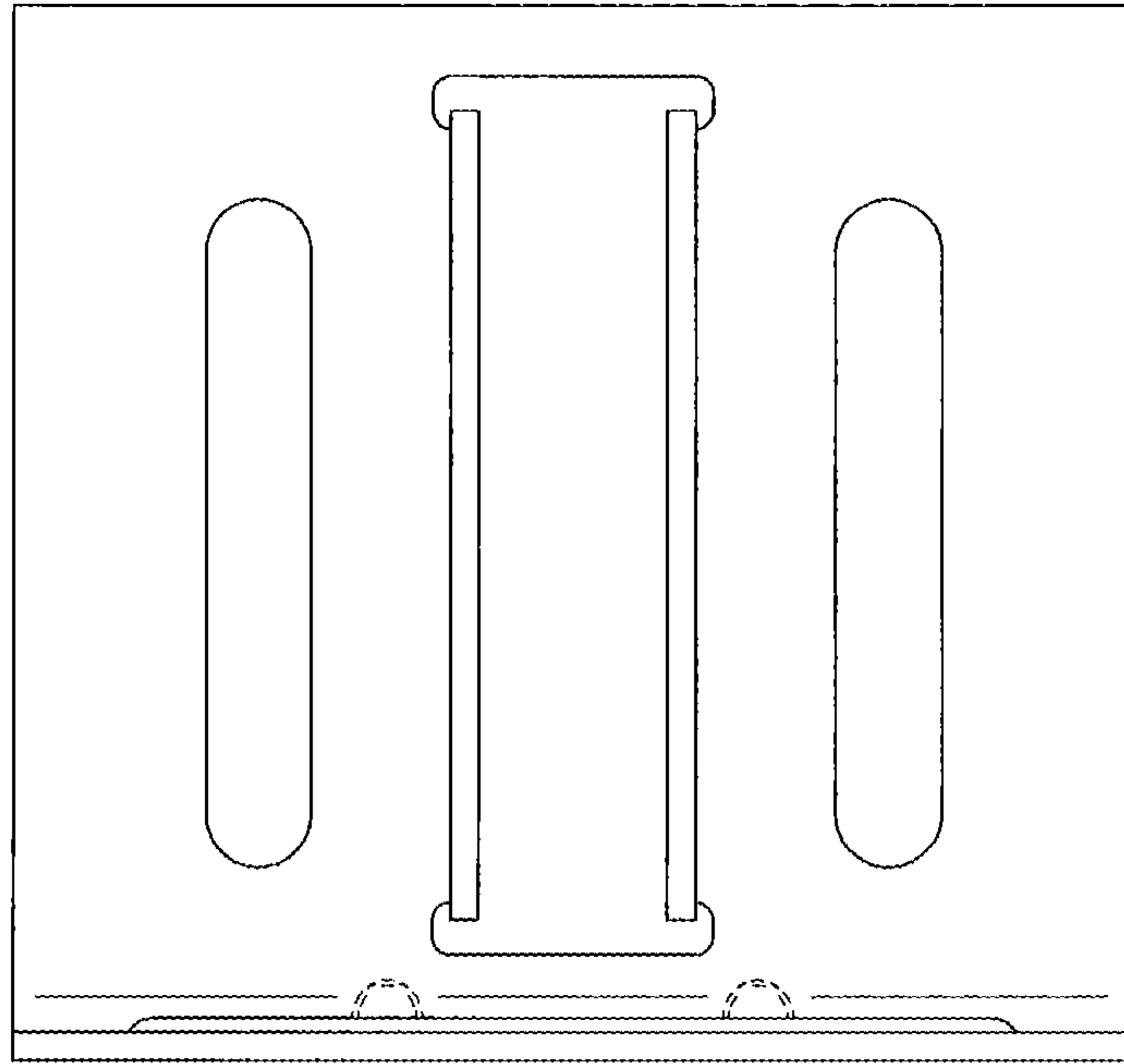


FIG. 3

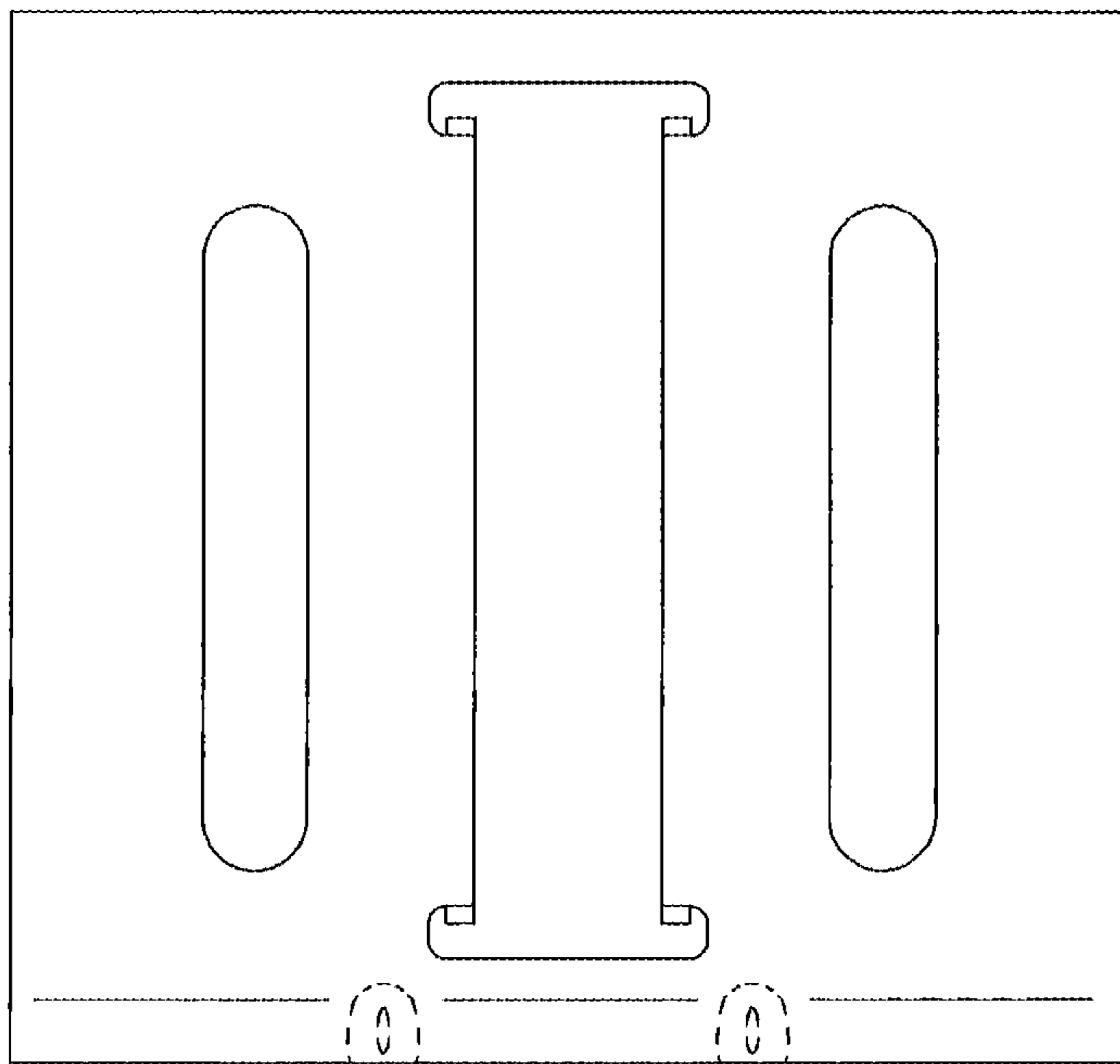


FIG. 4

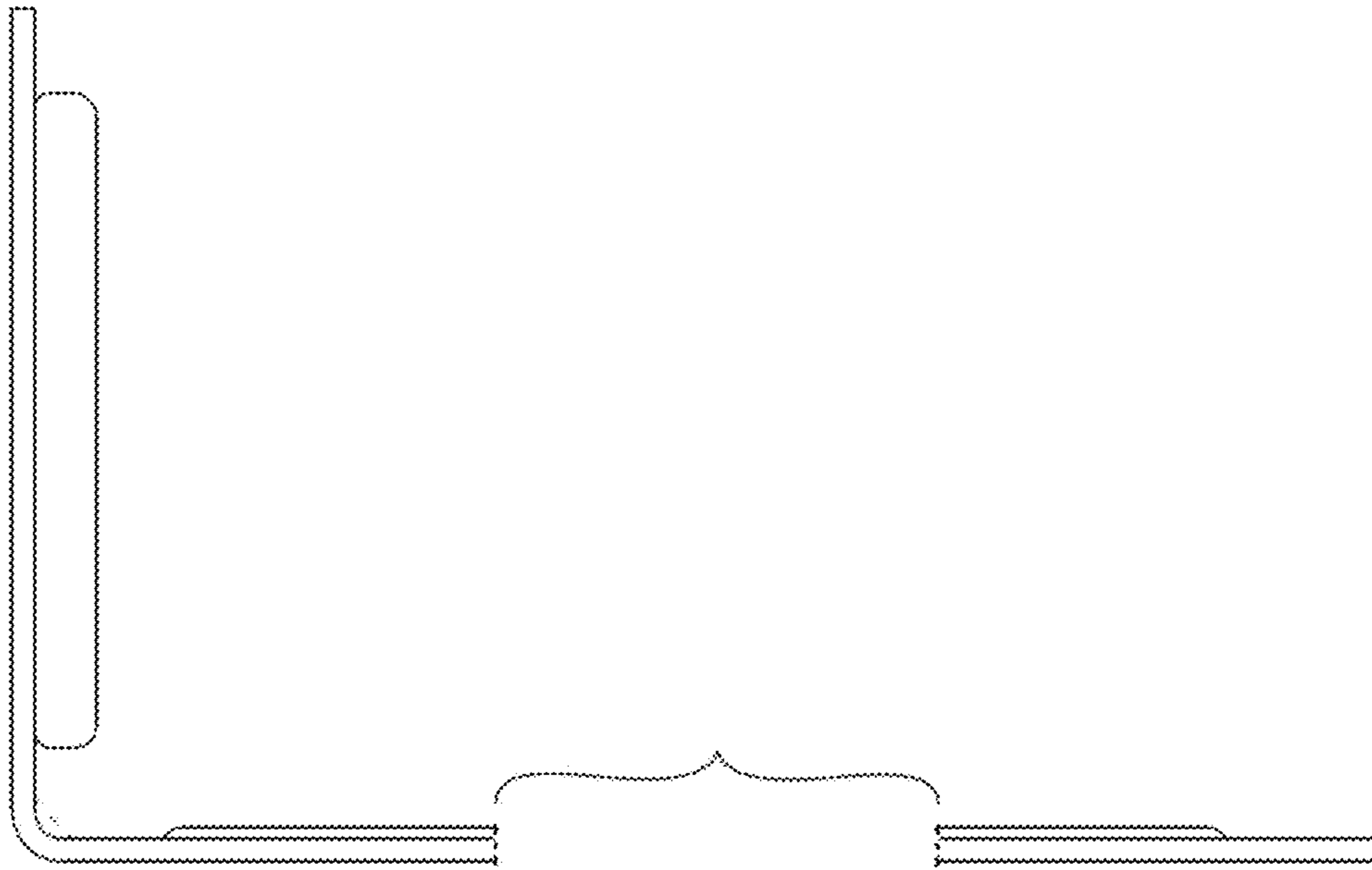


FIG. 5

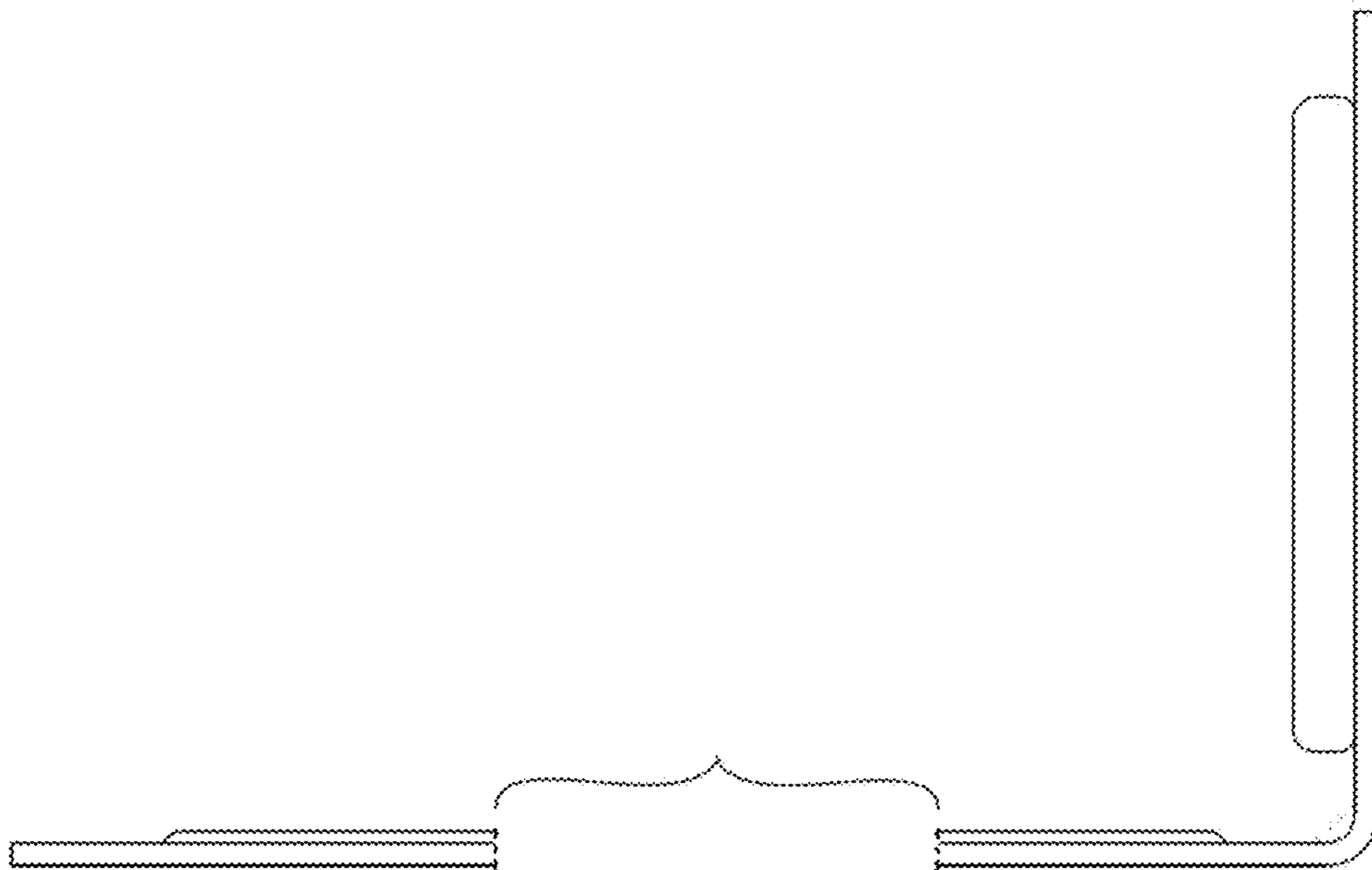


FIG. 6




FIG. 7




FIG. 8

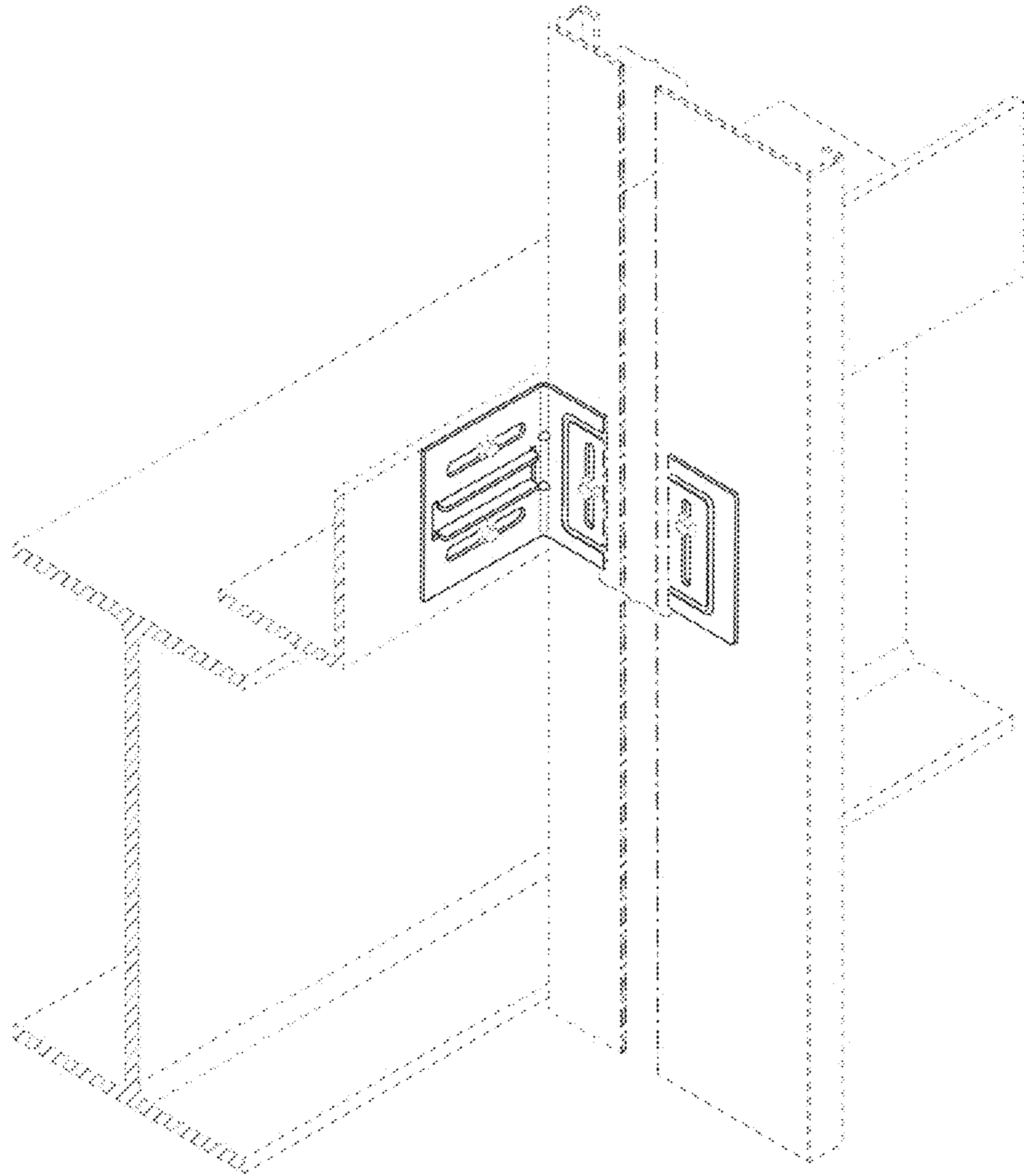


FIG. 9