



US00D815265S

(12) **United States Design Patent**
Seifert

(10) **Patent No.:** **US D815,265 S**

(45) **Date of Patent:** **** Apr. 10, 2018**

(54) **AIR CONDITIONING APPARATUS**

(71) Applicant: **Seifert mtm Systems (Malta) Ltd.**,
Birzebbuga (MT)

(72) Inventor: **Michael Seifert**, Madliena (MT)

(73) Assignee: **Seifert mtm Systems (Malta) Ltd.**,
Birzebbuga (MT)

(**) Term: **15 Years**

(21) Appl. No.: **29/583,793**

(22) Filed: **Nov. 9, 2016**

(51) **LOC (11) Cl.** **23-04**

(52) **U.S. Cl.**
USPC **D23/351**

(58) **Field of Classification Search**
USPC D23/333, 335, 341, 342, 351, 353, 354,
D23/355, 356, 359, 364, 365, 370, 385,
D23/386, 388, 393
CPC F24F 1/00; F24F 1/0007; F24F 1/02; F24F
1/08; F24F 1/42; F24F 1/56; F24F 1/60;
F24F 3/044; F24F 3/048; F24F 3/16;
F24F 7/00; F24F 7/04; F24F 12/001;
F24F 12/006
See application file for complete search history.

(56) **References Cited**

U.S. PATENT DOCUMENTS

D339,632 S * 9/1993 Immel D23/351
D454,187 S * 3/2002 Wang D23/351

D558,864 S * 1/2008 Yoo D23/351
D558,865 S * 1/2008 Yoo D23/351
D566,820 S * 4/2008 Kim D23/351
D605,744 S * 12/2009 Braun D23/351
D627,043 S * 11/2010 Tanaka D23/351
D657,032 S * 4/2012 Chouji D23/351
D770,024 S * 10/2016 Nakai D23/351
D777,893 S * 1/2017 Kato D23/351
D777,894 S * 1/2017 Kato D23/351
D796,018 S * 8/2017 Kusuki D23/351

* cited by examiner

Primary Examiner — George D. Kirschbaum

Assistant Examiner — Natasha Vujcic

(74) *Attorney, Agent, or Firm* — Bodner & O'Rourke,
LLP; Gerald T. Bodner; Christian P. Bodner

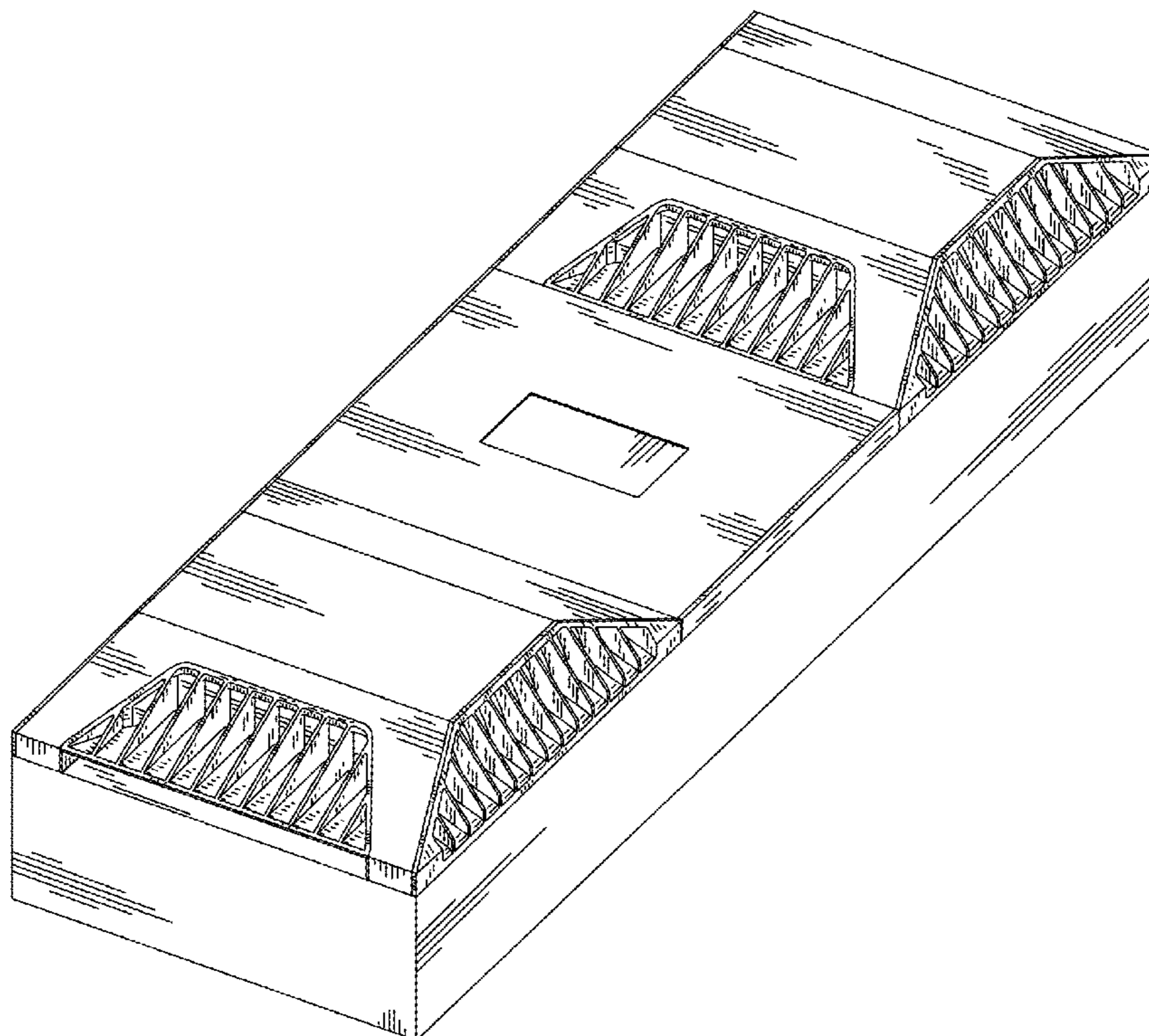
(57) **CLAIM**

The ornamental design for an air conditioning apparatus, as shown and described.

DESCRIPTION

FIG. 1 is a top left side perspective view of an air conditioning apparatus showing my new design;
FIG. 2 is a front elevational view thereof;
FIG. 3 is a rear elevational view thereof;
FIG. 4 is a left side elevational view thereof;
FIG. 5 is a right side elevational view thereof;
FIG. 6 is a top plan view thereof; and,
FIG. 7 is a bottom plan view thereof.

1 Claim, 7 Drawing Sheets






FIG. 1

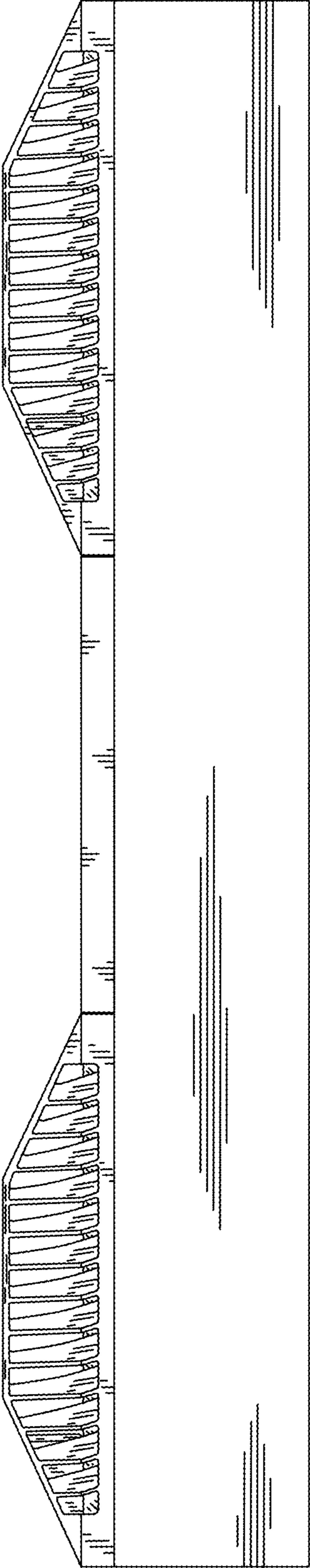


FIG. 2

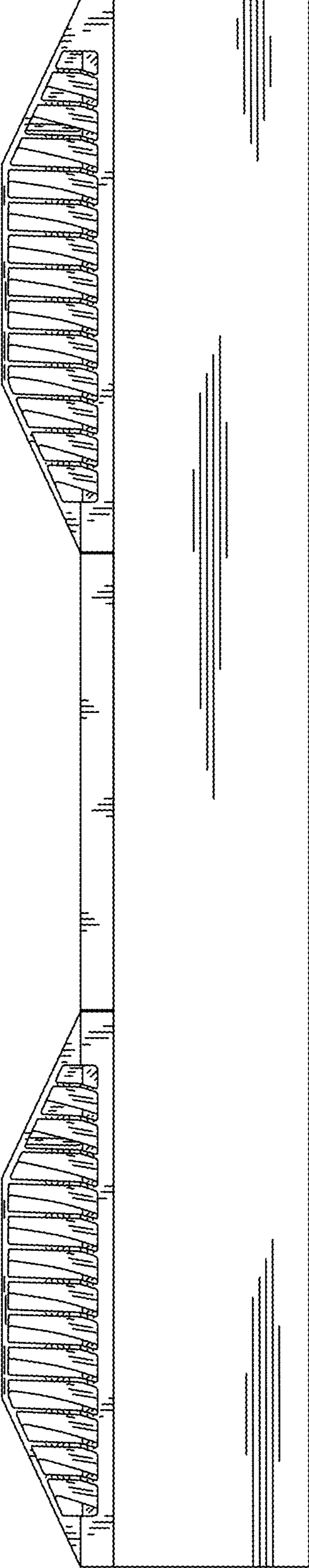


FIG. 3

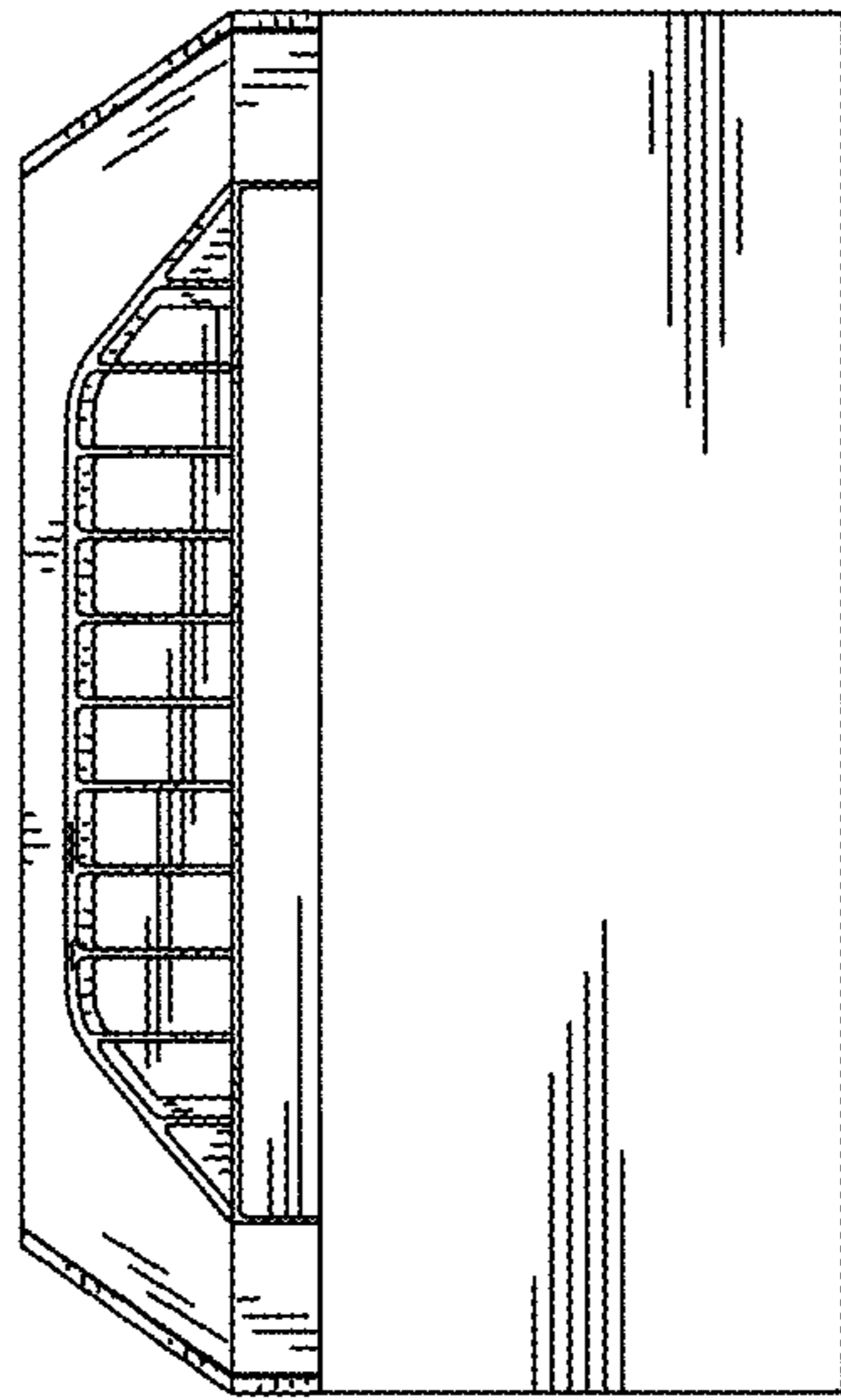


FIG. 4




FIG. 5

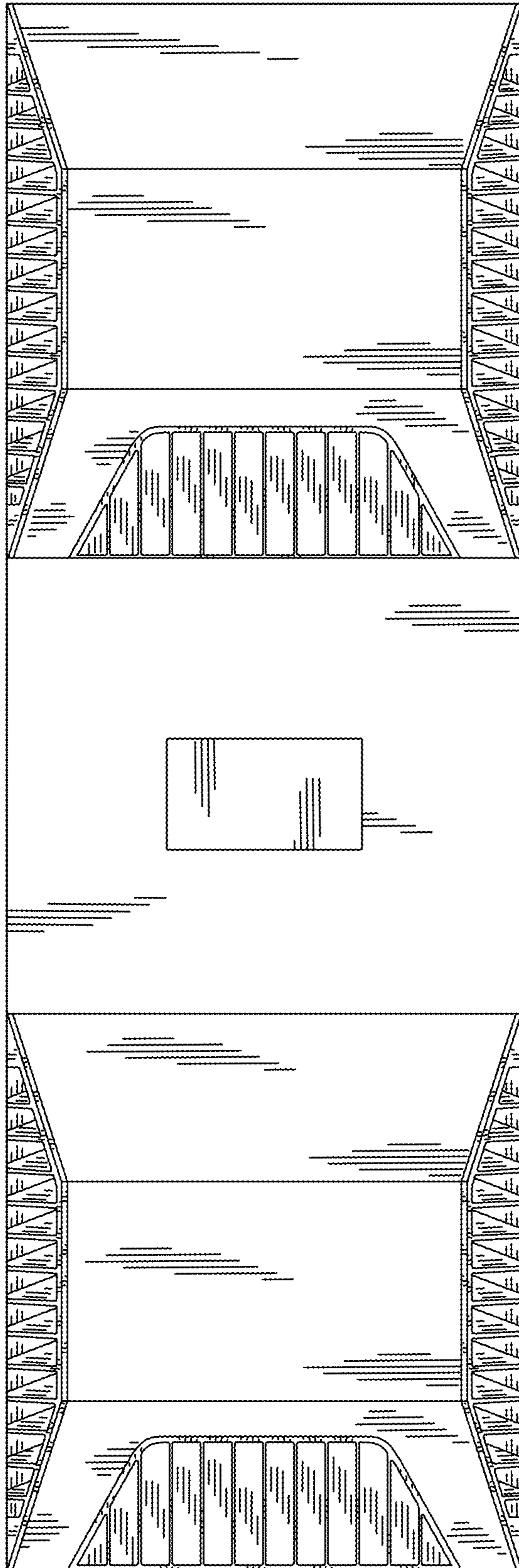


FIG. 6




FIG. 7