



US00D815230S

(12) **United States Design Patent**
Aguilo et al.

(10) **Patent No.:** **US D815,230 S**
(45) **Date of Patent:** **** Apr. 10, 2018**

(54) **FIN ADAPTER FOR WATER CRAFT**

(71) Applicants: **David Enrique Aguilo**, Encinitas, CA
(US); **Julian Ganguli**, Carlsbad, CA
(US)

(72) Inventors: **David Enrique Aguilo**, Encinitas, CA
(US); **Julian Ganguli**, Carlsbad, CA
(US)

(**) Term: **15 Years**

(21) Appl. No.: **29/570,876**

(22) Filed: **Jul. 12, 2016**

(51) **LOC (11) Cl.** **21-02**

(52) **U.S. Cl.**
USPC **D21/771**

(58) **Field of Classification Search**
USPC D21/684-685, 760-761, 765-766,
D21/768-777, 778; D12/5, 6, 316
CPC B63B 35/79; B63B 35/73; B63B 1/00
See application file for complete search history.

(56) **References Cited**

U.S. PATENT DOCUMENTS

6,793,548 B2 * 9/2004 Jolly B63B 35/793
441/79
7,025,645 B1 * 4/2006 Hsieh B63B 35/793
441/79

7,285,031 B2 * 10/2007 Mair B63B 35/793
114/140
D621,464 S * 8/2010 Durante D21/771
D635,630 S * 4/2011 Durante D21/771
D660,393 S * 5/2012 Bradley D21/771
D663,000 S * 7/2012 Trotter D21/771
D755,320 S * 5/2016 Aguilo D21/771

* cited by examiner

Primary Examiner — Zenia Bennett

(57) **CLAIM**

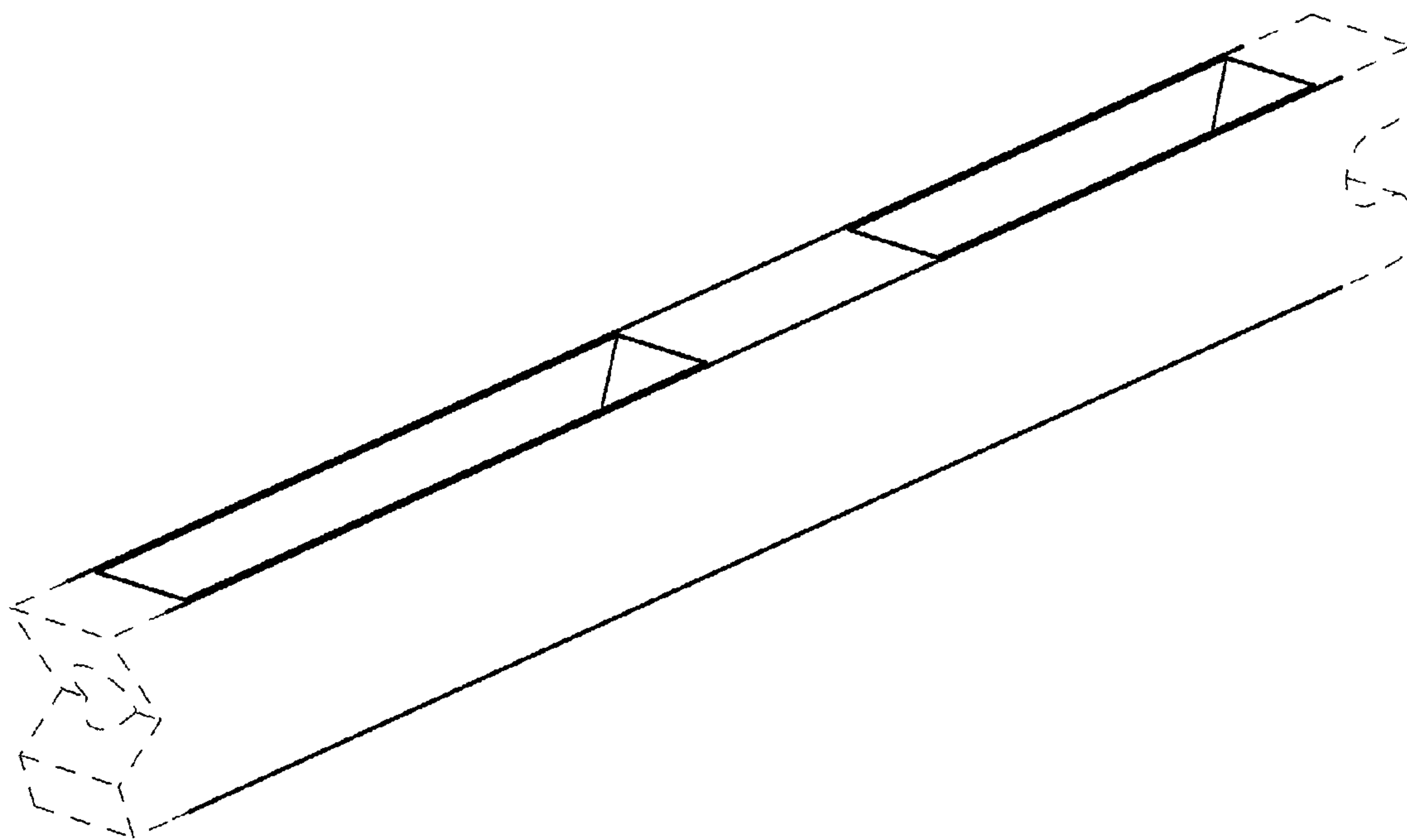
The ornamental design for a fin adapter for water craft, as shown and described.

DESCRIPTION

FIG. 1 is a front left side perspective view of a fin adapter for water craft showing our new design;
FIG. 2 is a bottom left side perspective view of the embodiment of our new design;
FIG. 3 is a left side view of the embodiment of our new design;
FIG. 4 is a front view of the embodiment of our new design;
FIG. 5 is a top view of the embodiment of our new design;
FIG. 6 is a rear view of the embodiment of our new design;
and,
FIG. 7 is a bottom view of the embodiment of our new design.

The broken lines in the drawing are for illustrative purposes only and form no part of the claimed design.

1 Claim, 7 Drawing Sheets



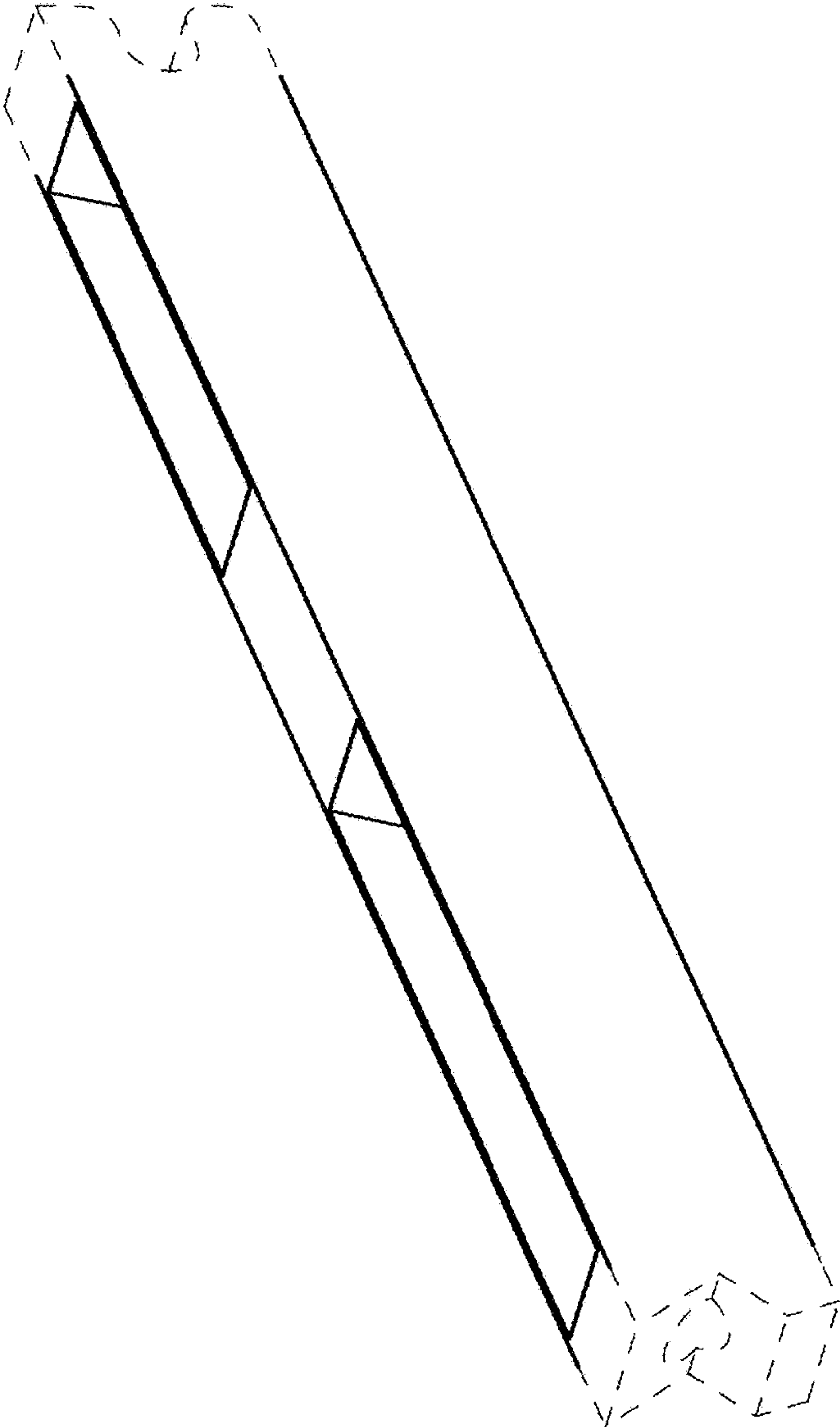


FIGURE 1

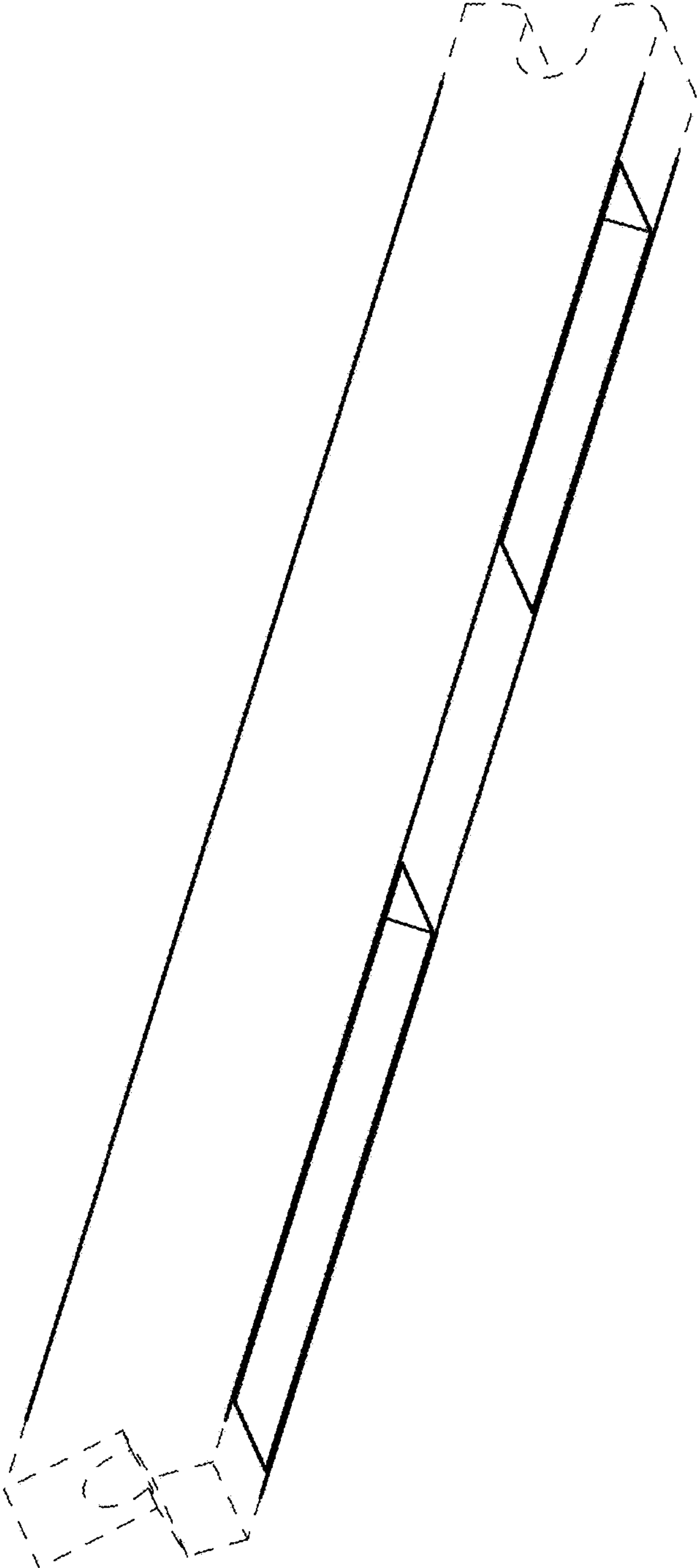


FIGURE 2




FIGURE 3

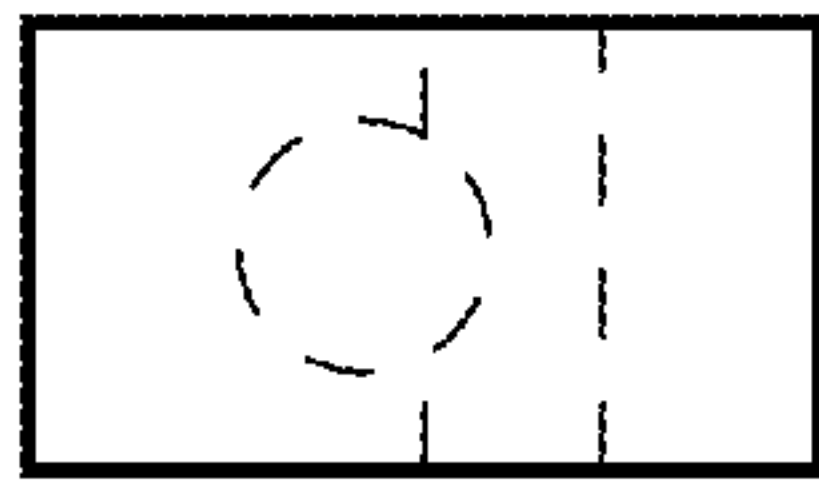


FIGURE 4

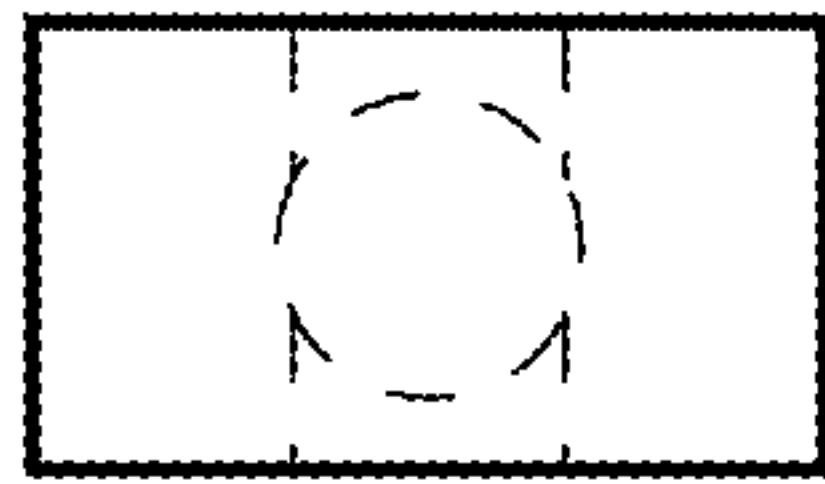


FIGURE 5




FIGURE 6



FIGURE 7