



US00D815181S

(12) **United States Design Patent** (10) **Patent No.:** **US D815,181 S**
Ahman et al. (45) **Date of Patent:** **** Apr. 10, 2018**

(54) **CAMERA EQUIPPED NETWORK DOOR STATION**

FOREIGN PATENT DOCUMENTS

EM 002708909-0001 5/2015
EM 002708909-0002 5/2015

(71) Applicant: **AXIS AB**, Lund (SE)

OTHER PUBLICATIONS

(72) Inventors: **Daniel Ahman**, Lomma (SE); **Morten Bergstrom**, Lund (SE); **Mathias Walter**, Arlov (SE); **Jenny Ekdahl**, Malmo (SE); **Ola Nystedt**, Malmo (SE); **Joel Herslow**, Malmo (SE); **Karl Hill**, Loddekopinge (SE); **Vasilios Spiropoulos**, Sodra Sandby (SE); **Magnus Therestrom**, Malmo (SE)

AXIS A8004-VE Network Video Door Station, published on Apr. 13, 2015 via YouTube, <https://www.youtube.com/watch?v=rwR9XIOMAYE&feature=youtu.be>.

Primary Examiner — Philip S Hyder
Assistant Examiner — Ramzi Almatrahi
(74) *Attorney, Agent, or Firm* — Volpe and Koenig, P.C.

(73) Assignee: **AXIS AB**, Lund (SE)

(57) **CLAIM**

(**) Term: **15 Years**

The ornamental design for a camera equipped network door station, as shown and described.

(21) Appl. No.: **29/596,922**

DESCRIPTION

(22) Filed: **Mar. 13, 2017**

FIG. 1 is a front perspective view of a first embodiment of a camera equipped network door station in accordance with our design;
FIG. 2 is a front elevational view thereof;
FIG. 3 is a right side elevational view thereof;
FIG. 4 is a left side elevational view thereof;
FIG. 5 is a rear elevational view thereof;
FIG. 6 is a bottom plan view thereof;
FIG. 7 is a top plan view thereof;
FIG. 8 is a front perspective view of a second embodiment of a camera equipped network door station in accordance with our design;
FIG. 9 is a right side elevational view thereof;
FIG. 10 is a front elevational view thereof;
FIG. 11 is a left side elevational view thereof;
FIG. 12 is a rear elevational view thereof;
FIG. 13 is a bottom plan view thereof; and,
FIG. 14 is a top plan view thereof.
The broken lines depict portions of the camera equipped network door station in which the design is embodied that form no part of the claimed design.

(30) **Foreign Application Priority Data**

Sep. 15, 2016 (EM) 003379932

(51) **LOC (11) Cl.** **16-05**

(52) **U.S. Cl.**
USPC **D16/219; D16/203**

(58) **Field of Classification Search**
USPC D16/200, 202–206, 218, 219, 242;
348/143, 148, 151, 373–376; 396/419,
396/427, 535, 539–541

(Continued)

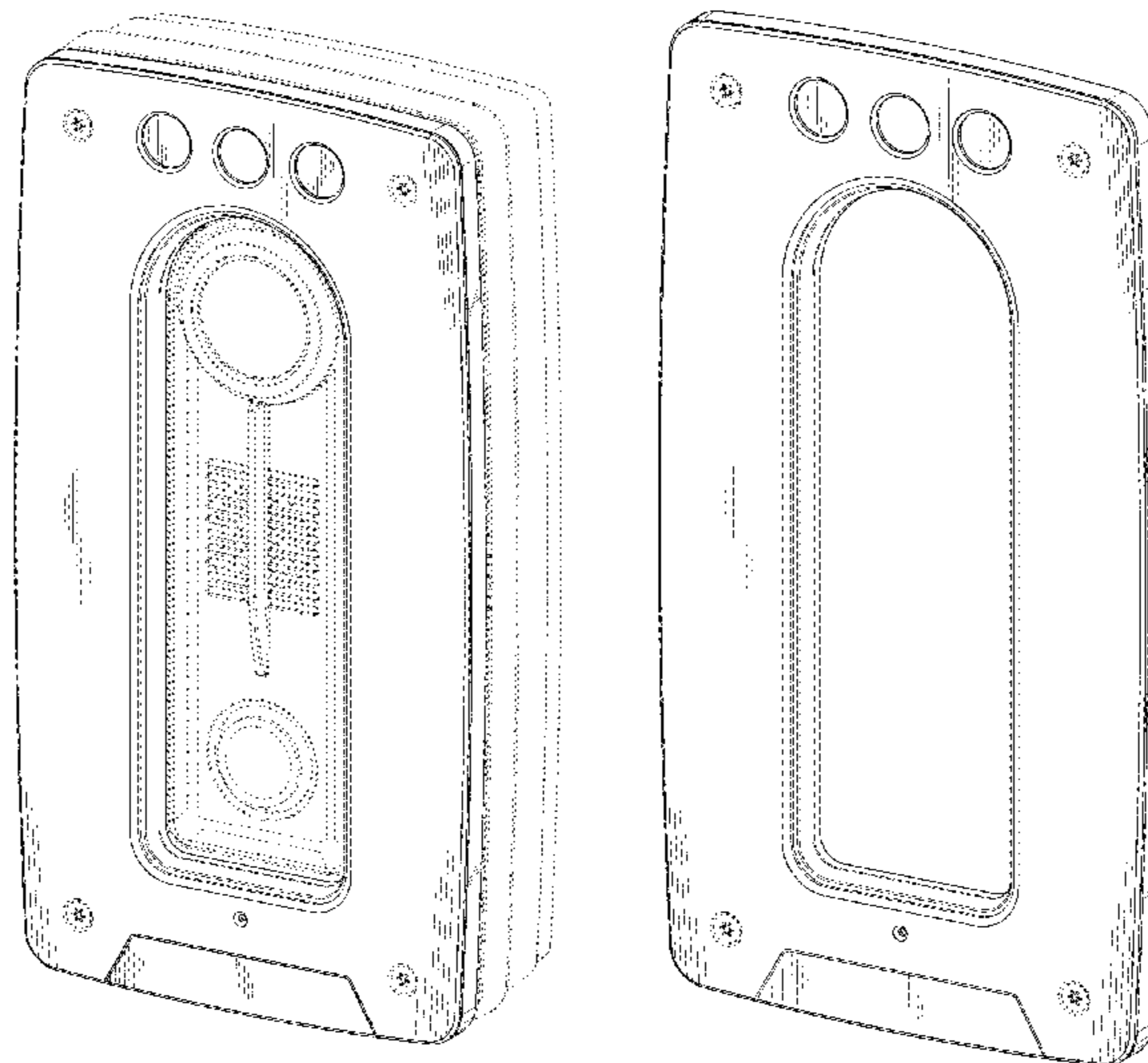
(56) **References Cited**

U.S. PATENT DOCUMENTS

D636,424 S * 4/2011 Lin D16/202
D638,457 S * 5/2011 Oikawa D16/202

(Continued)

1 Claim, 9 Drawing Sheets



(58) **Field of Classification Search**

CPC G03B 17/02; G03B 19/04; G03B 17/56;
G03B 17/04; G03B 15/03; H04N 5/2251;
H04N 5/2252; H04N 5/2253; H04N
5/2254; H04N 7/181; H04N 7/183; H04N
7/18; G08B 13/1963; G08B 13/19619;
G08B 13/19632; F16M 11/04; F16M
13/00

See application file for complete search history.

(56) **References Cited**

U.S. PATENT DOCUMENTS

D638,458	S	*	5/2011	Miyamori	D16/202
D641,771	S	*	7/2011	Sasaki	D16/202
D651,632	S	*	1/2012	Kim	D16/202
D697,119	S	*	1/2014	Park	D16/202
D698,841	S	*	2/2014	Lee	D16/202
D701,893	S	*	4/2014	Bart	D16/203
D708,247	S	*	7/2014	Ookawa	D16/203
D746,348	S	*	12/2015	Park	D16/203
D747,382	S	*	1/2016	Smith	D16/203
D755,875	S	*	5/2016	Geng	H04N 5/2251 D16/203
2013/0038728	A1	*	2/2013	Kim	H04N 5/2256 348/143

* cited by examiner

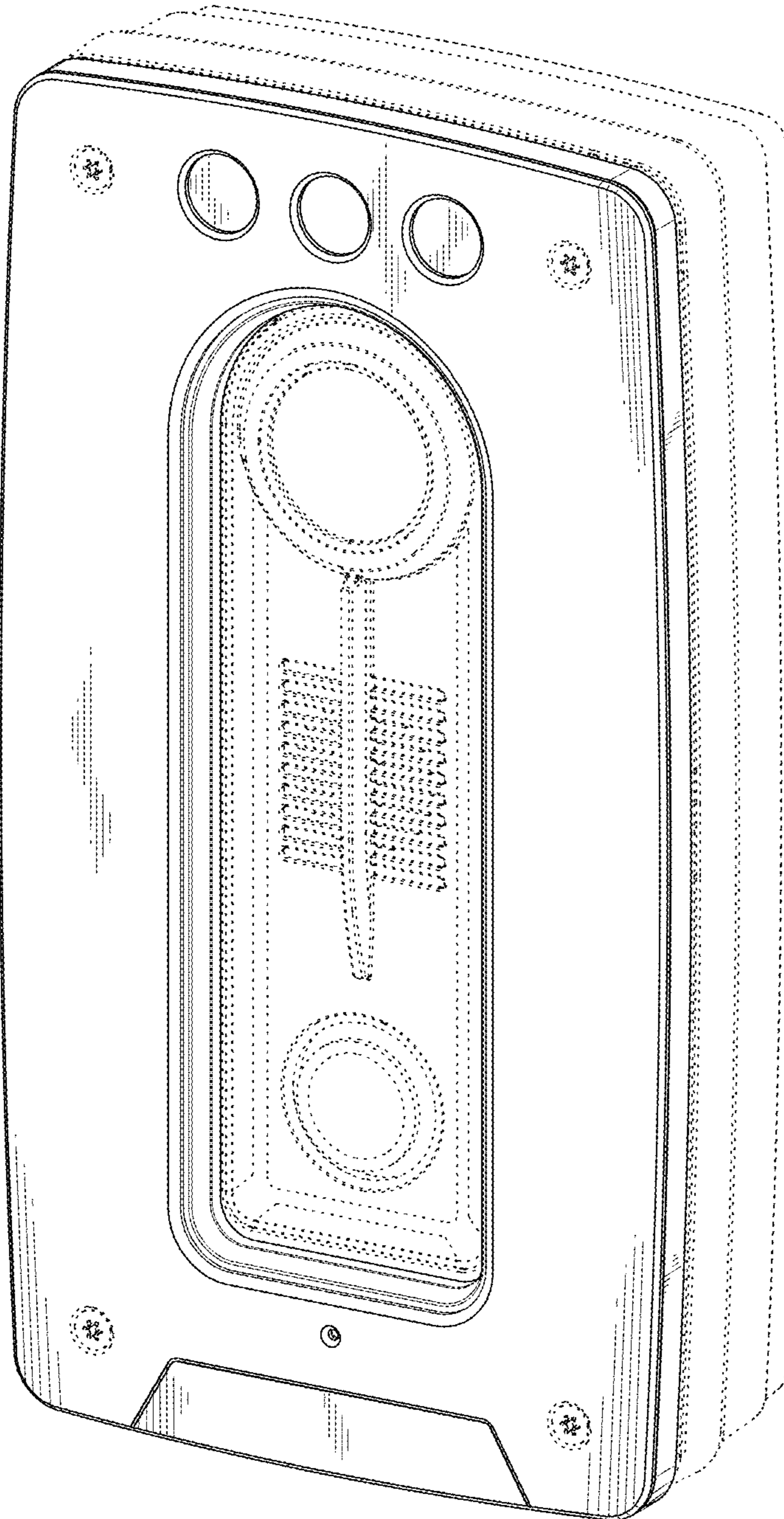


Fig. 1

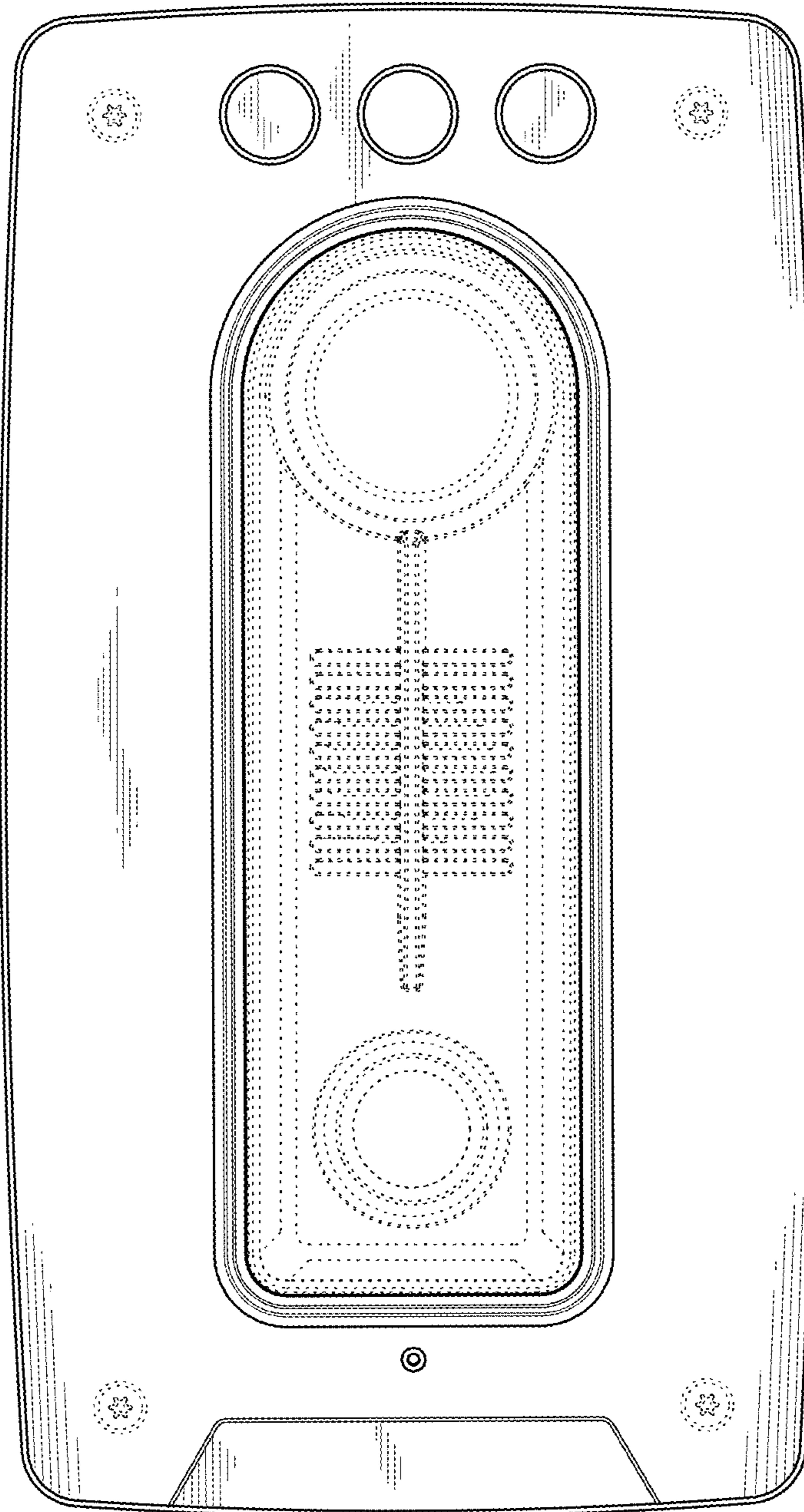


Fig. 2




Fig. 3




Fig. 4

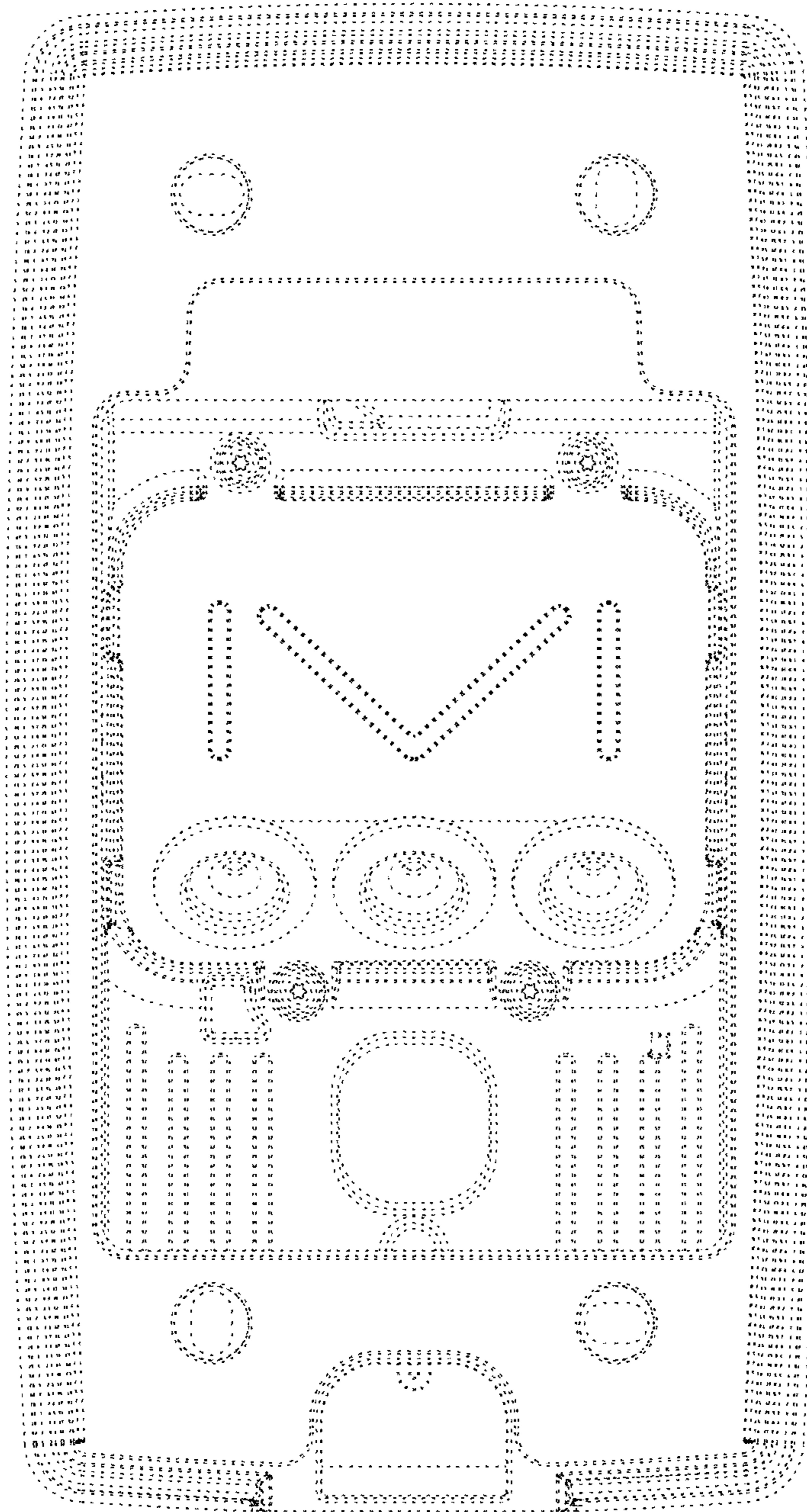


Fig. 5

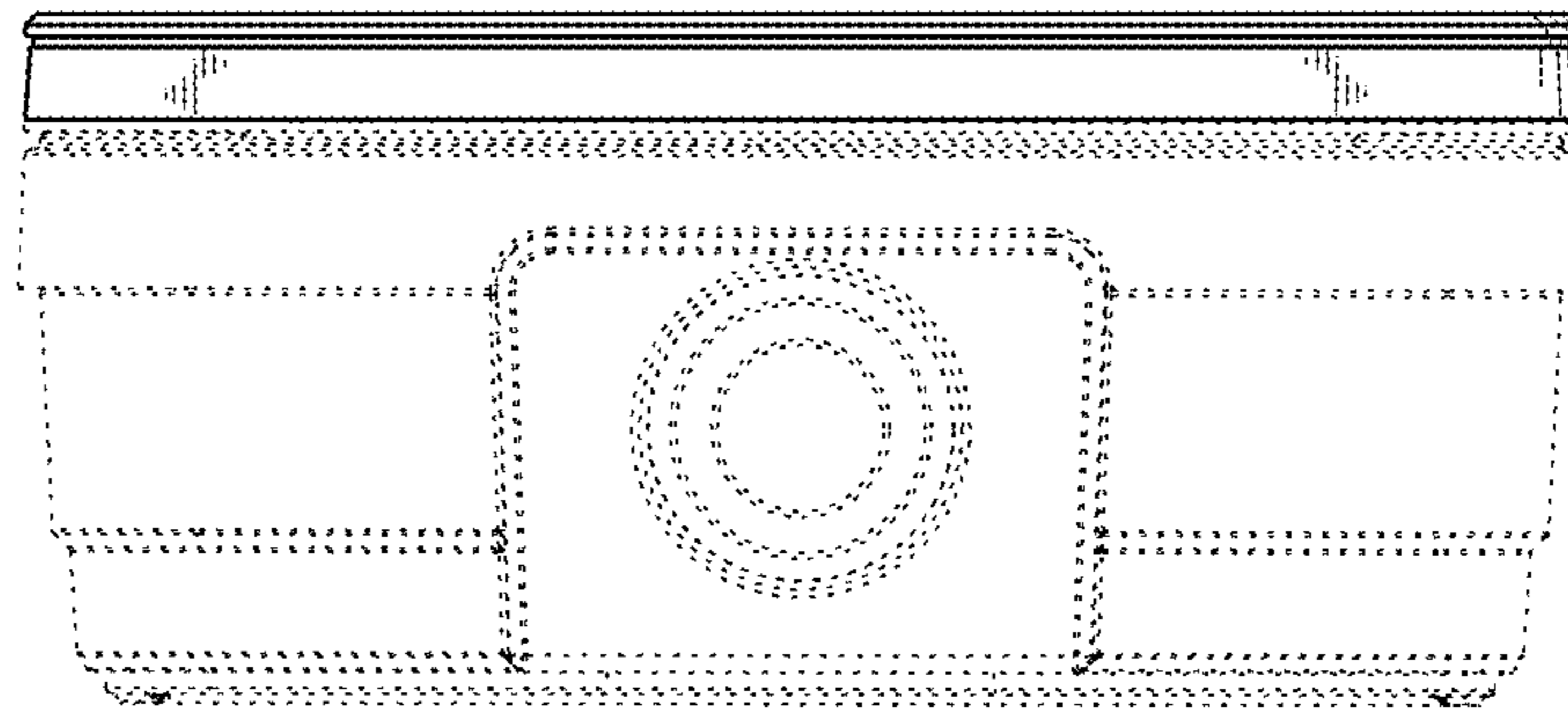


Fig. 6




Fig. 7

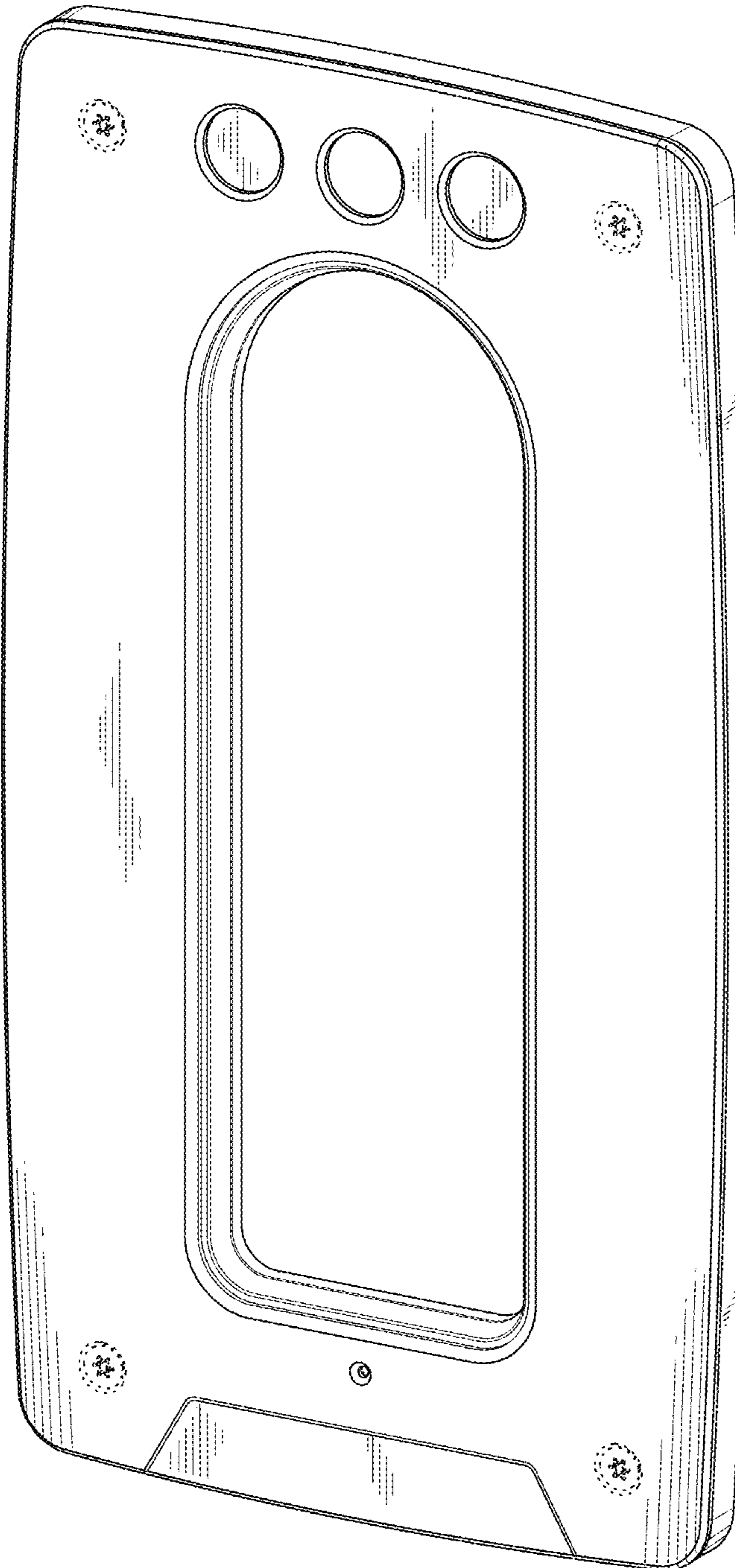


Fig. 8




Fig. 9

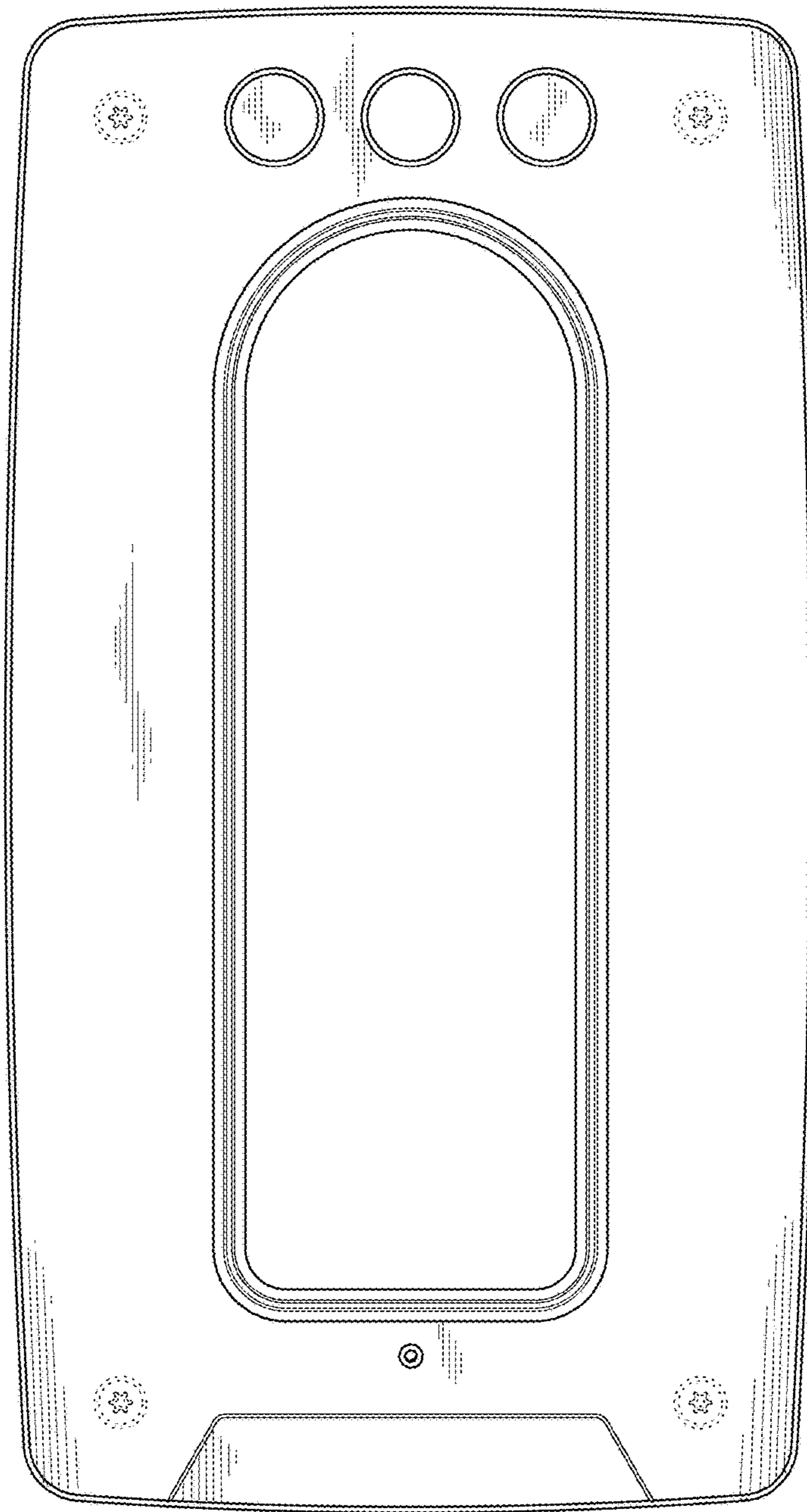


Fig. 10



Fig. 11

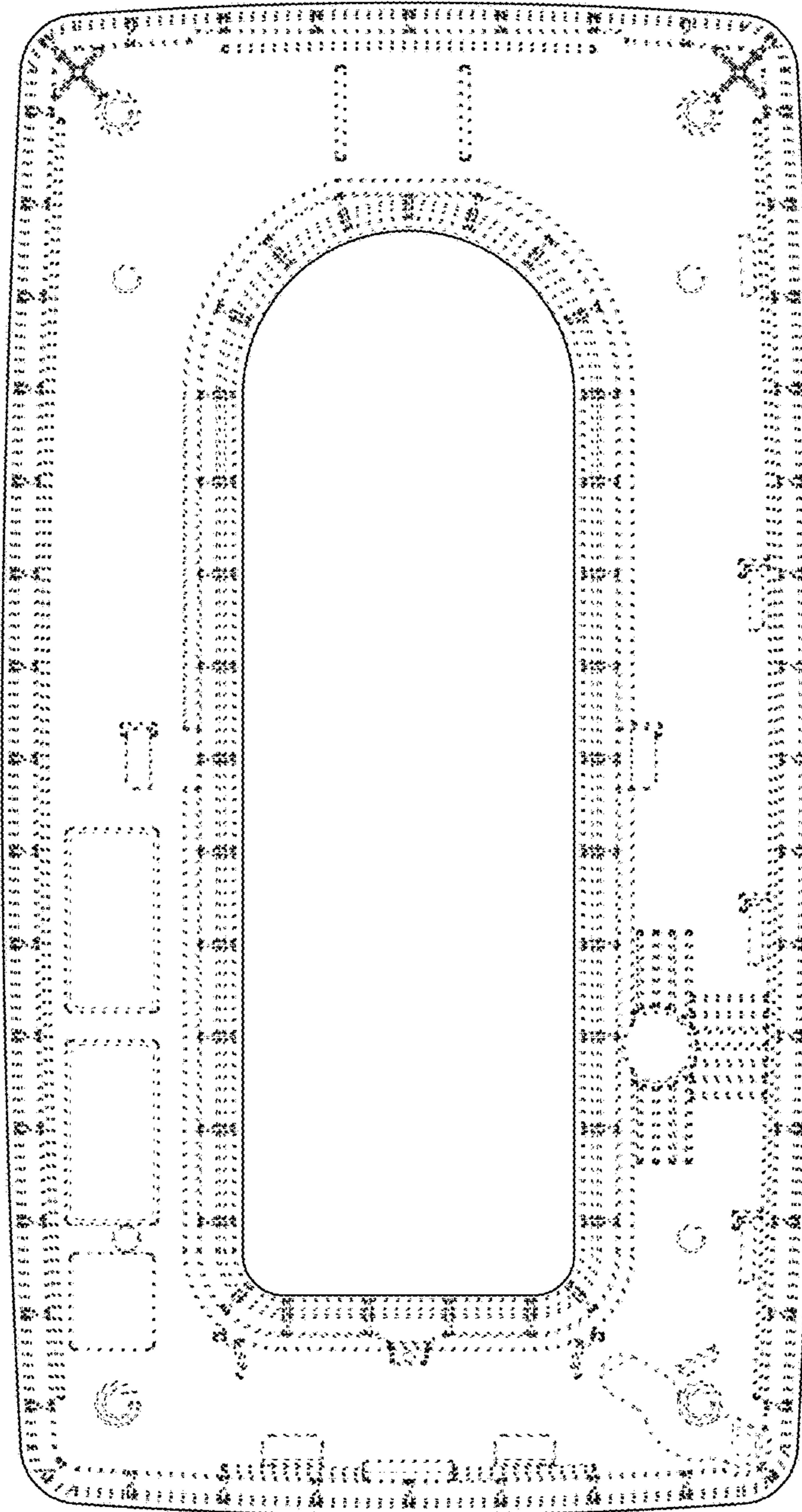


Fig. 12




Fig. 13




Fig. 14