



US00D815162S

(12) **United States Design Patent** (10) **Patent No.:** **US D815,162 S**  
**Sakaguchi et al.** (45) **Date of Patent:** **\*\* Apr. 10, 2018**

(54) **INSPECTION DOOR WITH VENT HOLE FOR FLASK-LESS MOLDING MACHINE**

(71) Applicant: **SINTOKOGIO, LTD.**, Nagoya-shi, Aichi (JP)

(72) Inventors: **Koichi Sakaguchi**, Toyokawa (JP); **Katsuhito Sato**, Toyokawa (JP)

(73) Assignee: **Sintokogio, Ltd.**, Nagoya, Aichi (JP)

(\*\*) Term: **15 Years**

(21) Appl. No.: **29/583,626**

(22) Filed: **Nov. 8, 2016**

(30) **Foreign Application Priority Data**

May 17, 2016 (JP) ..... 2016-010428

(51) **LOC (11) Cl.** ..... **15-03**

(52) **U.S. Cl.**  
USPC ..... **D15/135**

(58) **Field of Classification Search**  
USPC ..... D15/122, 135, 136, 137, 138, 141, 142, D15/199, 89, 91; D12/1, 2, 8; D8/313; D7/339-341, 348-349, 402-404  
(Continued)

(56) **References Cited**

**U.S. PATENT DOCUMENTS**

4,385,877 A \* 5/1983 Tanabe ..... B29C 45/0013  
425/3  
D310,508 S \* 9/1990 Brown ..... D12/317  
(Continued)

**FOREIGN PATENT DOCUMENTS**

CN 201692710 U 1/2011  
CN 201791089 U 4/2011  
TW 151847 2/2013

**OTHER PUBLICATIONS**

United States Patent and Trademark Office, Notice of Allowance in U.S. Appl. No. 29/583,631, dated Oct. 5, 2017.

Taiwan Patent Office, Notice of Allowance in Taiwan Counterpart Application No. 105306741, dated Jun. 15, 2017.

United States Patent and Trademark Office, Office Action in U.S. Appl. No. 29/583,632, dated Nov. 29, 2017.

United States Patent and Trademark Office, Office Action in U.S. Appl. No. 29/583,625, dated Dec. 13, 2017.

United States Patent and Trademark Office, Office Action in U.S. Appl. No. 29/583,625, dated Dec. 13, 2017.

*Primary Examiner* — Ian Simmons

*Assistant Examiner* — Khawaja Anwar

(74) *Attorney, Agent, or Firm* — Leydig Voit & Mayer

(57) **CLAIM**

The ornamental design for an inspection door with vent hole for flask-less molding machine, as shown and described.

**DESCRIPTION**

FIG. 1 is a perspective view of an inspection door with vent hole for flask-less molding machine of the present invention. FIG. 2 is a front view of the inspection door with vent hole for flask-less molding machine of FIG. 1.

FIG. 3 is a rear view of the inspection door with vent hole for flask-less molding machine of FIG. 1.

FIG. 4 is a top plan view of the inspection door with vent hole for flask-less molding machine of FIG. 1.

FIG. 5 is a bottom view of the inspection door with vent hole for flask-less molding machine of FIG. 1.

FIG. 6 is a right side view of the inspection door with vent hole for flask-less molding machine of FIG. 1.

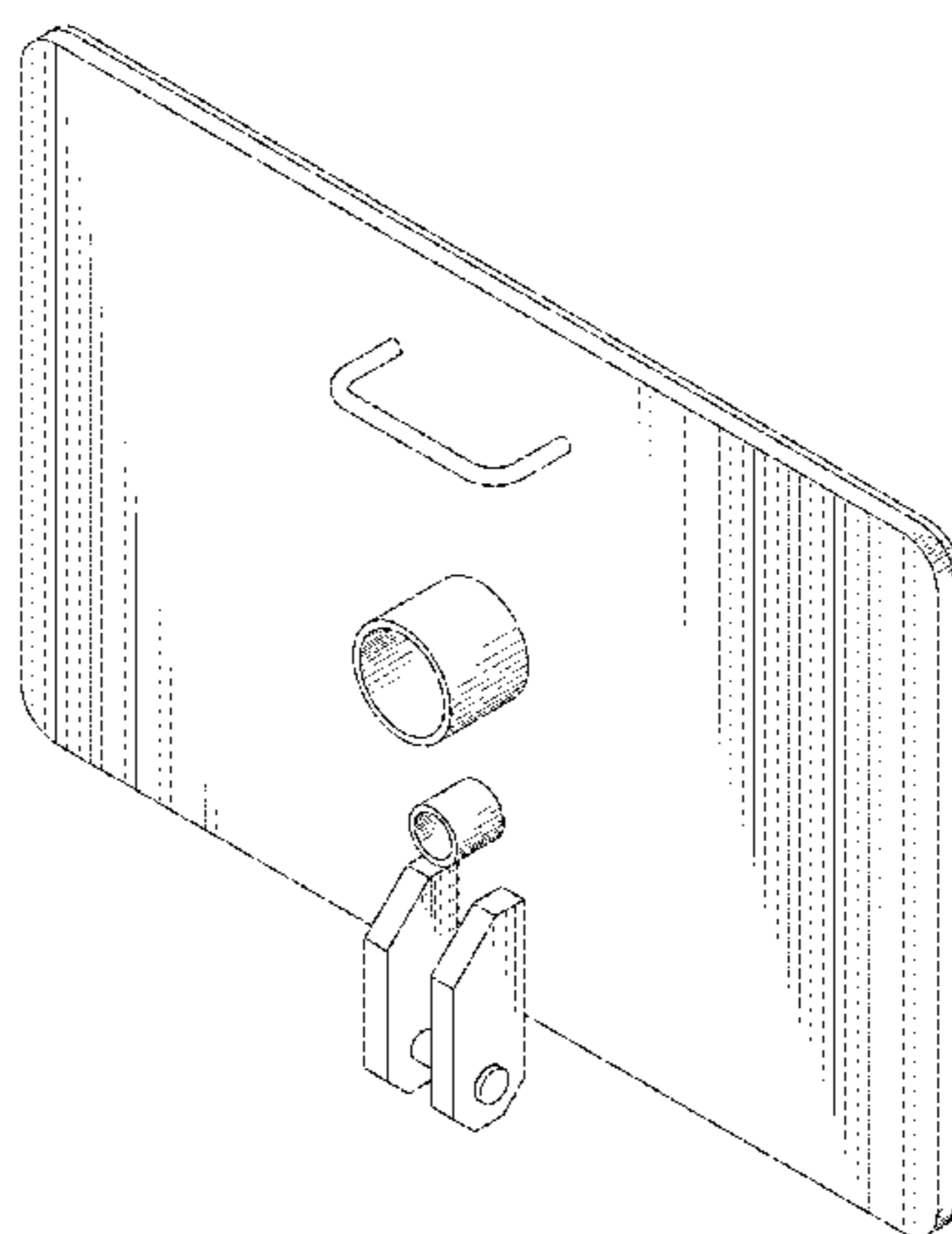
FIG. 7 is a left side view of the inspection door with vent hole for flask-less molding machine of FIG. 1.

FIG. 8 is a sectional view taken along the line 8-8 of the inspection door with vent hole for flask-less molding machine of FIG. 2.

FIG. 9 is a sectional view taken along the line 9-9 of the inspection door with vent hole for flask-less molding machine of FIG. 2; and,

FIG. 10 is a reference perspective view of the inspection door with vent hole for flask-less molding machine of FIG. 1 in use, wherein the inspection door is attached to a lower end opening part of a lower molding sand tank of a flask-less molding machine for molding a cast, which is for illustrative purpose only and form no part of the claimed design.

(Continued)



The features shown in broken lines depict environmental subject matter and illustrate portions of the inspection door with vent hole for flask-less molding machine and form no part of the claimed design.

**1 Claim, 10 Drawing Sheets**

**(58) Field of Classification Search**

CPC ..... B29C 45/0001; B29C 2043/3427; B29C 2043/3494; B29C 2045/0006; B29C 2045/0043; B29C 2045/0049; B29C 2045/14803; B29C 2945/76444; B29C 43/24; B29C 45/0005; B29C 45/0025; B29C 45/006; B29C 45/14311; B29C 45/14778; B29C 45/14811; B29C 45/14819; B29C 45/1657; B29C 45/1671; B29C 45/1761; B29C 45/2708; B29C 45/40; B29C 45/401; B29C 45/42; B29C 45/84; B29C 47/0004; B29C 47/0021

See application file for complete search history.

(56)

**References Cited**

U.S. PATENT DOCUMENTS

D332,955 S	2/1993	Hull	
D373,226 S	8/1996	Bloom et al.	
D490,041 S *	5/2004	Hord .....	D12/317
D520,567 S	5/2006	Iannello et al.	
D547,336 S	7/2007	Kai	
D587,798 S *	3/2009	Ong .....	D23/411
D617,356 S	6/2010	Wang	
D665,682 S	8/2012	Nagai	
D665,683 S	8/2012	Nagai	
D690,331 S	9/2013	Kitamura	
D707,273 S	6/2014	Malinger	
D710,912 S	8/2014	Wehmeier	
D725,163 S	3/2015	Ackley et al.	
D730,956 S *	6/2015	You .....	D15/91
D754,226 S	4/2016	Caylor et al.	
D766,741 S	10/2016	Funakoshi et al.	
D768,216 S	10/2016	Funakoshi et al.	
D769,339 S	10/2016	Funakoshi et al.	
2008/0303183 A1	12/2008	Rote et al.	

\* cited by examiner

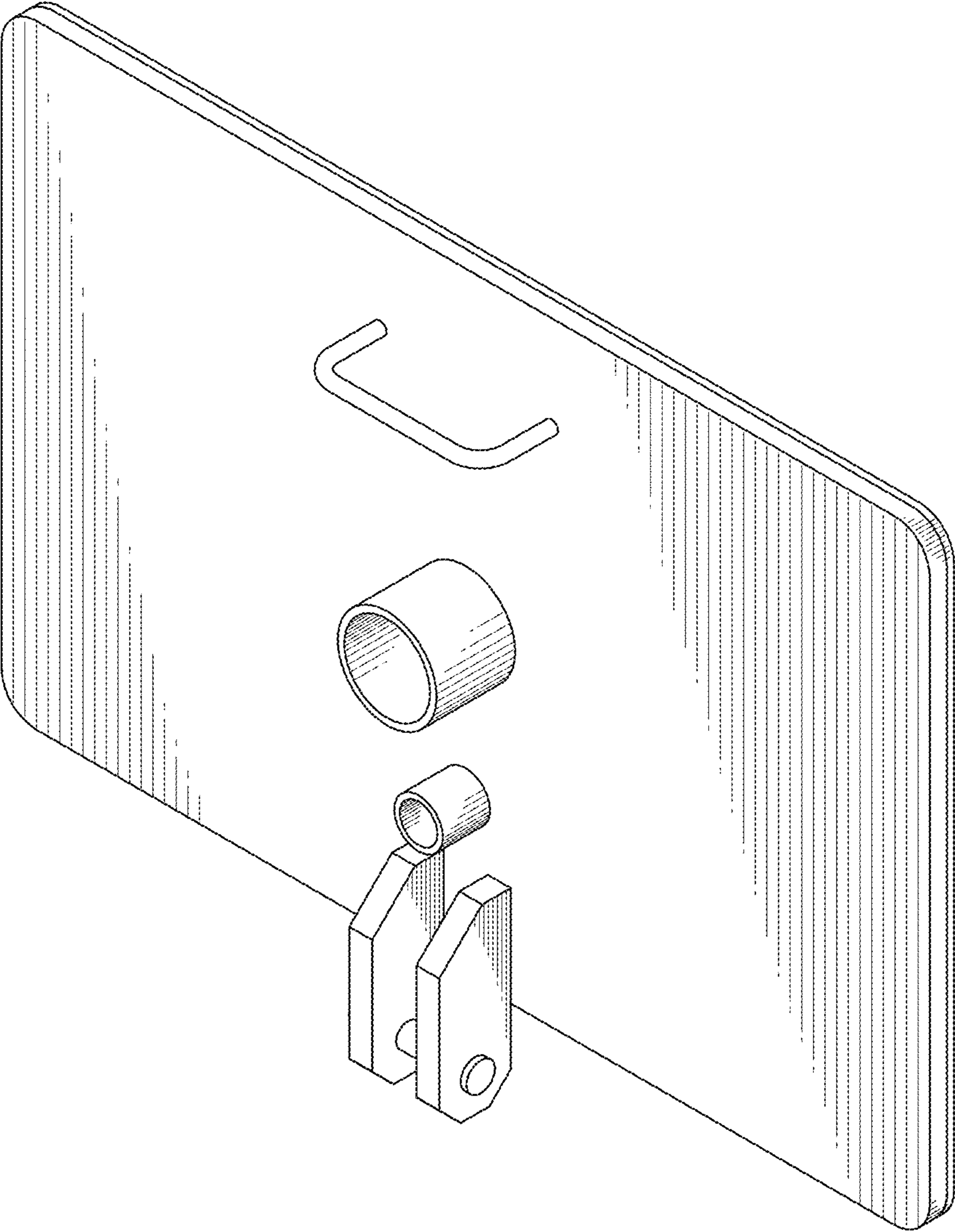


FIG. 1

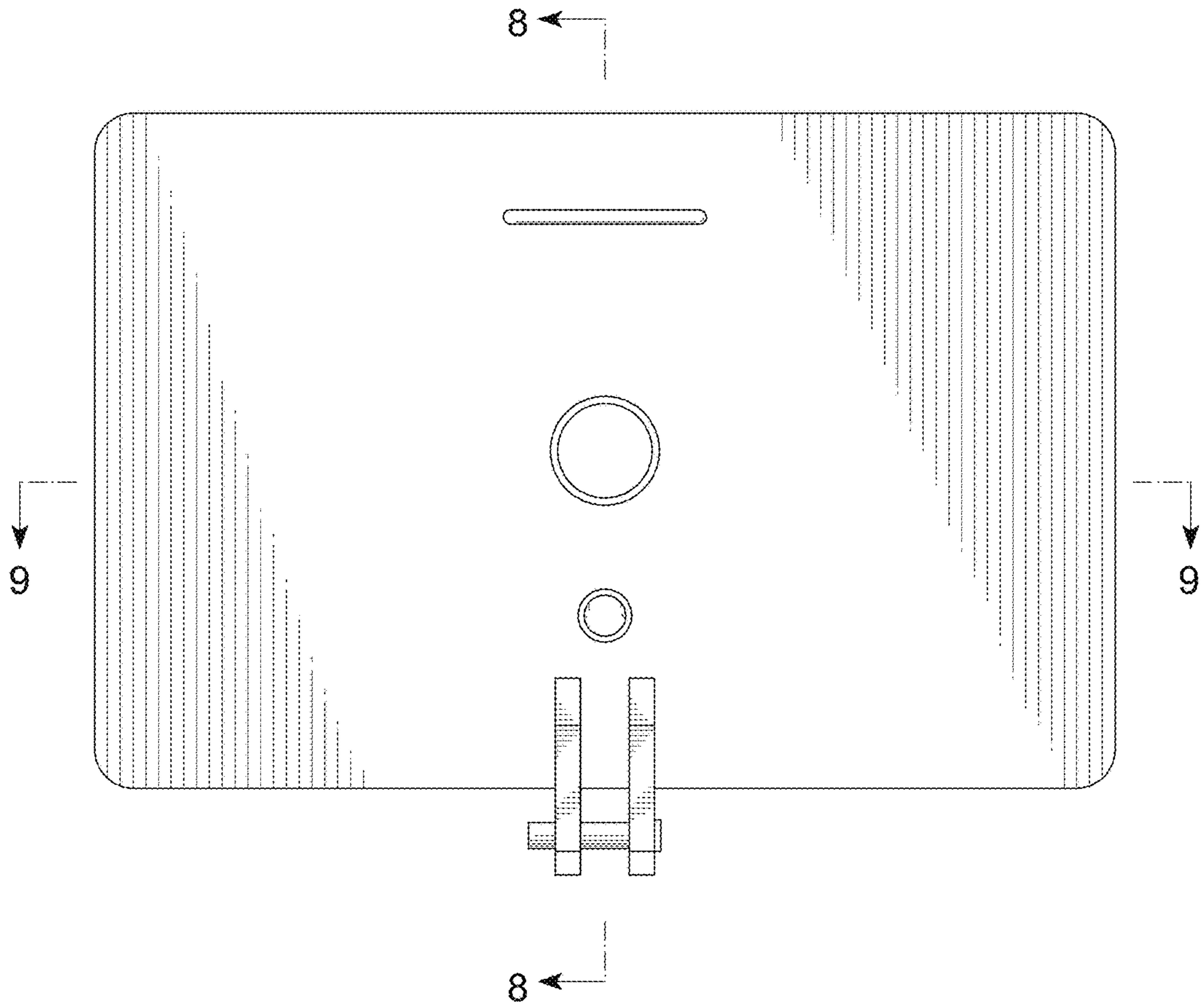


FIG. 2

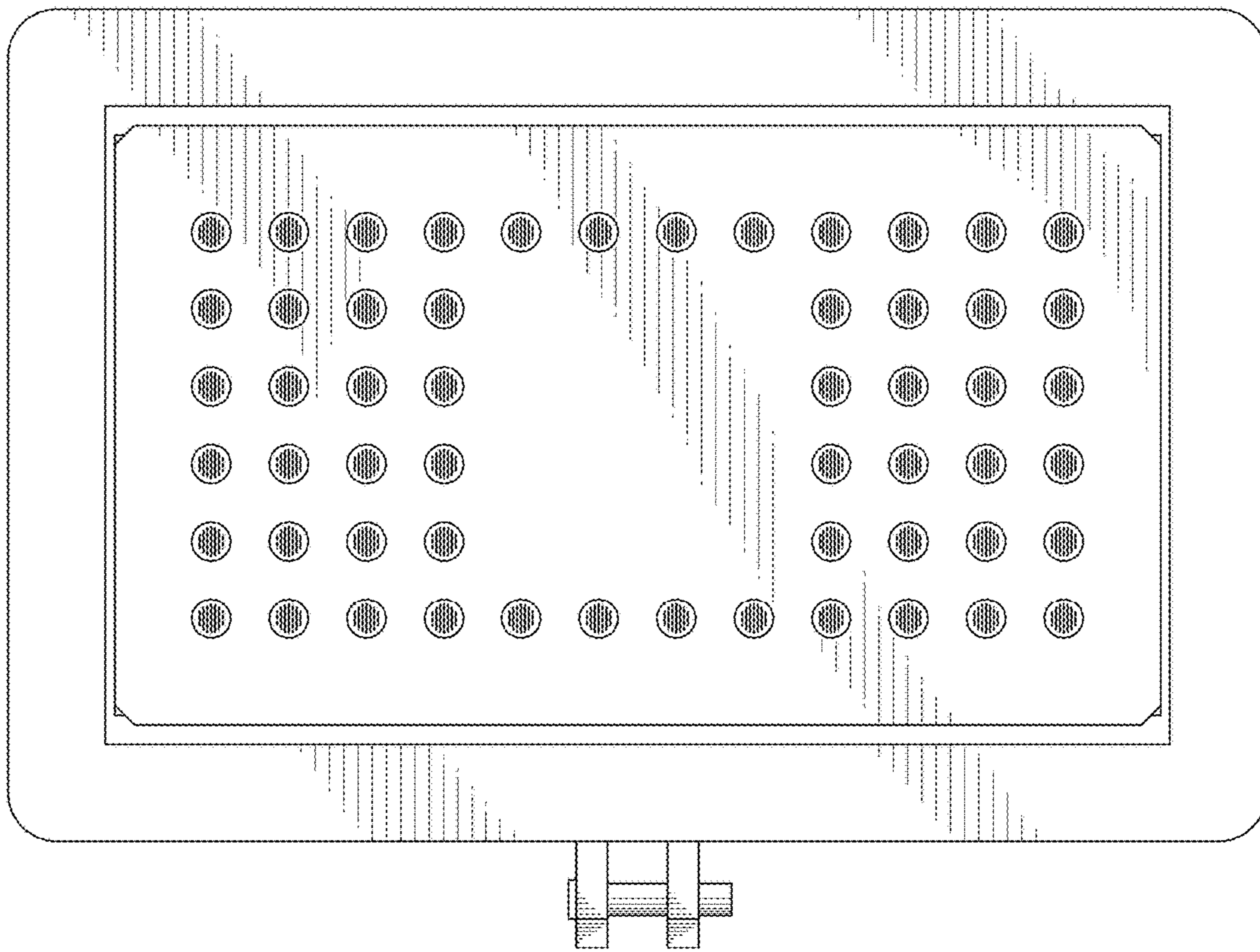


FIG. 3

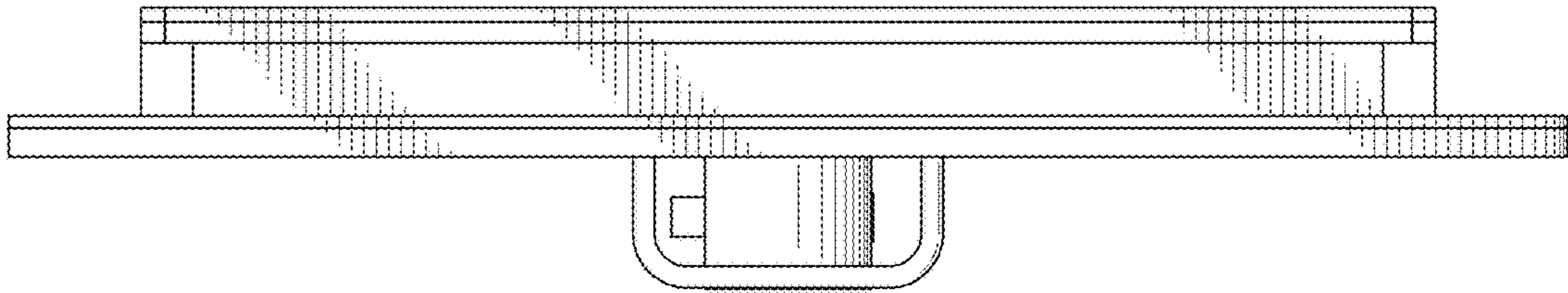


FIG. 4

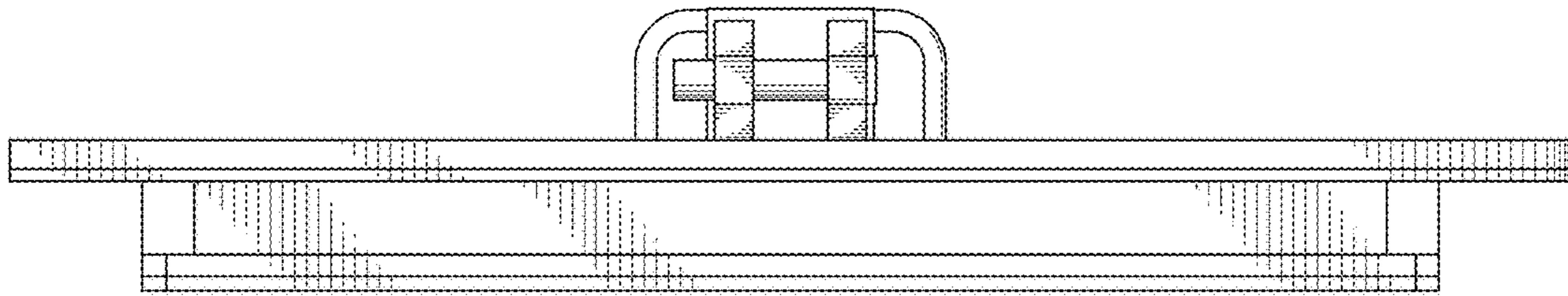


FIG. 5

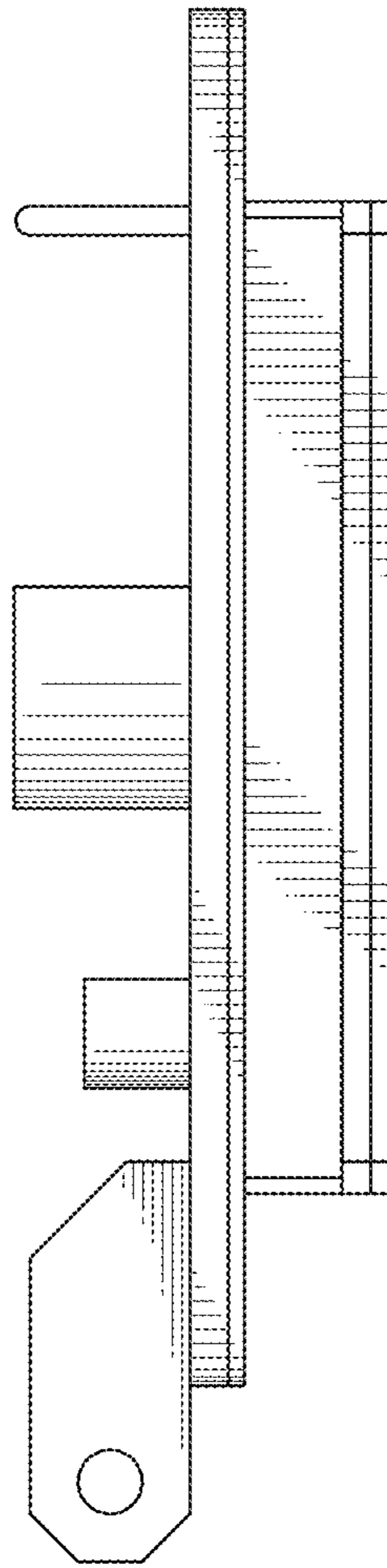


FIG. 6



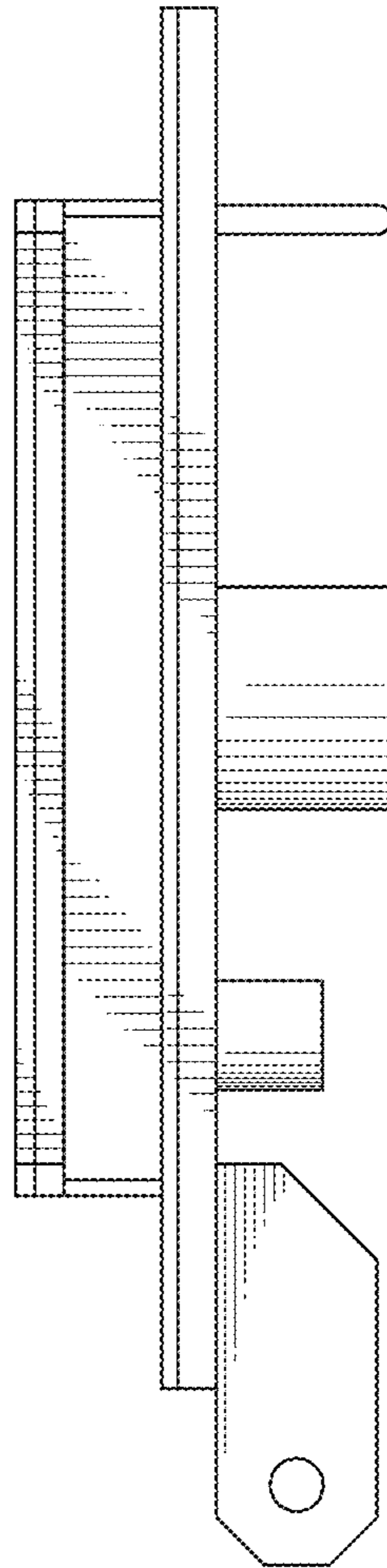


FIG. 7

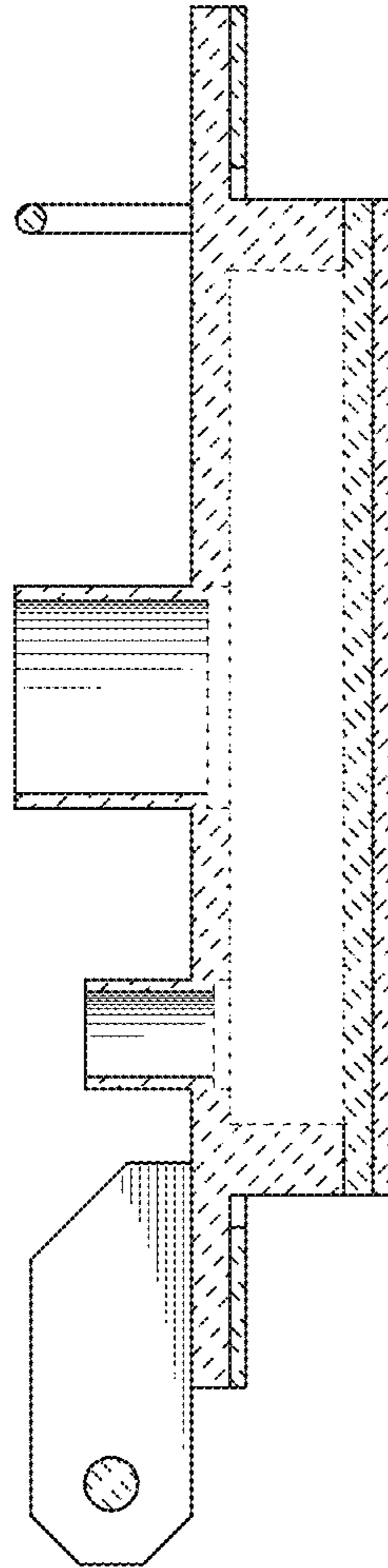


FIG. 8

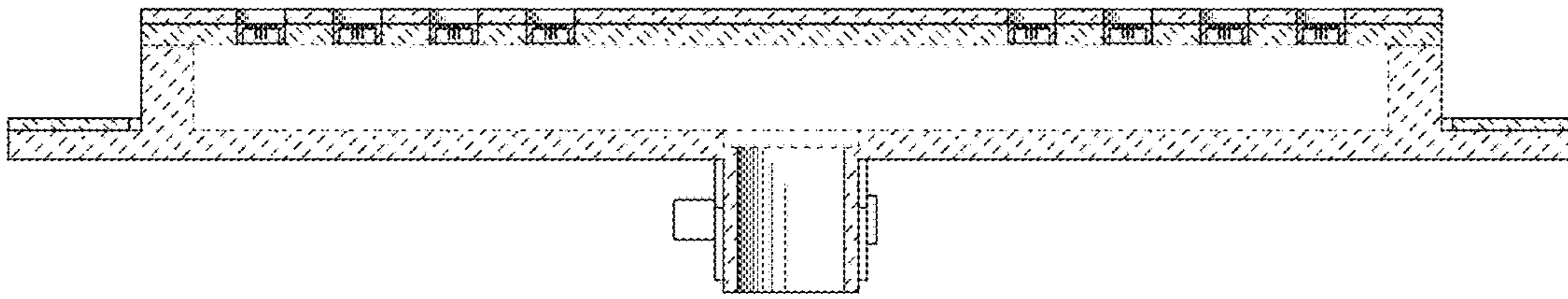


FIG. 9

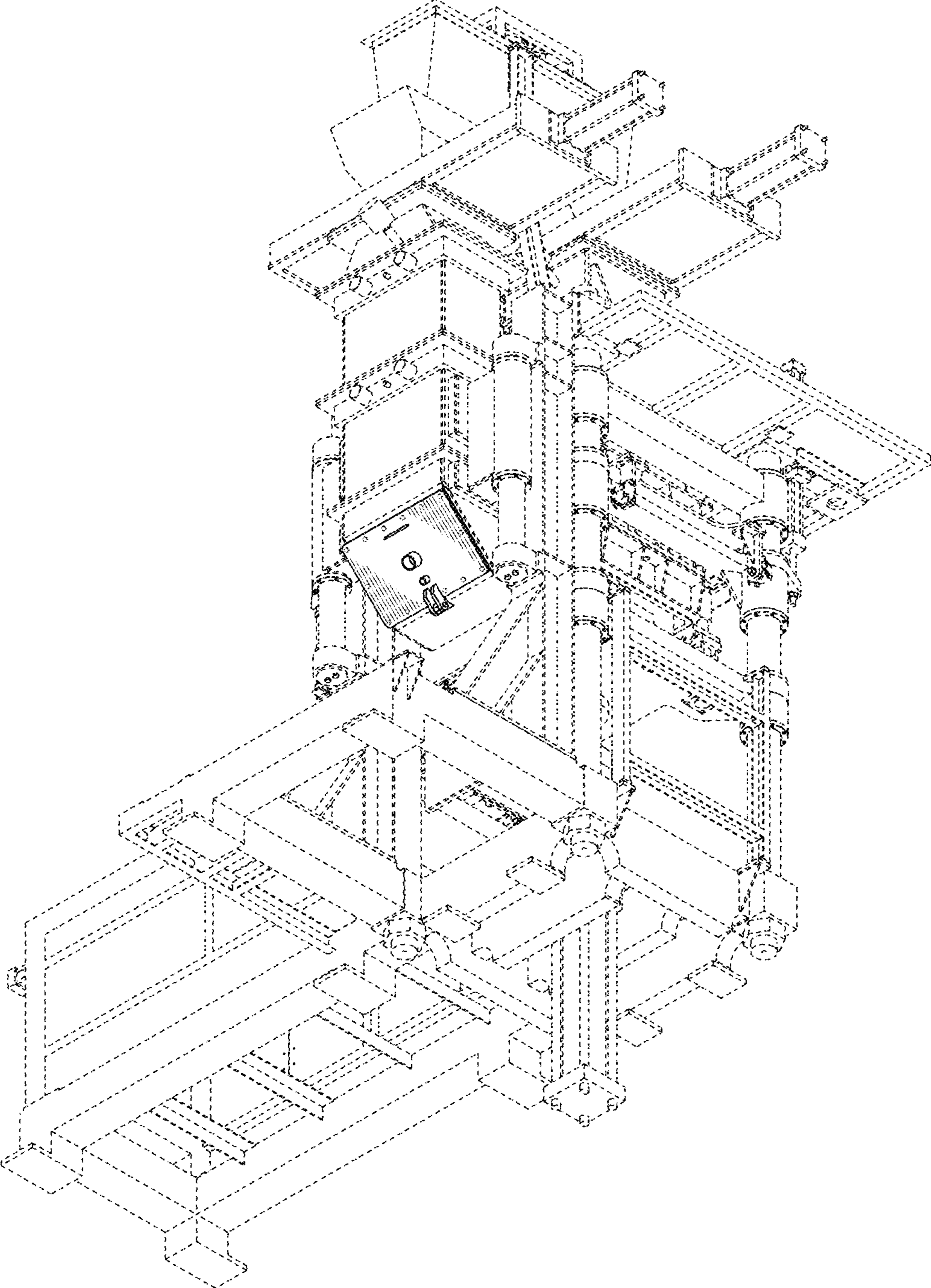


FIG. 10