



US00D815133S

(12) **United States Design Patent**
Fischer

(10) **Patent No.:** **US D815,133 S**

(45) **Date of Patent:** **** Apr. 10, 2018**

(54) **DISPLAY SCREEN OR PORTION THEREOF WITH GRAPHICAL USER INTERFACE**

(71) Applicant: **Drägerwerk AG & Co. KGaA**, Lübeck (DE)

(72) Inventor: **Sebastian Fischer**, Lübeck (DE)

(73) Assignee: **DRÄGERWERK AG & CO. KGAA**, Lübeck (DE)

(**) Term: **15 Years**

(21) Appl. No.: **29/586,025**

(22) Filed: **Nov. 30, 2016**

(30) **Foreign Application Priority Data**

May 30, 2016 (EM) 003161249-0034

(51) **LOC (11) Cl.** **14-04**

(52) **U.S. Cl.**
USPC **D14/486; D14/495**

(58) **Field of Classification Search**
USPC D14/485-495; D21/329, 360, 361
CPC .. G06F 3/0482; G06F 3/0488; G06F 3/04883;
G06F 19/34; G06F 19/3418; G06F 19/3406; A61B 5/02; A61B 8/46; G06T 2207/30004

See application file for complete search history.

(56) **References Cited**

U.S. PATENT DOCUMENTS

D385,865 S * 11/1997 Levin D14/491
D385,867 S * 11/1997 Levin D14/490
D595,727 S * 7/2009 Koes D14/485
D667,434 S * 9/2012 Phelan D14/491
D746,830 S * 1/2016 Seo D14/485
D752,106 S * 3/2016 Kim D14/495

D761,863 S * 7/2016 Debitsch D14/491
D775,230 S * 12/2016 Fleck D14/495
D781,335 S * 3/2017 Ball D14/486
D791,824 S * 7/2017 Oyama D14/491
D791,836 S * 7/2017 Guo D14/495
2004/0236174 A1* 11/2004 Boone A61B 5/02055
600/21
2016/0136026 A1* 5/2016 Sabota G06F 19/3418
600/22
2017/0000347 A1* 1/2017 Meftah A61B 5/6886
2017/0245555 A1* 8/2017 Karp A41B 13/06

* cited by examiner

Primary Examiner — Karen E Kearney

Assistant Examiner — Katherine A Holbrow

(74) *Attorney, Agent, or Firm* — Taft Stettinius & Hollister LLP; Ryan O. White

(57) **CLAIM**

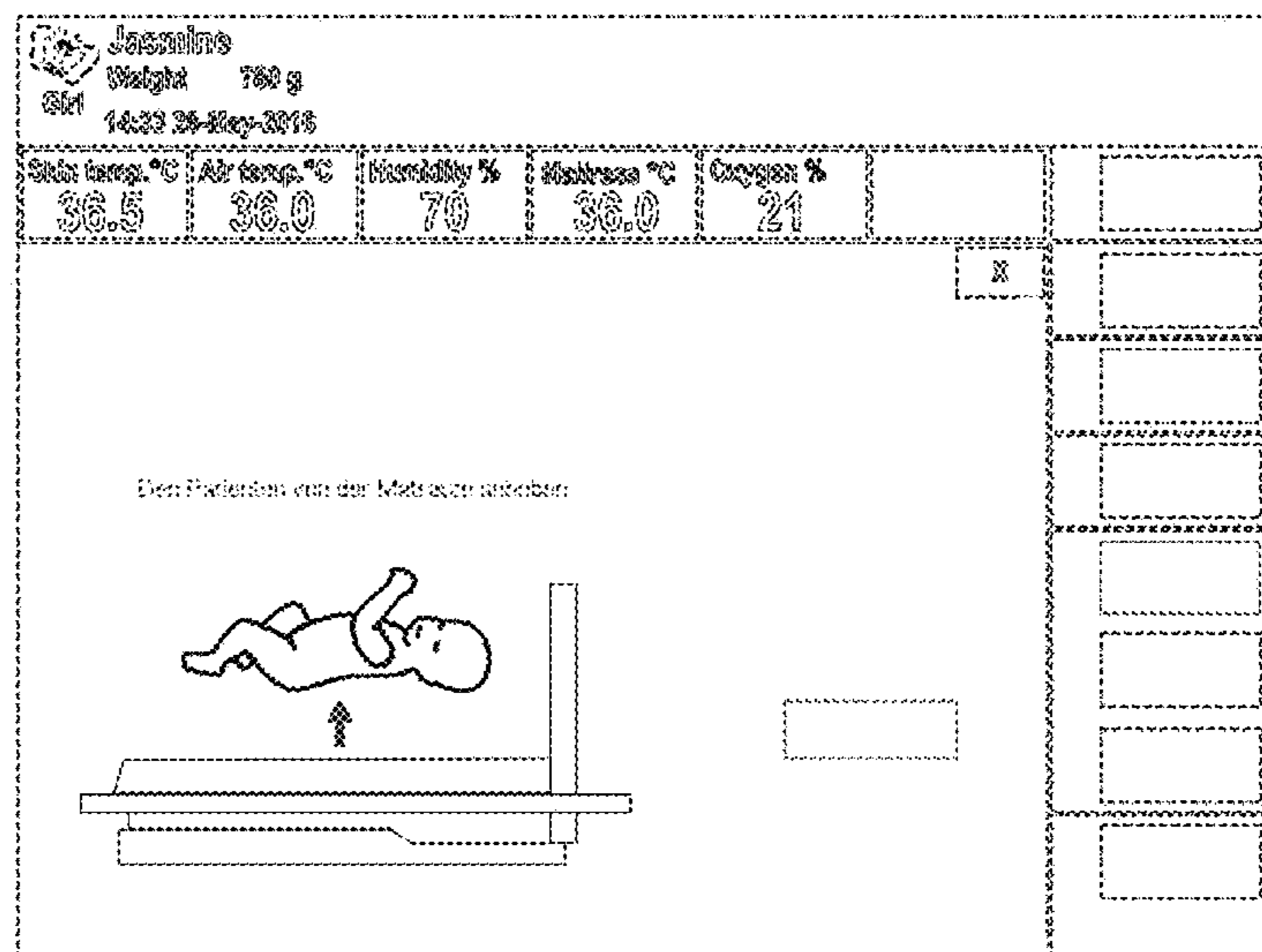
The ornamental design for a display screen or portion thereof with graphical user interface, as shown and described.

DESCRIPTION

FIG. 1 is a front view of a display screen or portion thereof with graphical user interface showing our new design; and, FIG. 2 is a front view of the design of FIG. 1, shown in the context of a different environment.

The outer broken line rectangle showing of the display screen in FIG. 1 and the broken line rectangle and broken lines surrounding the rectangle showing of the display screen and device in FIG. 2 are included for the purpose of illustrating environmental structure and form no part of the claimed design. All other broken lines showing text and portions of the graphical user interface are included for the purpose of illustrating portions of the article and form no part of the claimed design.

1 Claim, 2 Drawing Sheets



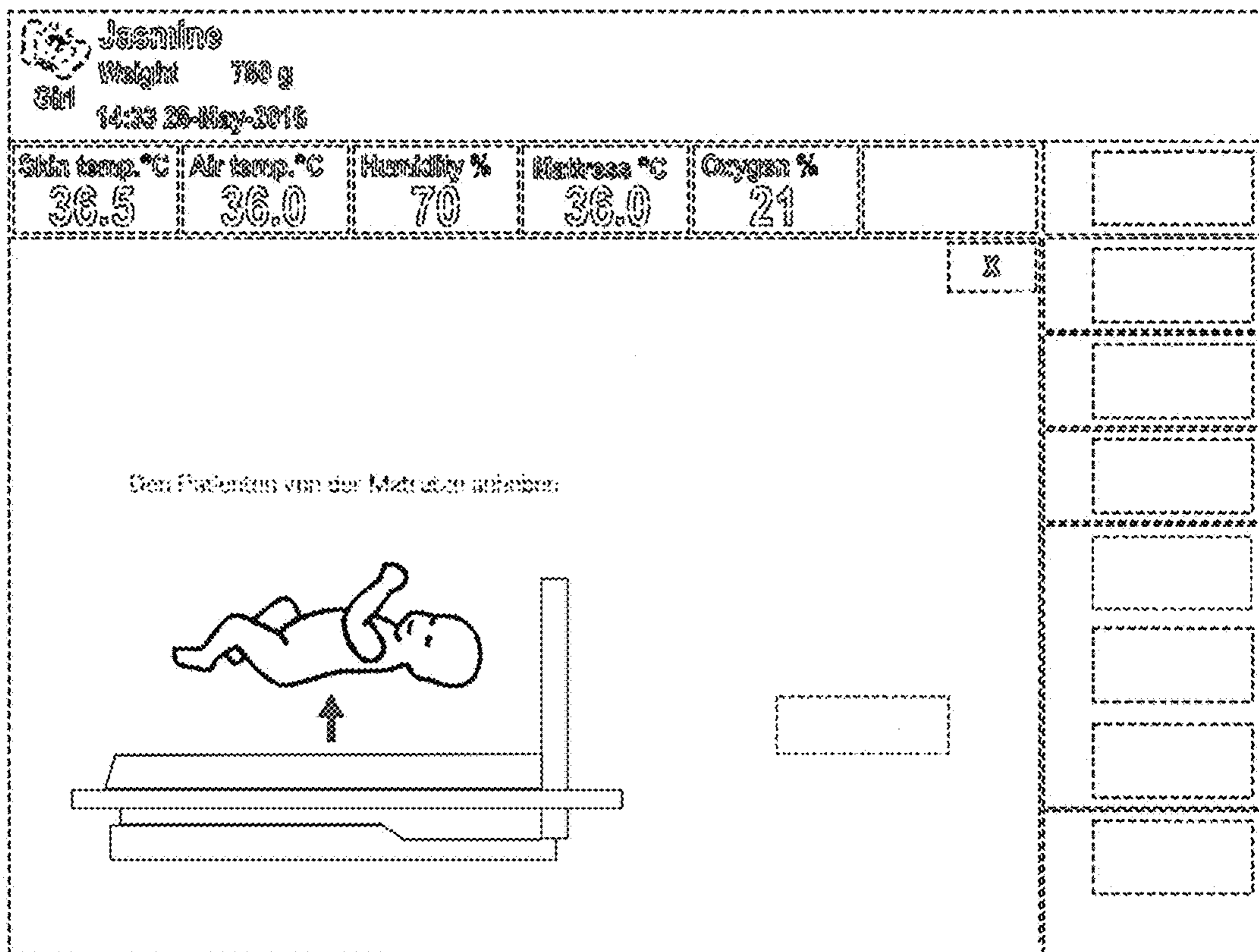


FIG. 1

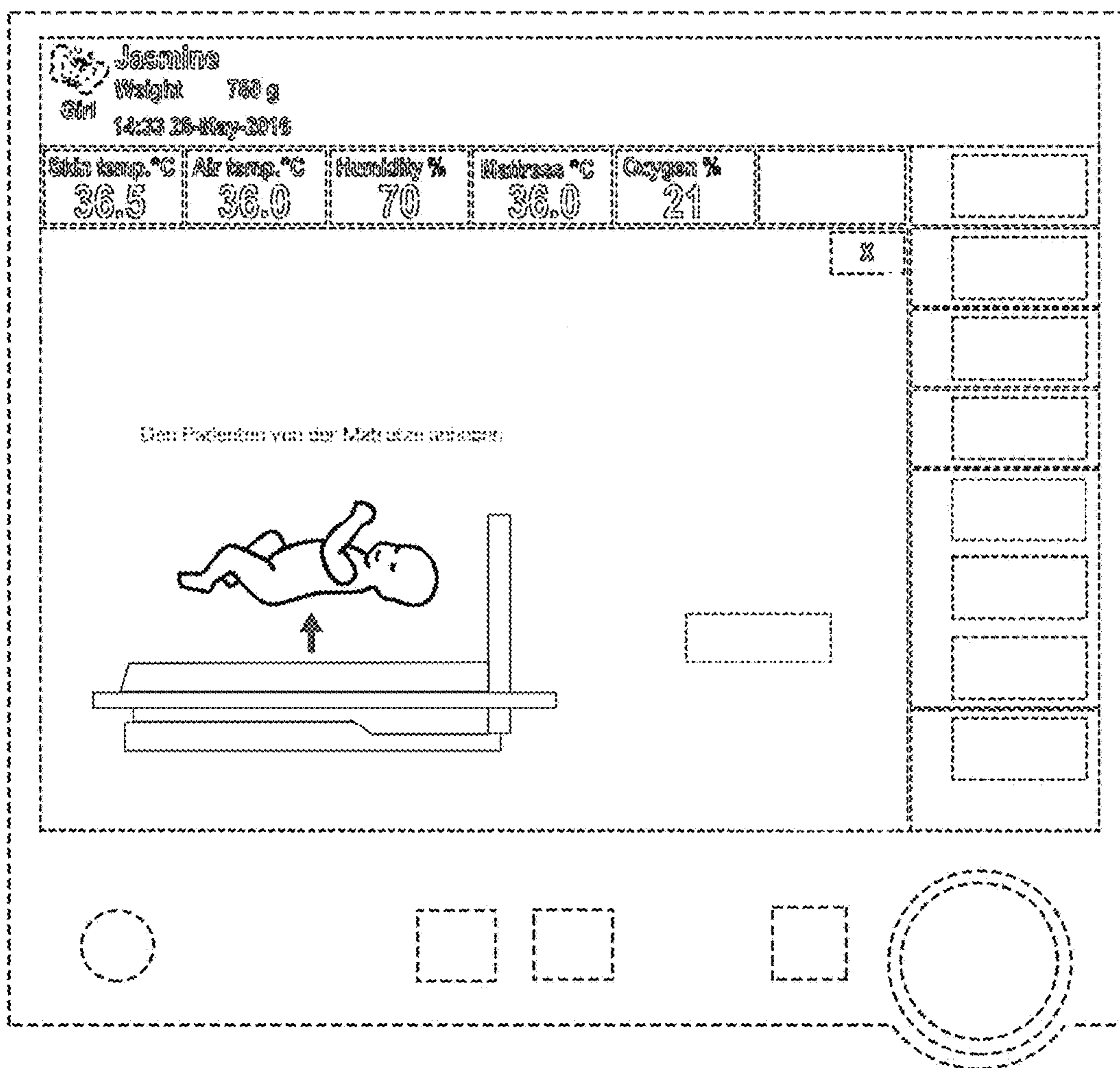


FIG. 2