



US00D815122S

(12) **United States Design Patent**
Kadosh

(10) **Patent No.:** **US D815,122 S**

(45) **Date of Patent:** **** Apr. 10, 2018**

(54) **DISPLAY SCREEN AND PORTION THEREOF WITH GRAPHICAL USER INTERFACE**

(71) Applicant: **Sears Brands, L.L.C.**, Hoffman Estates, IL (US)

(72) Inventor: **Itzik Kadosh**, Hertzeliya (IL)

(73) Assignee: **SEARS BRANDS, L.L.C.**, Hoffman Estates, IL (US)

(**) Term: **15 Years**

(21) Appl. No.: **29/556,548**

(22) Filed: **Mar. 1, 2016**

Related U.S. Application Data

(62) Division of application No. 29/462,328, filed on Aug. 1, 2013, now Pat. No. Des. 750,657.

(51) **LOC (11) Cl.** **14-04**

(52) **U.S. Cl.**
USPC **D14/486**

(58) **Field of Classification Search**
USPC D14/485-495; D18/26, 31, 32, 33;
D20/11, 12, 23, 24, 25, 29, 30, 31, 32,
D20/36, 37, 38

CPC G06F 3/048; G06F 3/0481; G06F 3/0482;
G06F 3/04817; G06F 3/04812

See application file for complete search history.

(56) **References Cited**

U.S. PATENT DOCUMENTS

5,146,335	A	9/1992	Kim et al.
D427,574	S	7/2000	Sawada et al.
6,310,631	B1	10/2001	Cecco et al.
6,535,644	B1	3/2003	Kurapati
7,124,360	B1	10/2006	Drenttel et al.
7,216,092	B1	5/2007	Weber et al.

D571,819	S	6/2008	Scott et al.
7,536,654	B2	5/2009	Anthony et al.
D626,139	S	10/2010	McLaughlin et al.
7,818,684	B1	10/2010	Smith
D631,060	S *	1/2011	Flik D14/486
8,161,384	B2	4/2012	Atkins et al.
D692,446	S *	10/2013	Chakirov D14/486
D693,360	S	11/2013	Gardner et al.
D701,526	S	3/2014	Poston et al.
D703,681	S	4/2014	D'Amore et al.
8,756,528	B2	6/2014	Cristofoli
D718,330	S *	11/2014	Shin D14/487
D724,618	S *	3/2015	Shin D14/487
D726,745	S *	4/2015	Park D14/486
D727,340	S *	4/2015	Park D14/486
D737,302	S *	8/2015	Barcheck D14/486
D738,392	S *	9/2015	Shin D14/486
D738,399	S *	9/2015	Ku D14/489
D759,064	S *	6/2016	Murray D14/486

(Continued)

Primary Examiner — Darlington Ly

(74) *Attorney, Agent, or Firm* — McAndrews, Held & Malloy, Ltd.

(57) **CLAIM**

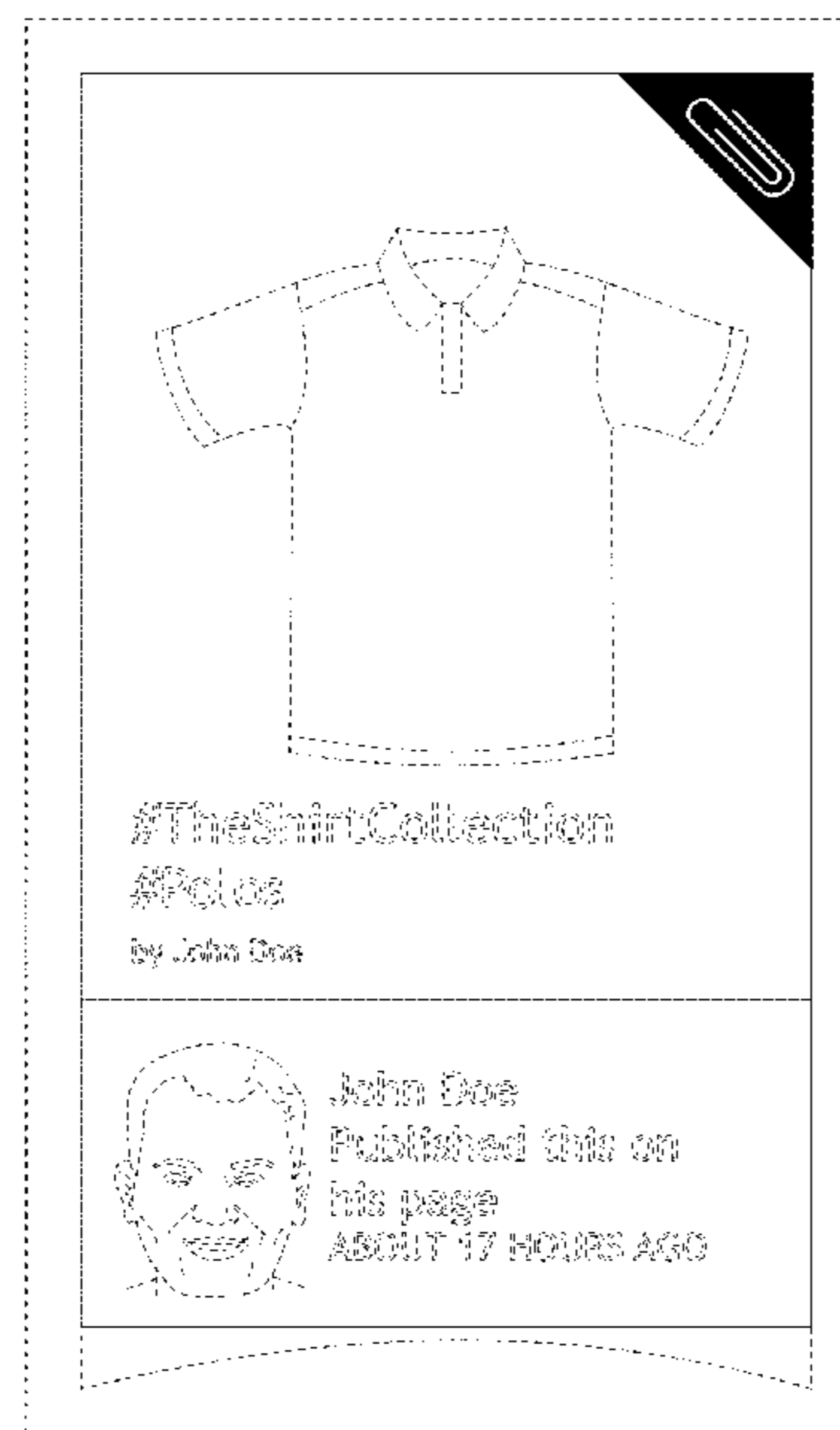

The ornamental design for a display screen or portion thereof with graphical user interface, as shown and described.

DESCRIPTION

FIG. 1 is a front view of a display screen or portion thereof with graphical user interface showing my new design; and, FIG. 2 is a front view thereof in accordance to an alternate embodiment.

The outer perimeter show in broken lines in the drawings illustrates a display screen or portion thereof and forms no part of the claimed design. The remaining broken lines in the drawings illustrate portions of the graphical user interface that form no part of the claimed design.

1 Claim, 2 Drawing Sheets



(56)

References Cited

U.S. PATENT DOCUMENTS

D763,274	S *	8/2016	Edwards	D14/485
D765,123	S *	8/2016	Kadosh	D14/486
D765,696	S *	9/2016	Edwards	D14/486
D768,676	S *	10/2016	Edwards	D14/486
D789,961	S *	6/2017	Kadosh	D14/486
2005/0044485	A1	2/2005	Mondry et al.	
2009/0037467	A1	2/2009	Chiu	
2010/0094729	A1	4/2010	Gray et al.	
2010/0220923	A1	9/2010	Davan et al.	
2011/0191211	A1	8/2011	Lin	
2011/0258086	A1	10/2011	Stein	
2012/0086783	A1	4/2012	Sareen	
2013/0212499	A1 *	8/2013	Mentchoukov	G06F 17/3089 715/760
2013/0254714	A1	9/2013	Shin et al.	
2014/0245116	A1	8/2014	Dangerfield et al.	
2015/0006313	A1	1/2015	Beaver et al.	
2015/0019997	A1	1/2015	Kim et al.	

* cited by examiner

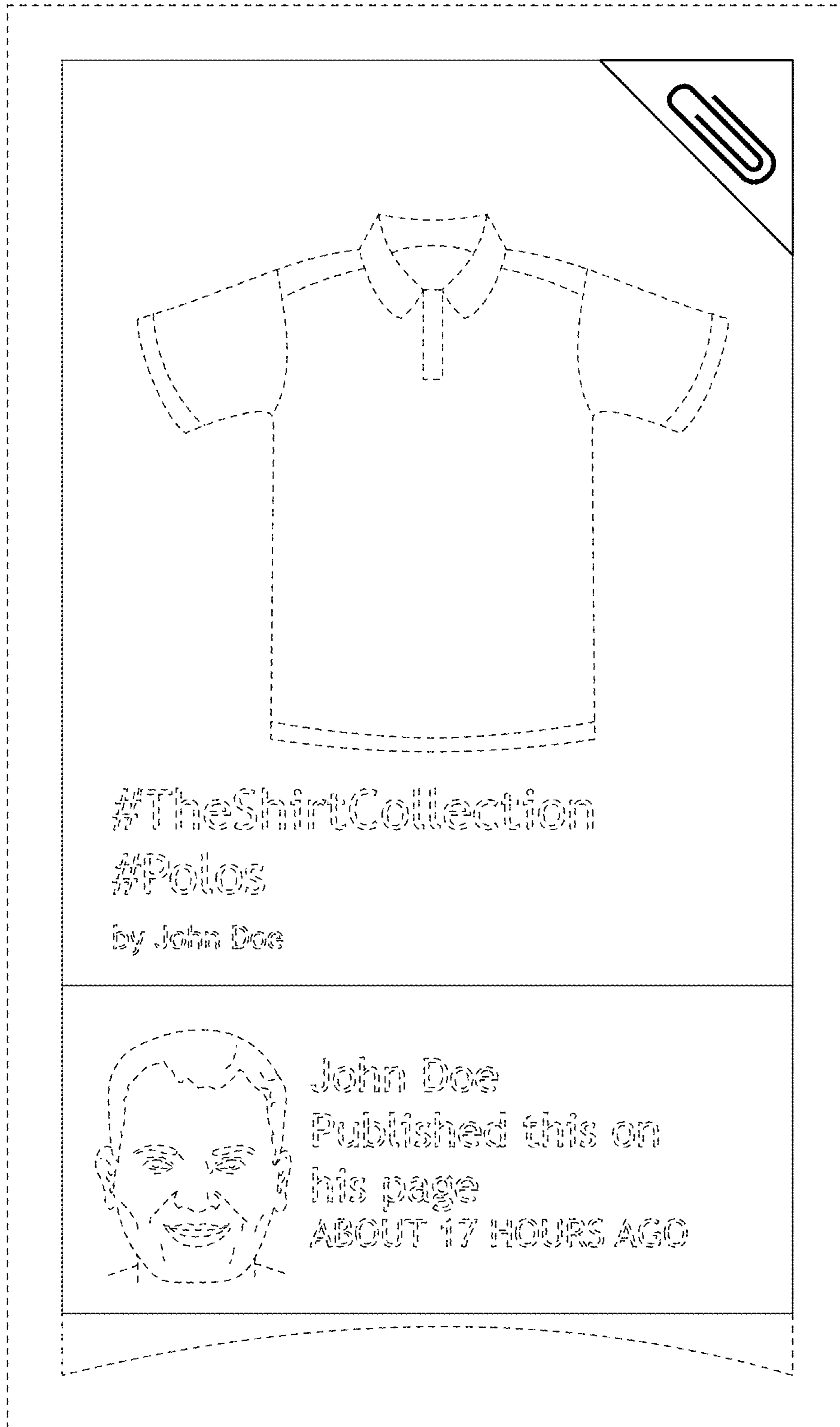


FIG. 1

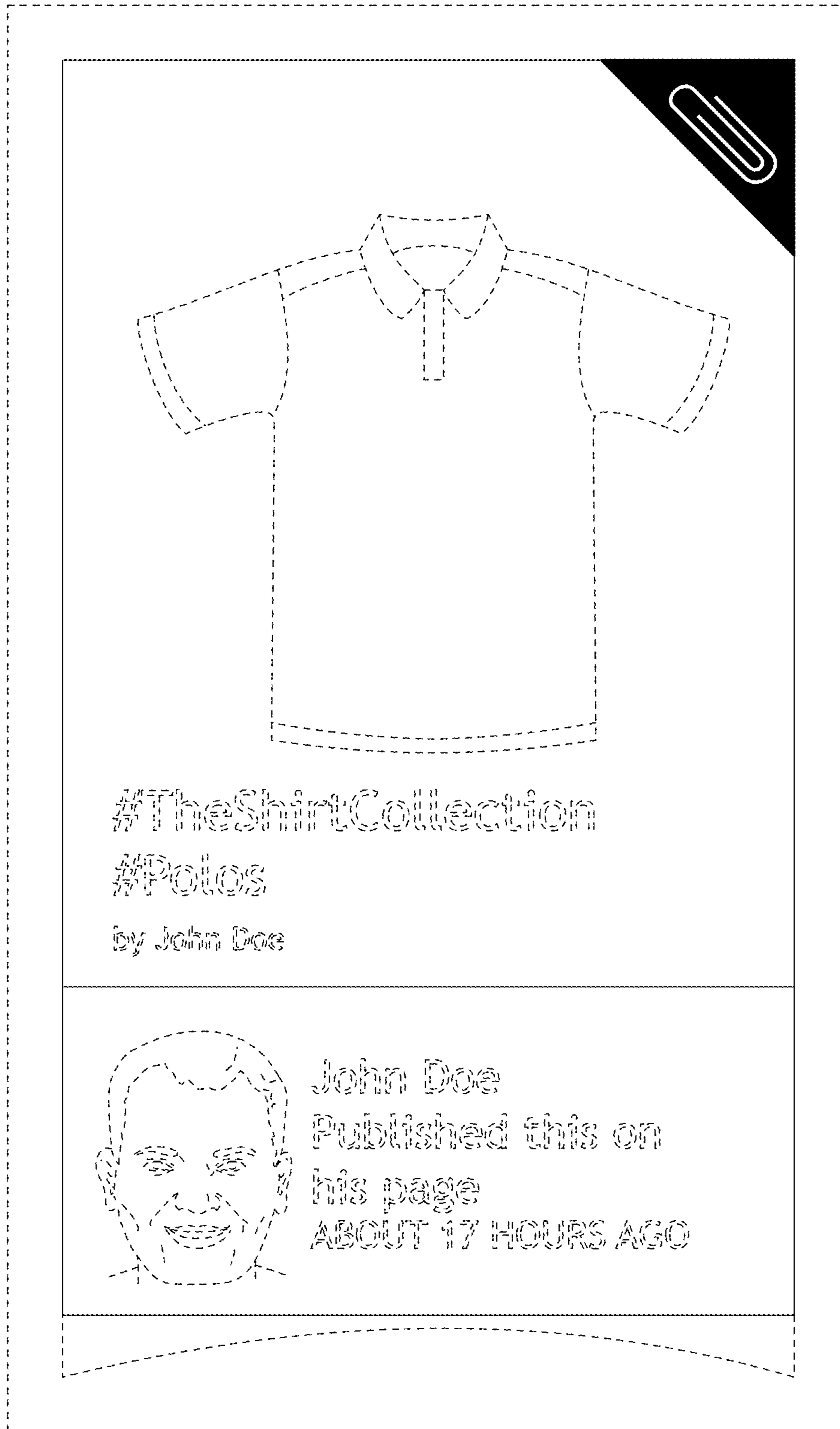


FIG. 2