



US00D815101S

(12) **United States Design Patent** (10) **Patent No.:** **US D815,101 S**  
**Gothmann et al.** (45) **Date of Patent:** **\*\* Apr. 10, 2018**

(54) **COMPUTER HARDWARE FACEPLATE**

(56) **References Cited**

(71) Applicant: **F5 Networks, Inc.**, Seattle, WA (US)

U.S. PATENT DOCUMENTS

(72) Inventors: **William Gothmann**, Seattle, WA (US);  
**Teng Moua**, Seattle, WA (US)

D439,582 S	3/2001	Jensen et al.	
D447,483 S *	9/2001	Wu .....	D14/313
D532,418 S *	11/2006	Crisp .....	D14/313
D545,823 S *	7/2007	Cornelius, III .....	D14/441
D585,441 S *	1/2009	Alfonso .....	D14/313
D608,776 S *	1/2010	Kang .....	D14/301
D673,945 S *	1/2013	Wallace .....	D14/313
D748,093 S *	1/2016	Russette .....	D14/356
2003/0102785 A1 *	6/2003	Tsai .....	G06F 1/184 312/223.1

(73) Assignee: **F5 Networks, Inc.**, Seattle, WA (US)

(\*\*) Term: **15 Years**

(21) Appl. No.: **29/580,091**

(22) Filed: **Oct. 5, 2016**

\* cited by examiner

(51) **LOC (11) Cl.** ..... **14-02**

*Primary Examiner* — Freda S Nunn

(52) **U.S. Cl.**

(74) *Attorney, Agent, or Firm* — LeClairRyan PLLC

USPC ..... **D14/444**

(58) **Field of Classification Search**

(57) **CLAIM**

USPC ..... D14/240, 300, 301, 308, 313, 314,  
D14/348–356, 364–368, 441–446, 188;  
D13/123, 158, 162, 184, 199;  
312/223.1–223.3, 351.11;  
360/99.01–99.12; 369/34.01–36.01;  
361/679.31–679.33, 679.37, 679.39,  
361/679.46, 679.53, 679.4, 679.41, 727  
CPC . G06F 1/20; G06F 1/181; G06F 1/187; G06F  
1/183; G06F 1/184; G06F 1/16; H05K  
7/16; H05K 7/1424; H05K 7/1409; H05K  
7/20; H05K 7/20545; H05K 7/20727;  
H05K 7/1425; H05K 7/1488; H05K  
7/183; H05K 7/14; H05K 5/00; H05K  
7/00; H05H 7/20; G11B 33/126; G11B  
33/128; G11B 33/08; G11B 33/02

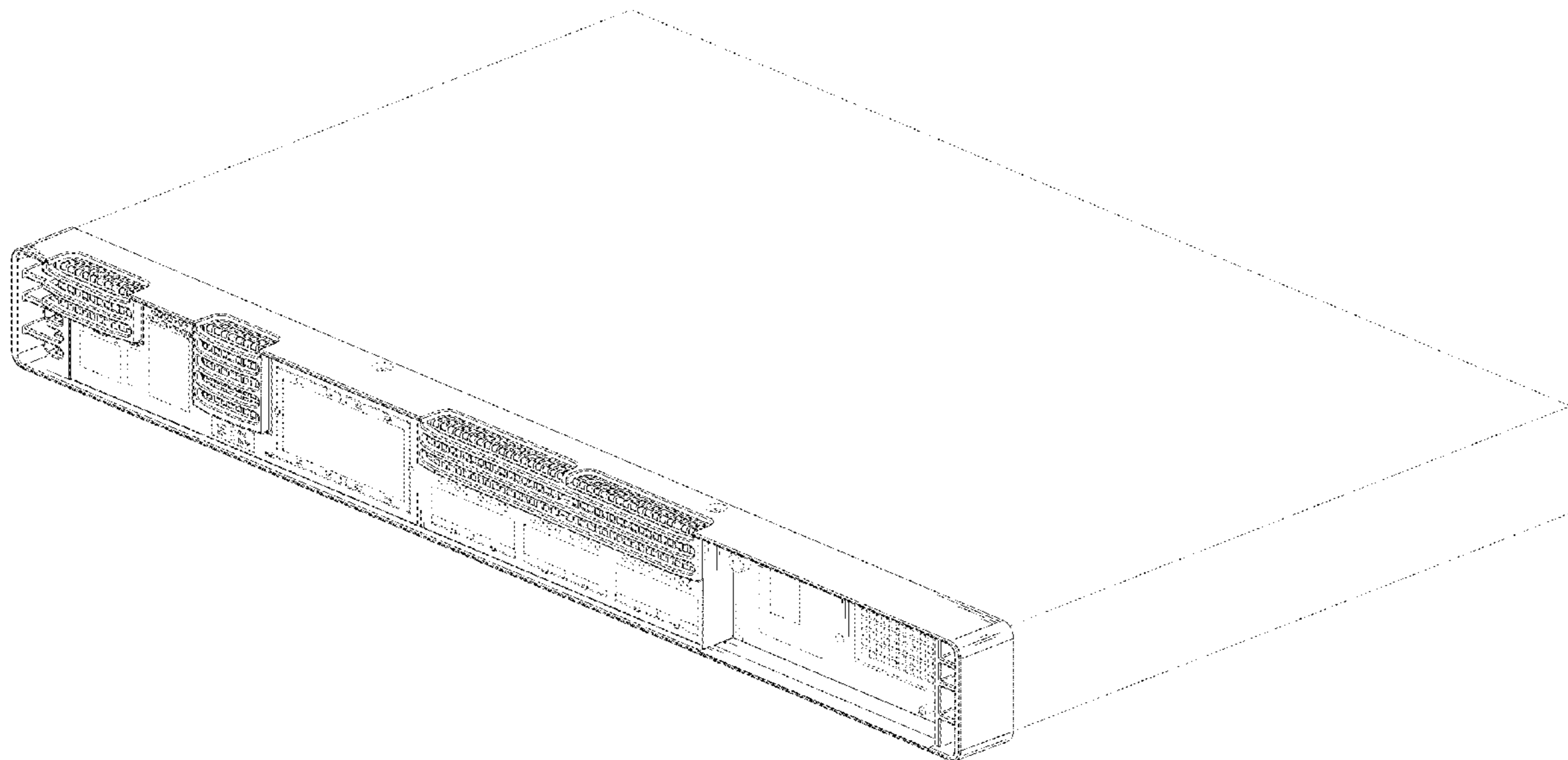
The ornamental design for a computer hardware faceplate, as shown and described.

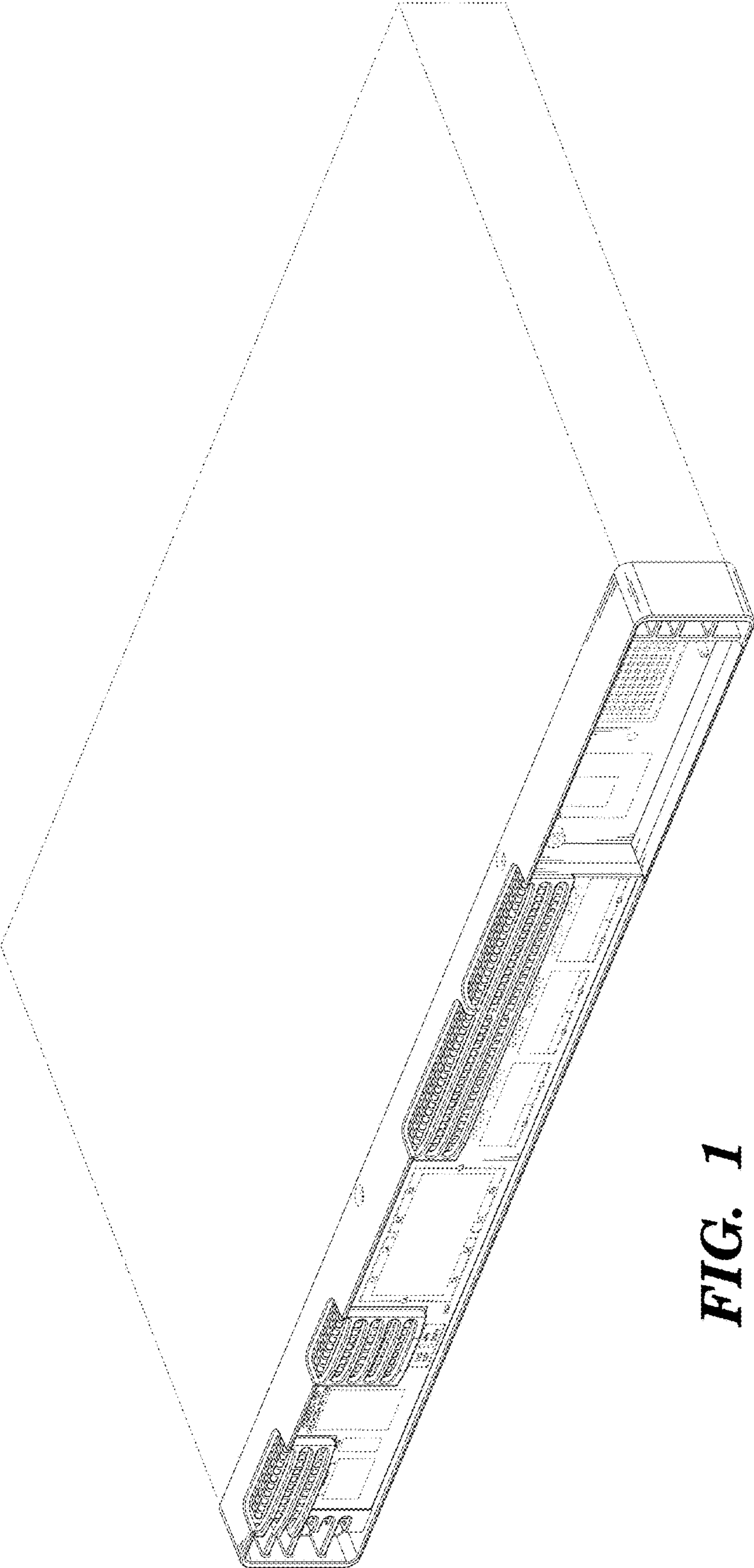
**DESCRIPTION**

FIG. 1 is a perspective view of a computer hardware faceplate showing our new design;  
FIG. 2 is a front view thereof;  
FIG. 3 is a right side view thereof, the left side view being a mirror image;  
FIG. 4 is a top view thereof; and,  
FIG. 5 is a bottom view thereof.

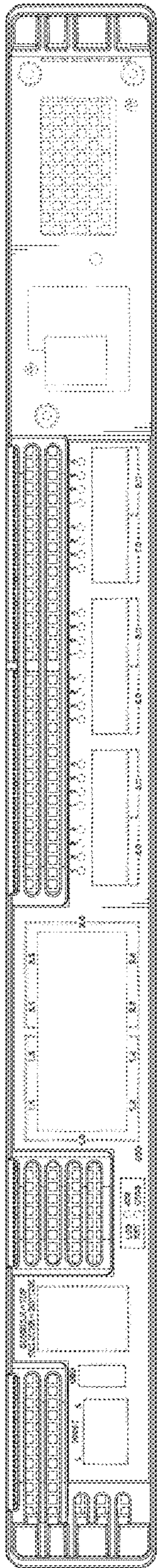
**1 Claim, 4 Drawing Sheets**

See application file for complete search history.






**FIG. 1**




**FIG. 2**



**FIG. 3**

**FIG. 4**



**FIG. 5**

