



US00D815094S

(12) **United States Design Patent**
Jiang

(10) **Patent No.:** **US D815,094 S**

(45) **Date of Patent:** **** Apr. 10, 2018**

(54) **MINI WIRELESS KEYBOARD**

(71) Applicant: **Yue Jiang**, Dongguan (CN)

(72) Inventor: **Yue Jiang**, Dongguan (CN)

(73) Assignee: **DONGGUAN CITY KANGMAO ELECTRONICS LTD**, Dongguan (CN)

(**) Term: **15 Years**

(21) Appl. No.: **29/591,298**

(22) Filed: **Jan. 18, 2017**

(51) **LOC (11) Cl.** **14-02**

(52) **U.S. Cl.**
USPC **D14/398**

(58) **Field of Classification Search**
USPC D14/315-327, 391-399, 455, 456;
D18/1, 2, 7, 11; 235/145 A, 145 R;
341/22, 23; 345/104, 156, 168, 169, 173;
361/679.08, 679.09, 679.11, 679.26,
361/679.27
CPC G06F 1/16; G06F 1/1616; G06F 1/1626;
G06F 1/1632; G06F 1/1613; G06F
1/1601; G06F 1/1618; G06F 1/162; G06F
3/0221; G06F 3/0216; H01R 35/02;
H03M 11/00; G09B 13/04; H03K 17/94;
G09G 5/00; F16M 11/10; H05K 5/00;
H04M 1/0237; H01H 13/14; H01H 13/84;
B41J 5/00; B41J 5/12; B41J 5/10

See application file for complete search history.

(56) **References Cited**

U.S. PATENT DOCUMENTS

D383,741 S *	9/1997	Terng	D14/392
5,825,612 A *	10/1998	Aubuchon	G06F 3/0202 345/168
D413,877 S *	9/1999	Renk	D14/392
D474,470 S *	5/2003	Wu	D14/396
D475,051 S *	5/2003	Sexton	D14/398
D491,561 S *	6/2004	Sexton	D14/392
D646,726 S *	10/2011	Avery	D21/324
D656,554 S *	3/2012	Mar	D21/324
D729,245 S *	5/2015	Pang	D14/398
D729,802 S *	5/2015	Pang	D14/398

* cited by examiner

Primary Examiner — Freda S Nunn


(57) **CLAIM**

I claim the ornamental design for a mini wireless keyboard, as shown and described.

DESCRIPTION

FIG. 1 is a perspective view of a mini wireless keyboard showing my new design;
FIG. 2 is a front elevational view thereof;
FIG. 3 is a rear elevational view thereof;
FIG. 4 is a top plan view thereof;
FIG. 5 is a bottom plan view thereof;
FIG. 6 is a left side elevational view thereof; and,
FIG. 7 is a right side elevational view thereof.

1 Claim, 7 Drawing Sheets






Fig. 1

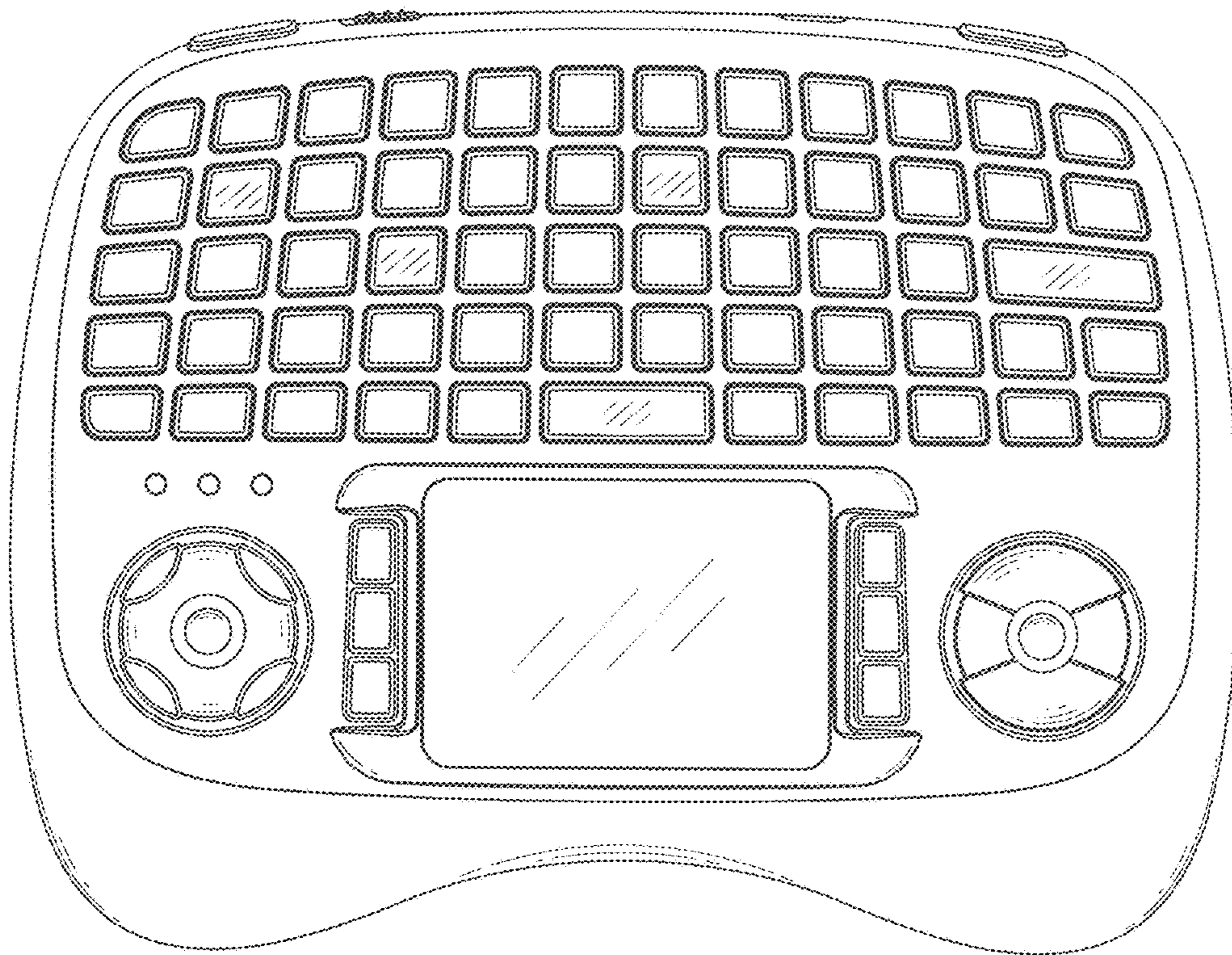


Fig.2

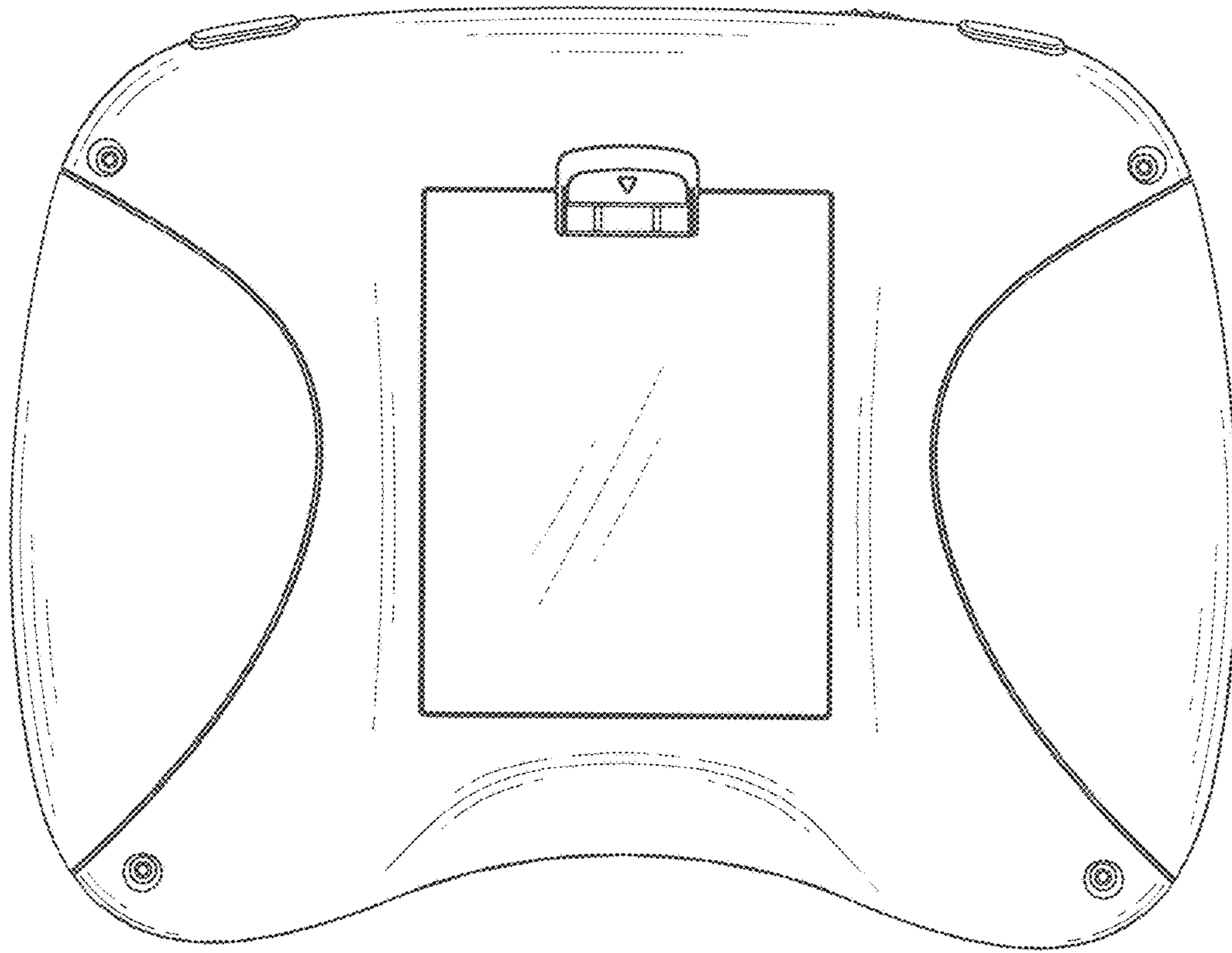


Fig.3

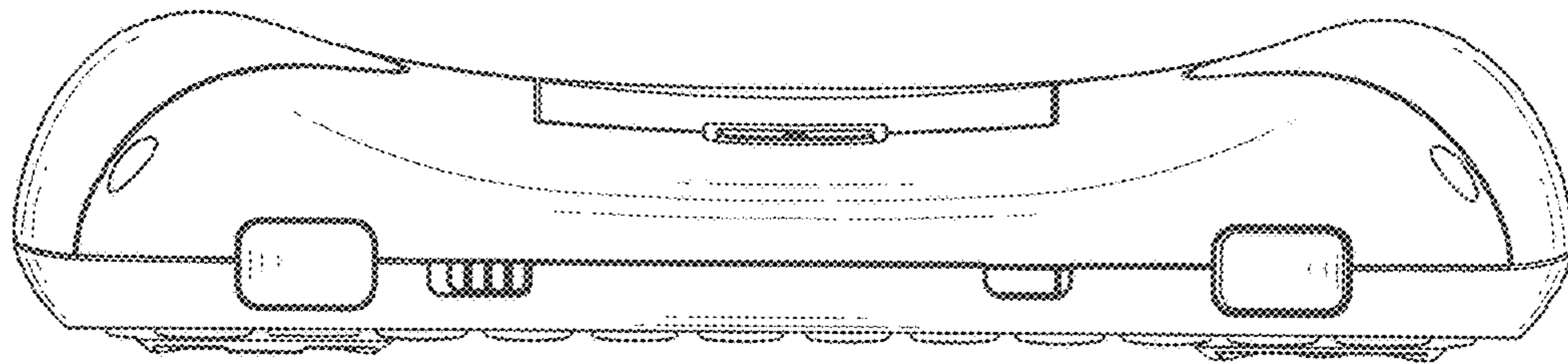


Fig.4

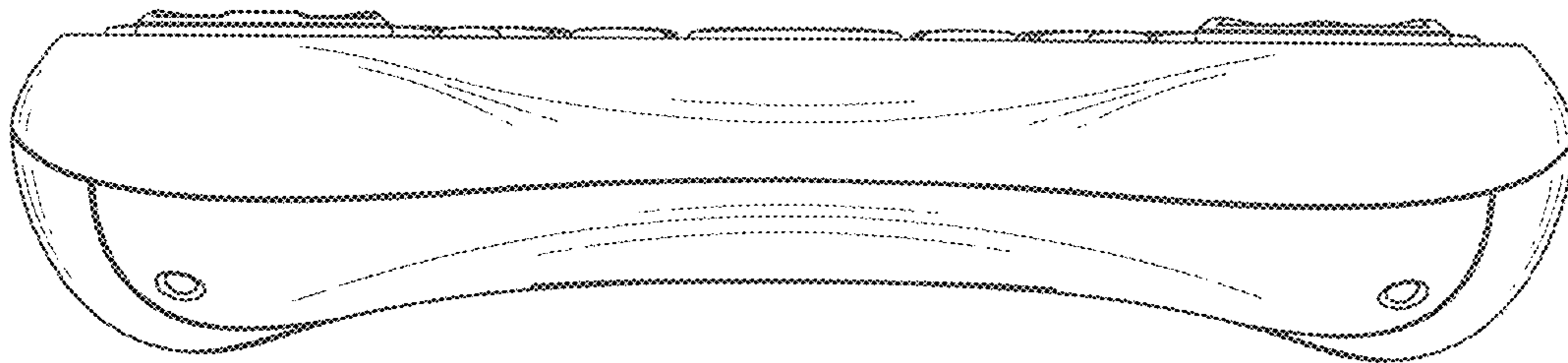


Fig.5

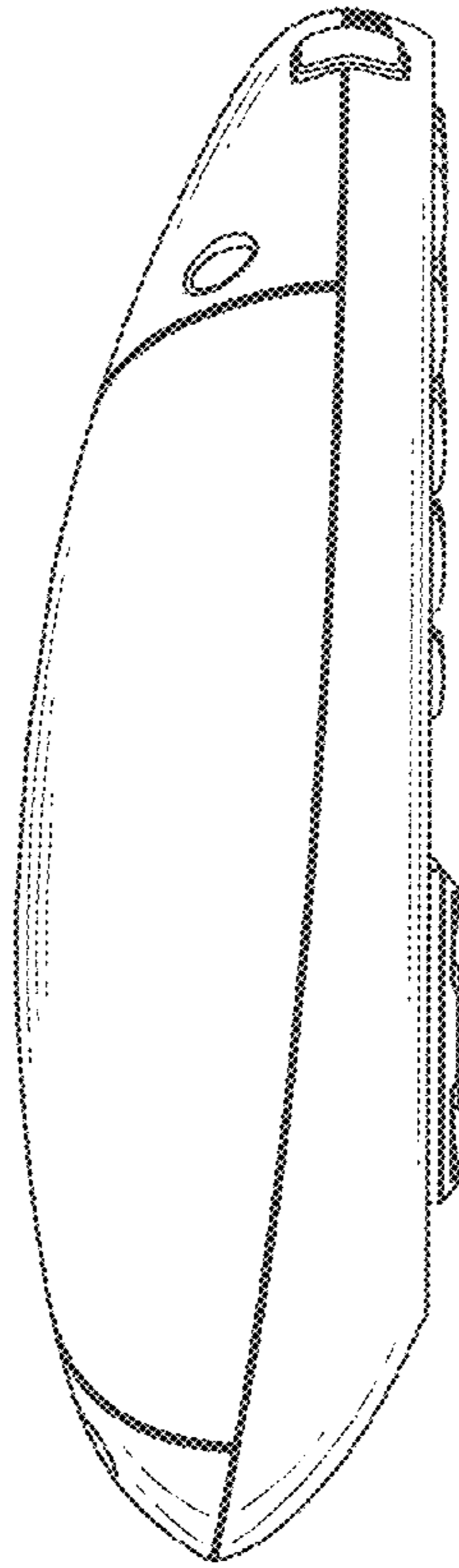


Fig.6

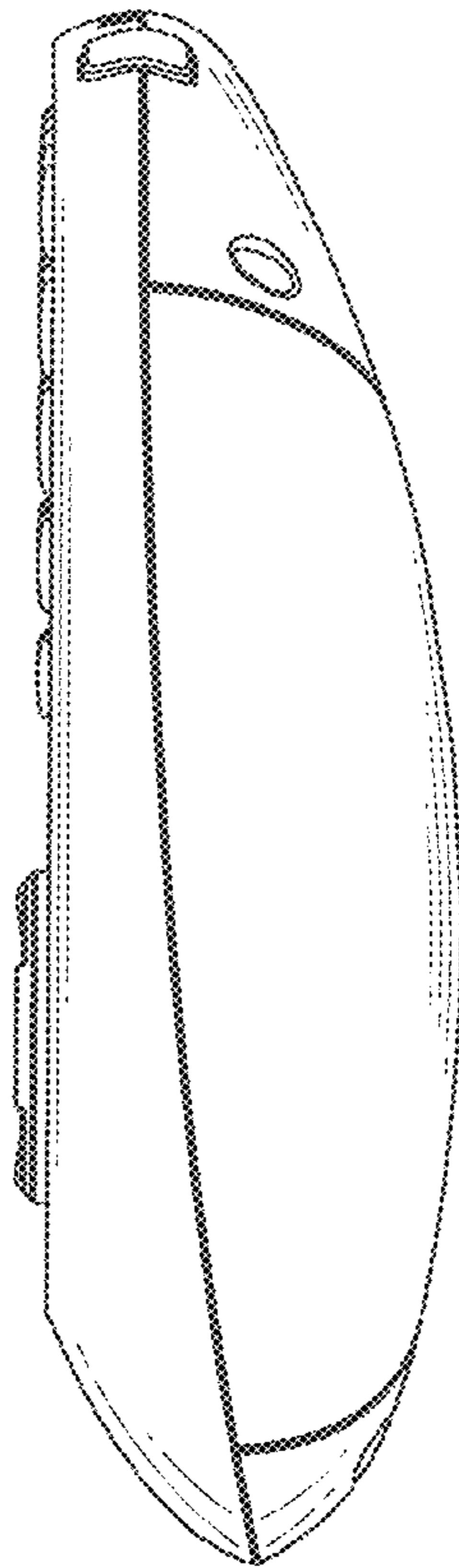


Fig.7