



US00D815086S

(12) **United States Design Patent**
Jeon et al.

(10) **Patent No.:** **US D815,086 S**
(45) **Date of Patent:** **** Apr. 10, 2018**

(54) **ACCESSORY FOR A MOBILE DEVICE**

(71) Applicants: **Dae Hyung Jeon**, Bucheon-si (KR);
Hyo Jin Jeon, Bucheon-si (KR)

(72) Inventors: **Dae Hyung Jeon**, Bucheon-si (KR);
Hyo Jin Jeon, Bucheon-si (KR)

(**) Term: **15 Years**

(21) Appl. No.: **29/597,091**

(22) Filed: **Mar. 14, 2017**

(51) **LOC (11) Cl.** **14-03**

(52) **U.S. Cl.**
USPC **D14/251; D3/218**

(58) **Field of Classification Search**
USPC D3/201, 207, 208, 212, 218, 232, 233,
D3/239, 242, 245-251, 269, 273, 301,
D3/303; D13/103, 107, 108, 119;
D14/137, 138 R, 138 AA, 138 C, 138 G,
D14/203.3-203.7, 217, 238.1, 247, 248,
D14/250, 251-253, 440, 447
CPC H04B 1/3888; H04M 1/0283; H04M
1/0202; A45C 1/06; A45C 2011/002;
A45C 23/02; A45C 11/00; A45F
2005/028; A45F 2200/0525; A45F
2200/0518

See application file for complete search history.

(56) **References Cited**

U.S. PATENT DOCUMENTS

D176,019 S *	11/1955	Hollowell	D8/306
D523,726 S *	6/2006	Weinerman	D8/306
D548,560 S *	8/2007	Weinerman	D8/301
D590,386 S *	4/2009	Leith	D14/248
D624,800 S *	10/2010	Burns	D8/301
D625,574 S *	10/2010	Burns	D8/306
D641,154 S *	7/2011	Smith	D3/218
D660,305 S *	5/2012	Ho	D14/447
D682,811 S *	5/2013	Heath	D14/223
D687,026 S *	7/2013	Ruvolo	D14/250

D705,767 S *	5/2014	Yoon	D14/250
D706,254 S *	6/2014	Chang	D14/217
D711,886 S *	8/2014	Kerawala	D14/440
D712,894 S *	9/2014	Drexler	D14/250
D713,140 S *	9/2014	Krupnick	D3/218
D713,397 S *	9/2014	Du	D14/250
D715,619 S *	10/2014	Fritz	D8/306
D720,595 S *	1/2015	Bertani	D8/306
D729,254 S *	5/2015	Sullivan	D14/440
9,179,565 B2 *	11/2015	Cho	H05K 7/00

(Continued)

OTHER PUBLICATIONS

iRing from "How to Stop Dropping Your iPhone", posted at Athomewithtech.com, posting date May 10, 2015, [online], [site visited Jan. 26, 2018]. Available from Internet, <URL: https://athomewithtech.com/2015/05/10/how-to-stop-dropping-your-iphone/>.*

(Continued)

Primary Examiner — Lisa A Grabenstetter
(74) *Attorney, Agent, or Firm* — KORUS Patent, LLC;
Seong Il Jeong

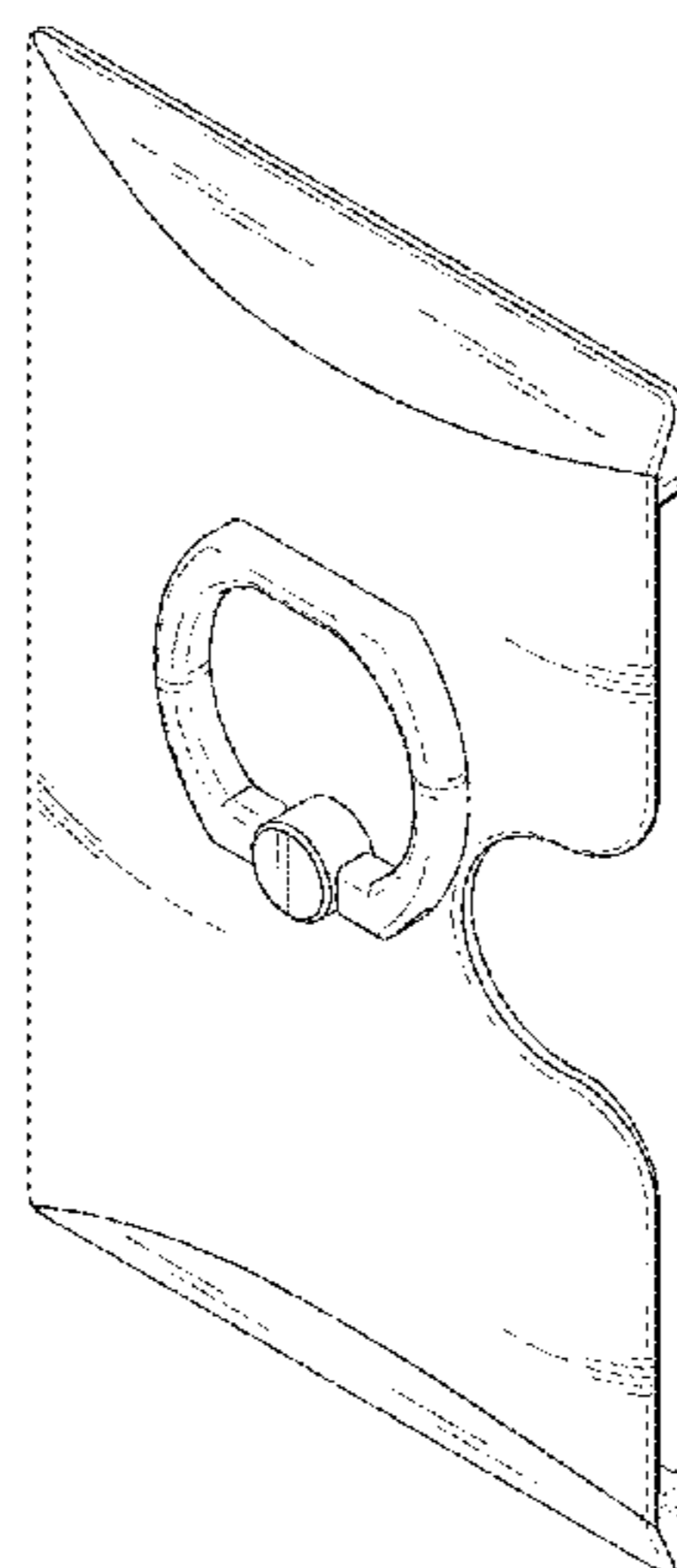
(57) **CLAIM**

The ornamental design for an accessory for a mobile device, as shown and described.

DESCRIPTION

FIG. 1 is a front perspective view of an accessory for a mobile device in accordance with the present design;
FIG. 2 is a front view thereof;
FIG. 3 is a rear view thereof;
FIG. 4 is a left side view thereof;
FIG. 5 is a right side view thereof;
FIG. 6 is a top plan view thereof;
FIG. 7 is a bottom plan view thereof; and,
FIG. 8 is a rear perspective view thereof.
FIG. 8 is an exploded rear perspective view thereof, showing the design in relationship to the unclaimed environment.

1 Claim, 6 Drawing Sheets



(56)

References Cited

U.S. PATENT DOCUMENTS

D747,321 S *	1/2016	London	D14/440
D748,463 S *	2/2016	Turksu	D14/440
D749,069 S *	2/2016	Senoff	D14/251
D749,559 S *	2/2016	Senoff	D14/251
D753,912 S *	4/2016	Spero	A45C 13/20 D3/218
D774,027 S *	12/2016	Roberts	D14/250

OTHER PUBLICATIONS

Cell Phone Card Holder with Ring Stand posted at Amazon.com, posting date Jan. 18, 2016, [online], [site visited Jan. 26, 2018]. Available from Internet, <URL: <https://www.amazon.com/Premium-Leather-Holder-Sticker-Adhesive/dp/B07579M4D5>>.*

* cited by examiner

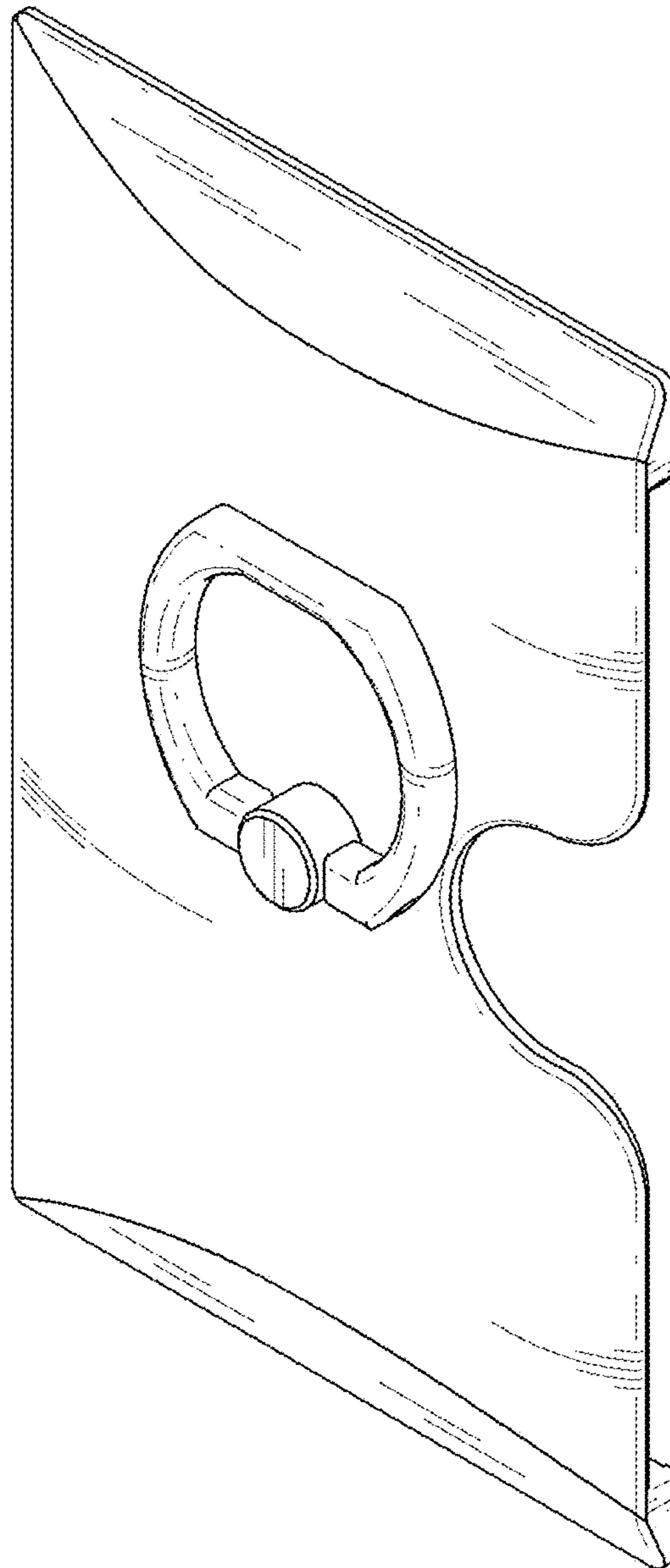


FIG. 1

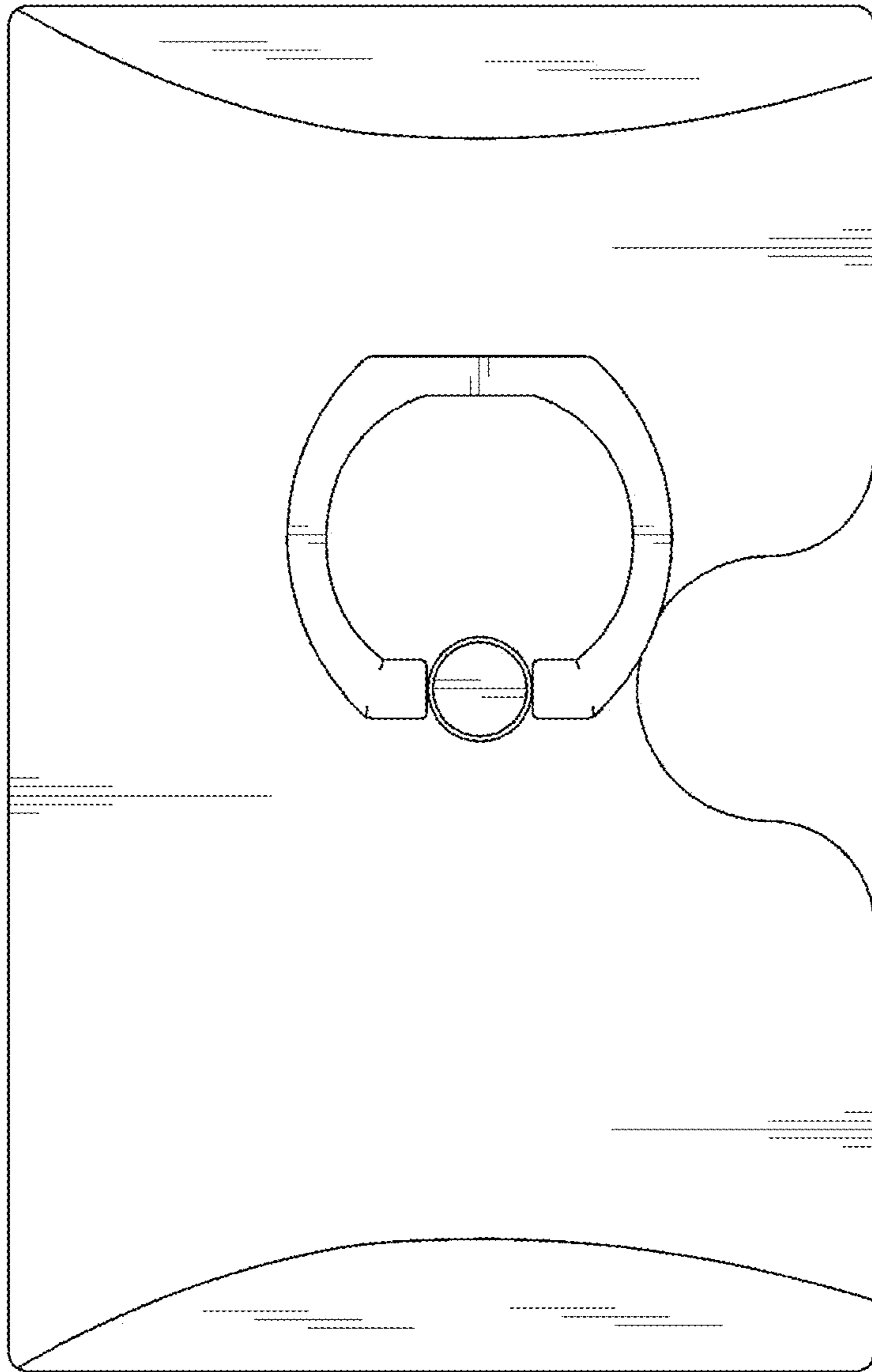


FIG.2

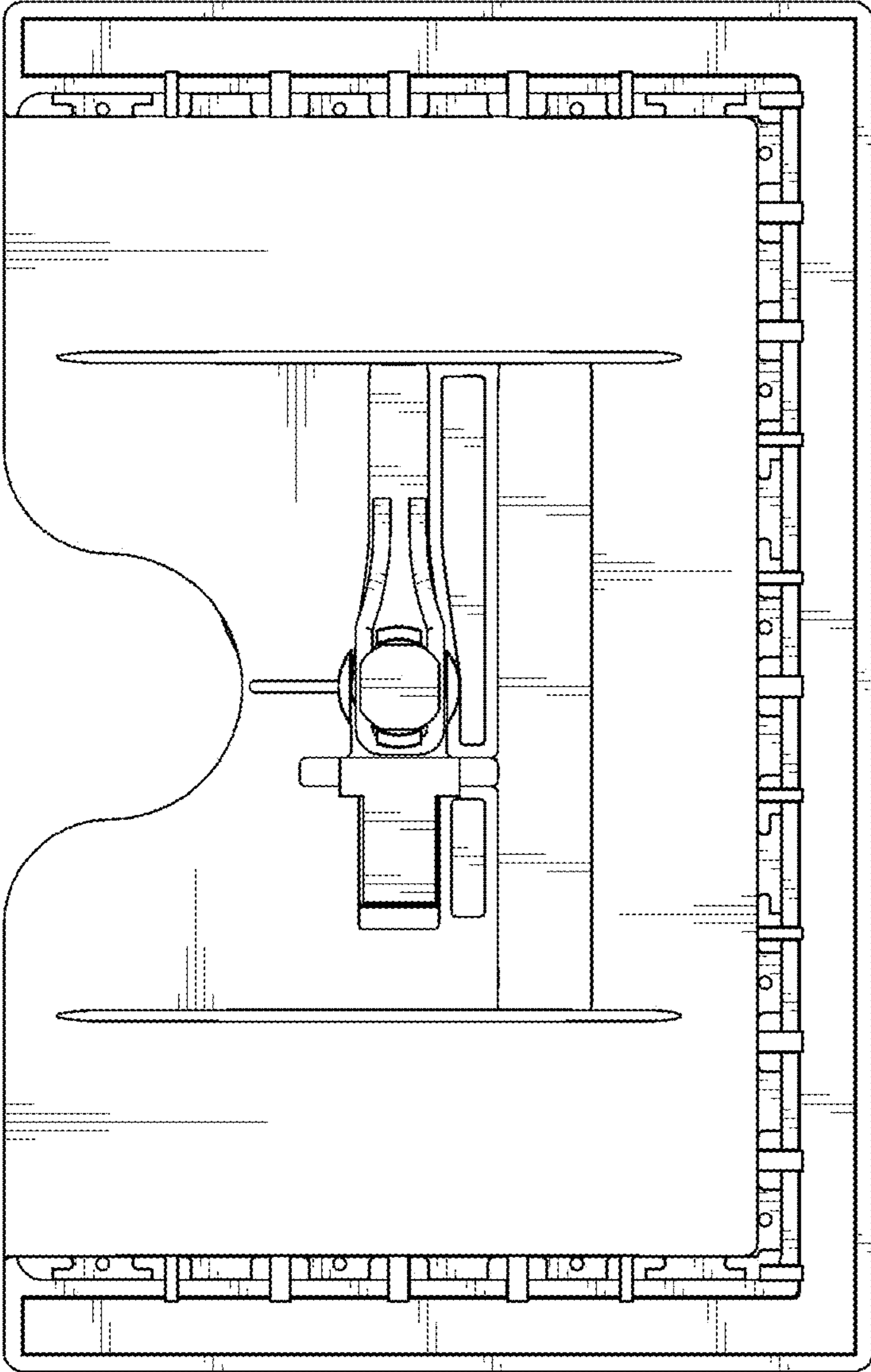


FIG. 3

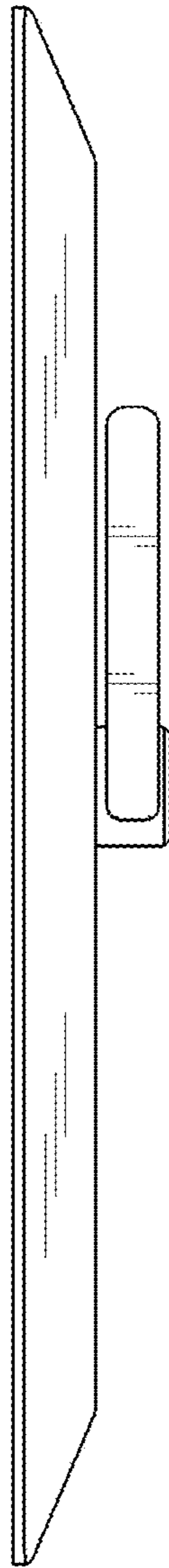


FIG.4

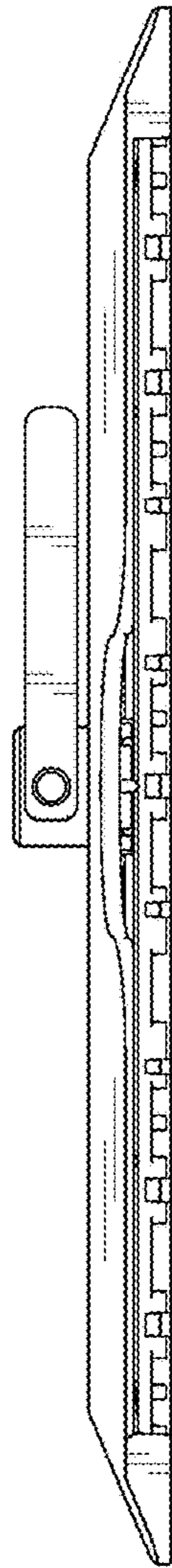


FIG. 5




FIG. 6

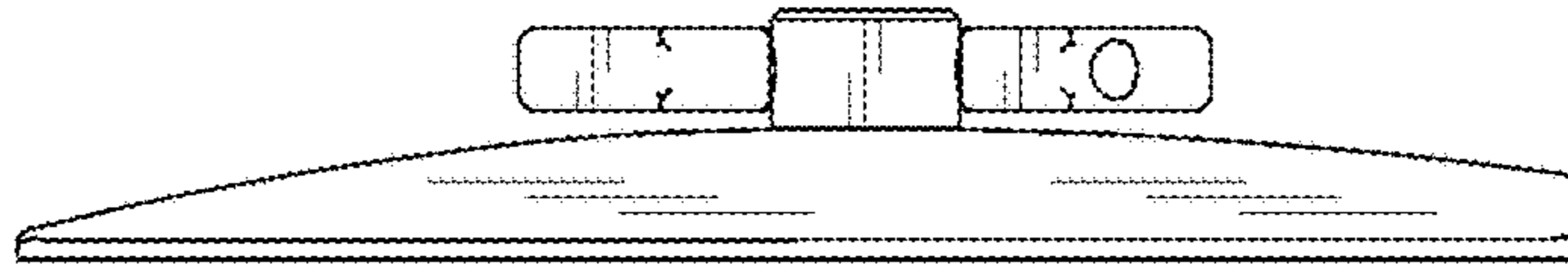


FIG. 7

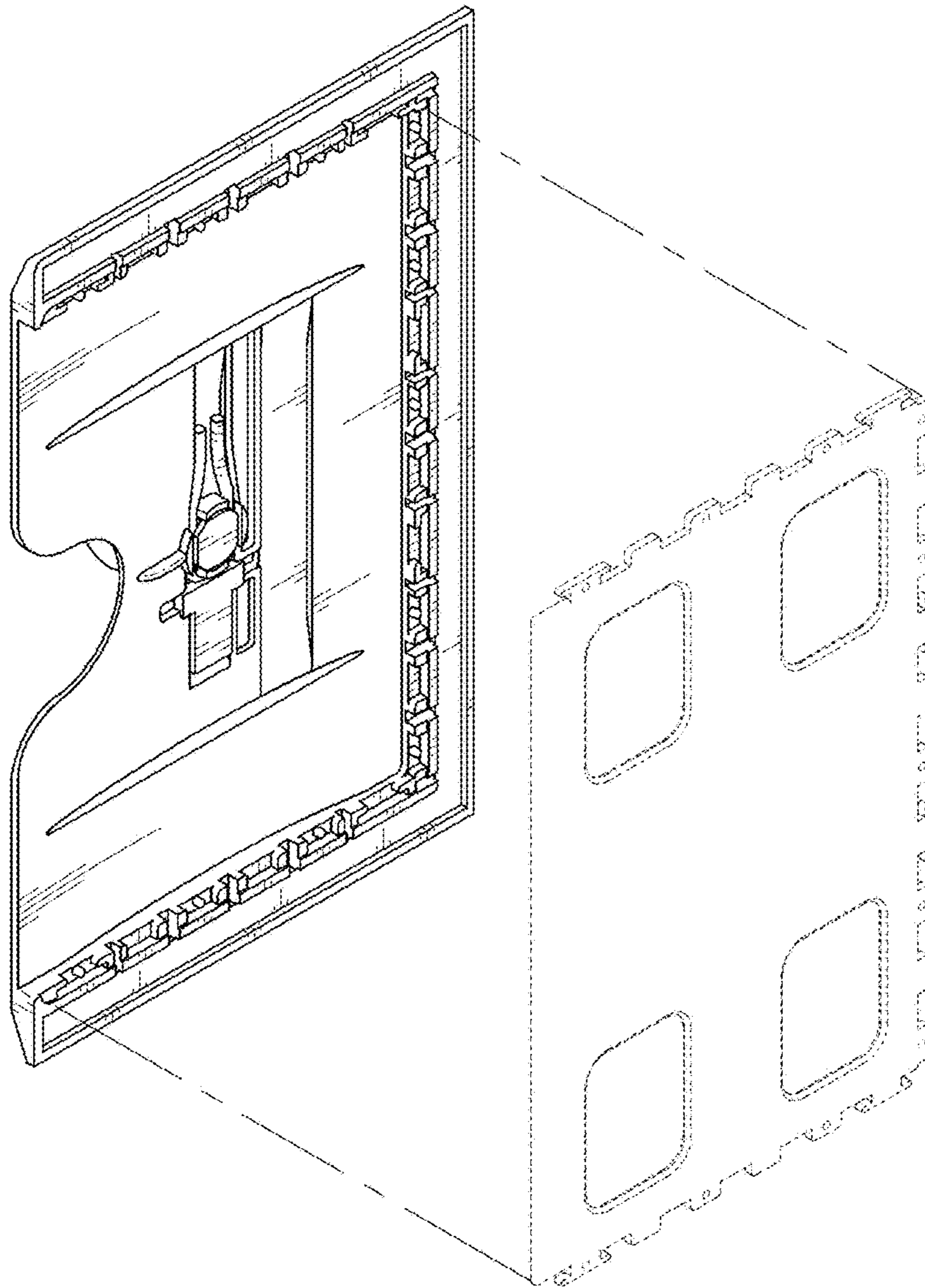


FIG. 8