



US00D815084S

(12) **United States Design Patent**
Fitzgerald et al.

(10) **Patent No.:** **US D815,084 S**
(45) **Date of Patent:** **** Apr. 10, 2018**

- (54) **CASE FOR A SMARTPHONE**
- (71) Applicant: **OTTER PRODUCTS, LLC**, Fort Collins, CO (US)
- (72) Inventors: **John P. Fitzgerald**, Fort Collins, CO (US); **Weishin T. Sharp**, San Diego, CA (US); **Warren M. Terry**, Poway, CA (US)
- (73) Assignee: **Otter Products, LLC**, Fort Collins, CO (US)
- (**) Term: **15 Years**
- (21) Appl. No.: **29/580,296**
- (22) Filed: **Oct. 7, 2016**
- (51) **LOC (11) Cl.** **14-03**
- (52) **U.S. Cl.**
USPC **D14/250**
- (58) **Field of Classification Search**
USPC D3/201, 218, 232, 233, 239, 242, D3/245-247, 250, 251, 269, 273, 301, D3/303; D13/103, 107, 108, 119; D14/137, 138 R, 138 AA, 138 C, 138 G, D14/203.3-203.7, 217, 238.1, 247, 248, D14/250, 251-253, 440
CPC H04B 1/3888; H04M 1/0283; H04M 1/0202; A45C 1/06; A45C 2011/002; A45C 23/02; A45C 11/00; A45F 2005/028; A45F 2200/0525; A45F 2200/0518
See application file for complete search history.

(56) **References Cited**

U.S. PATENT DOCUMENTS

- D624,910 S * 10/2010 Richardson D14/250
- D637,591 S * 5/2011 Willes D14/250
- D662,923 S 7/2012 Piedra et al.
- D670,280 S 11/2012 Rayner

- D675,603 S * 2/2013 Melanson D14/250
- D675,604 S * 2/2013 Limber D14/250
- D675,606 S * 2/2013 Adelman D14/250
- D683,338 S * 5/2013 Wilson D14/250
- D691,990 S 10/2013 Rayner
- D692,419 S 10/2013 Rayner
- D693,801 S 11/2013 Rayner
- D694,227 S 11/2013 Rayner
- D696,239 S * 12/2013 Murchison D14/250
- D698,342 S * 1/2014 Gronewoller D14/250
- D699,715 S * 2/2014 Fitzgerald D14/250
- D703,652 S 4/2014 Melanson et al.
- D703,654 S 4/2014 Melanson et al.
- D704,182 S * 5/2014 Smith D14/250
- D707,670 S * 6/2014 Chang D14/250
- D709,059 S 7/2014 Kim et al.
- D709,061 S 7/2014 Borra et al.
- D710,345 S 8/2014 Chang

(Continued)

Primary Examiner — Susan E Krakower
Assistant Examiner — L. A. Grabenstetter

(57) **CLAIM**


The ornamental design for a case for a smartphone, as shown and described.

DESCRIPTION

FIG. 1 is a front isometric view of a case for a smartphone; FIG. 2 is a rear isometric view thereof; FIG. 3 is a front view thereof; FIG. 4 is a rear view thereof; FIG. 5 is a left view thereof; FIG. 6 is a right view thereof; FIG. 7 is a top view thereof; and, FIG. 8 is a bottom view thereof.

The dot-dash broken line represents a boundary of the claimed design. The dash-dash broken lines depict unclaimed subject matter. The broken lines and unshaded surfaces bounded by broken lines form no part of the claimed design.

1 Claim, 6 Drawing Sheets



(56)

References Cited

U.S. PATENT DOCUMENTS

D710,839	S	8/2014	Chang	
D714,769	S	10/2014	Rayner	
D714,770	S	10/2014	Rayner	
D714,771	S	10/2014	Rayner	
D718,755	S *	12/2014	To	D14/250
D721,360	S *	1/2015	Laffon de Mazieres	D14/250
D721,694	S *	1/2015	Lee	D14/250
D722,312	S	2/2015	Tages et al.	
D738,365	S *	9/2015	Melanson	D14/250
D739,394	S	9/2015	Rayner et al.	
D741,844	S	10/2015	Rayner et al.	
D748,612	S	2/2016	Chan et al.	
2012/0018323	A1	1/2012	Johnson et al.	
2012/0103844	A1	5/2012	Piedra et al.	
2012/0118773	A1	5/2012	Rayner	
2012/0211382	A1	8/2012	Rayner	
2014/0332417	A1	11/2014	Wicks et al.	
2015/0173229	A1	6/2015	Chao	
2016/0015138	A1	1/2016	Poon et al.	

* cited by examiner

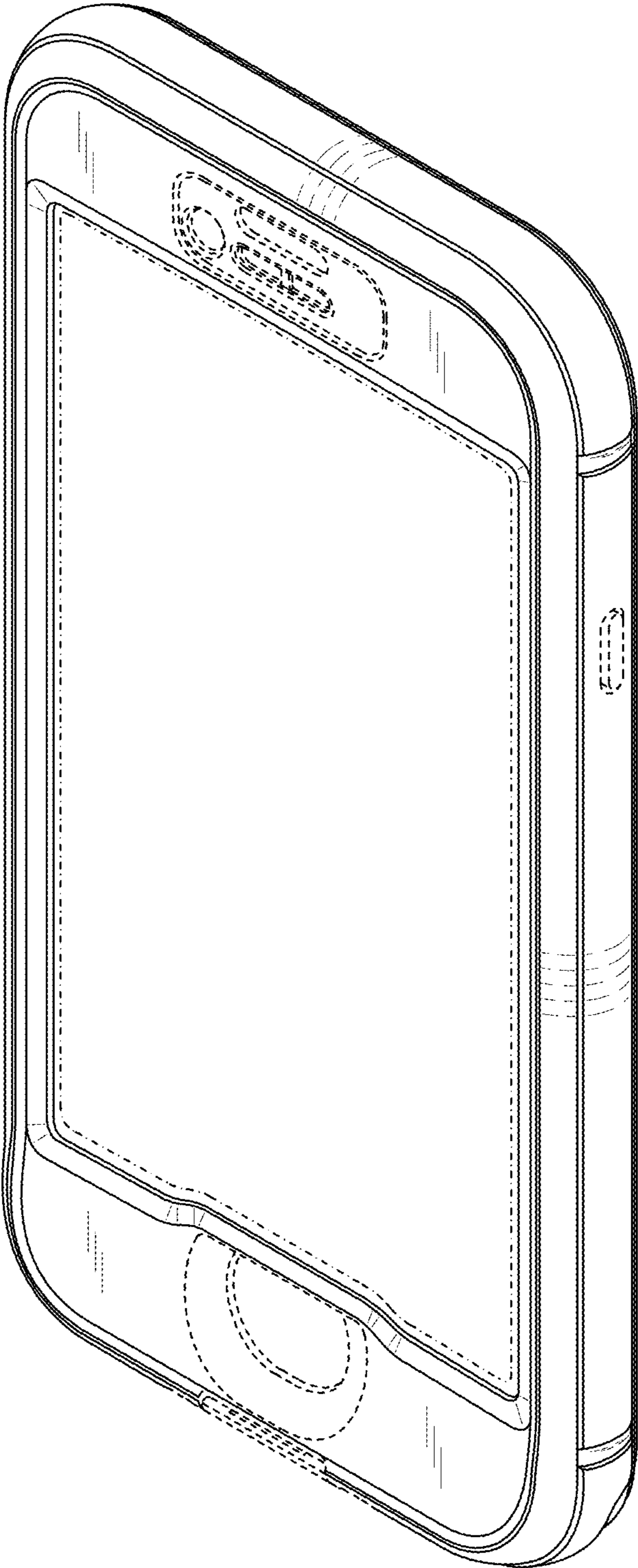


FIG. 1




FIG. 2




FIG. 3




FIG. 4

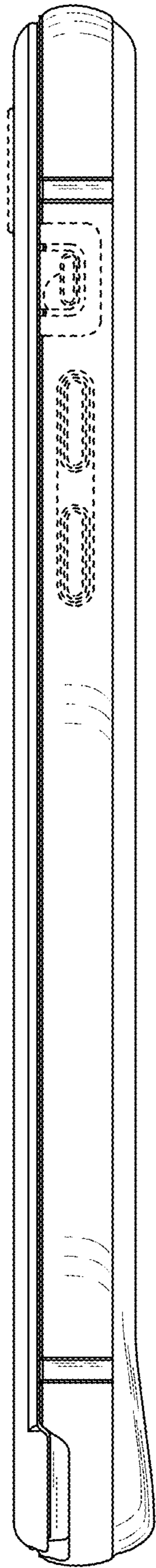


FIG. 5




FIG. 6

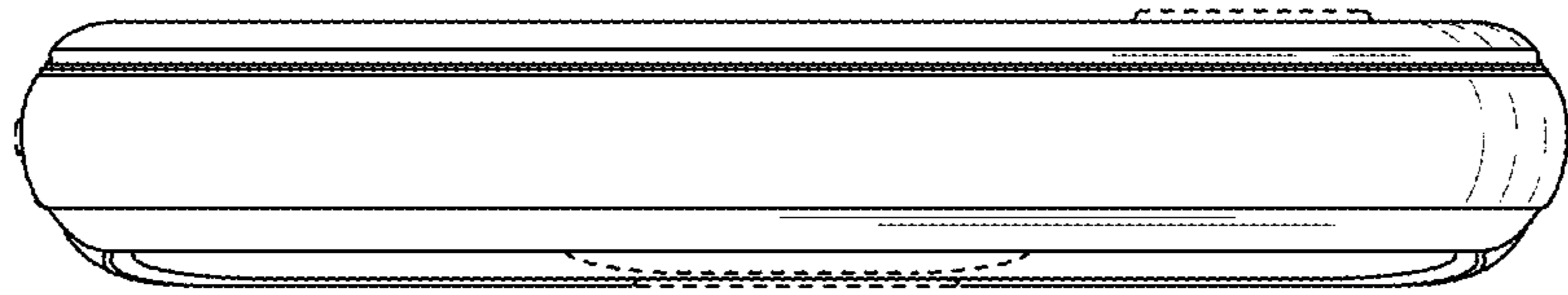


FIG. 7




FIG. 8