



US00D815083S

(12) **United States Design Patent**
Fitzgerald et al.

(10) **Patent No.:** **US D815,083 S**
(45) **Date of Patent:** **** Apr. 10, 2018**

- (54) **CASE FOR A SMARTPHONE**
- (71) Applicant: **OTTER PRODUCTS, LLC**, Fort Collins, CO (US)
- (72) Inventors: **John P. Fitzgerald**, Fort Collins, CO (US); **Peter S. Armstrong**, Poway, CA (US); **Aaron M. Lipner**, San Diego, CA (US); **Lan Nguyen**, San Diego, CA (US)
- (73) Assignee: **Otter Products, LLC**, Fort Collins, CO (US)

(**) Term: **15 Years**

(21) Appl. No.: **29/580,295**

(22) Filed: **Oct. 7, 2016**

(51) **LOC (11) Cl.** **14-03**

(52) **U.S. Cl.**
USPC **D14/250**

(58) **Field of Classification Search**
 USPC D3/201, 218, 232, 233, 239, 242, D3/245-247, 250, 251, 269, 273, 301, D3/303; D13/103, 107, 108, 119; D14/137, 138 R, 138 AA, 138 C, 138 G, D14/203.3-203.7, 217, 238.1, 247, 248, D14/250, 251-253, 440
 CPC H04B 1/3888; H04M 1/0283; H04M 1/0202; A45C 1/06; A45C 2011/002; A45C 23/02; A45C 11/00; A45F 2005/028; A45F 2200/0525; A45F 2200/0518

See application file for complete search history.

(56) **References Cited**

U.S. PATENT DOCUMENTS

- D565,291 S 4/2008 Brandenburg et al.
- D613,282 S 4/2010 Richardson et al.
- D615,535 S 5/2010 Richardson et al.

- D617,784 S 6/2010 Richardson et al.
- D623,179 S 9/2010 Richardson et al.
- D624,910 S * 10/2010 Richardson D14/250
- D637,591 S * 5/2011 Willes D14/250
- D641,013 S 7/2011 Richardson et al.
- D642,169 S 7/2011 Andre et al.
- D670,280 S 11/2012 Rayner
- D675,603 S * 2/2013 Melanson D14/250
- D675,604 S * 2/2013 Limber D14/250
- D675,606 S * 2/2013 Adelman D14/250
- D677,251 S 3/2013 Melanson et al.
- D683,338 S * 5/2013 Wilson D14/250
- D691,990 S 10/2013 Rayner
- D692,419 S 10/2013 Rayner
- D694,227 S 11/2013 Rayner
- D695,730 S 12/2013 Wicks et al.
- D696,239 S * 12/2013 Murchison D14/250
- D698,342 S * 1/2014 Gronewoller D14/250

(Continued)

Primary Examiner — Susan E Krakower
Assistant Examiner — L. A. Grabenstetter

(57) **CLAIM**

The ornamental design for a case for a smartphone, as shown and described.

DESCRIPTION

FIG. 1 is a front isometric view of a case for a smartphone; FIG. 2 is a rear isometric view thereof; FIG. 3 is a front view thereof; FIG. 4 is a rear view thereof; FIG. 5 is a left view thereof; FIG. 6 is a right view thereof; FIG. 7 is a top view thereof; and, FIG. 8 is a bottom view thereof.

The dot-dash broken line represents a boundary of the claimed design. The dash-dash broken lines depict unclaimed subject matter. The broken lines and unshaded surfaces bounded by broken lines form no part of the claimed design.

1 Claim, 6 Drawing Sheets



(56)

References Cited

U.S. PATENT DOCUMENTS

D699,715	S	*	2/2014	Fitzgerald	D14/250
D702,221	S		4/2014	Vandiver		
D703,652	S		4/2014	Melanson et al.		
D704,182	S	*	5/2014	Smith	D14/250
D705,768	S		5/2014	Melanson et al.		
D707,670	S	*	6/2014	Chang	D14/250
D709,059	S		7/2014	Kim et al.		
D709,061	S		7/2014	Borra et al.		
D714,769	S		10/2014	Rayner		
D714,770	S		10/2014	Rayner		
D714,771	S		10/2014	Rayner		
D718,755	S	*	12/2014	To	D14/250
D721,360	S	*	1/2015	Laffon de Mazieres	D14/250
D721,694	S	*	1/2015	Lee	D14/250
D738,365	S	*	9/2015	Melanson	D14/250
D739,394	S		9/2015	Rayner et al.		
D741,844	S		10/2015	Rayner et al.		
D746,275	S		12/2015	Mohammad		
2012/0118773	A1		5/2012	Rayner		
2014/0339104	A1		11/2014	Magness		
2015/0102079	A1		4/2015	Yang		

* cited by examiner

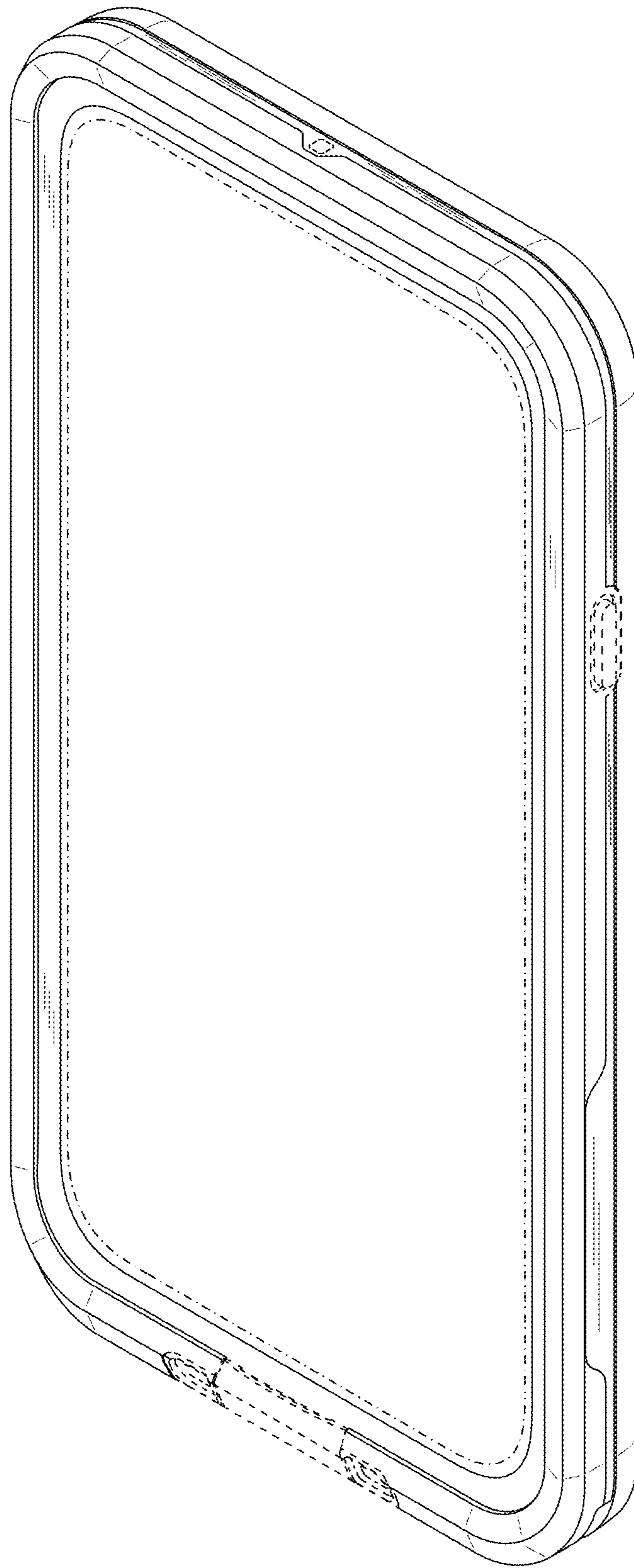


FIG. 1

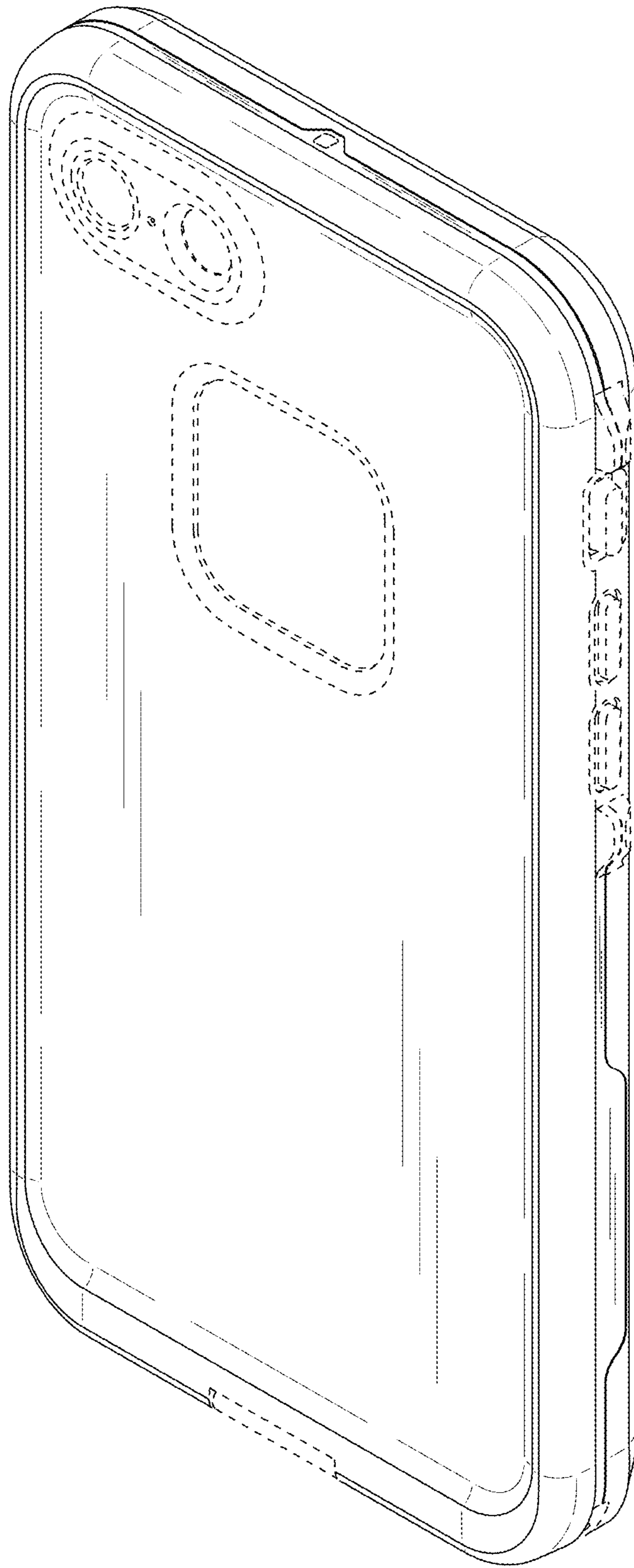


FIG. 2




FIG. 3

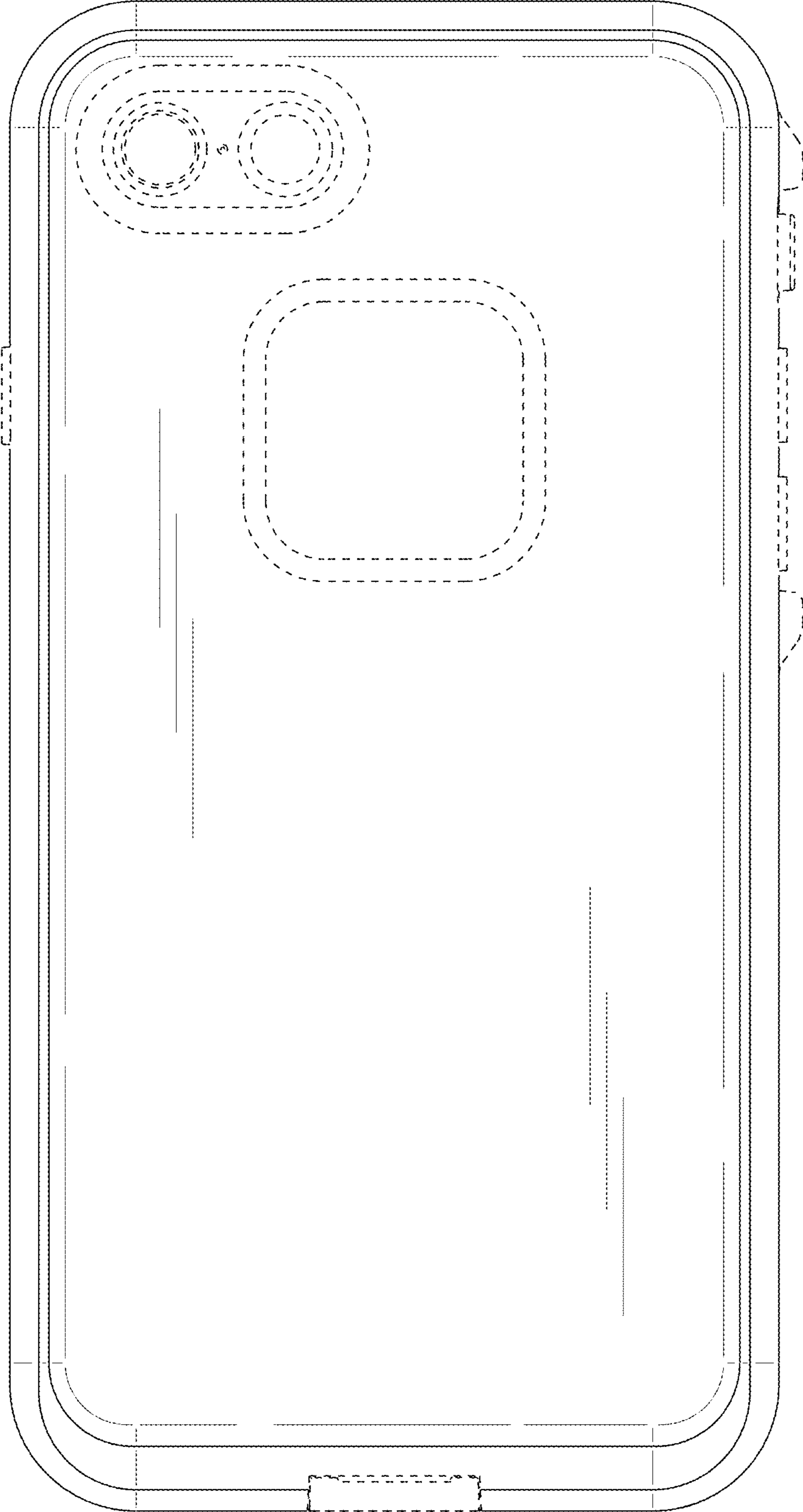


FIG. 4

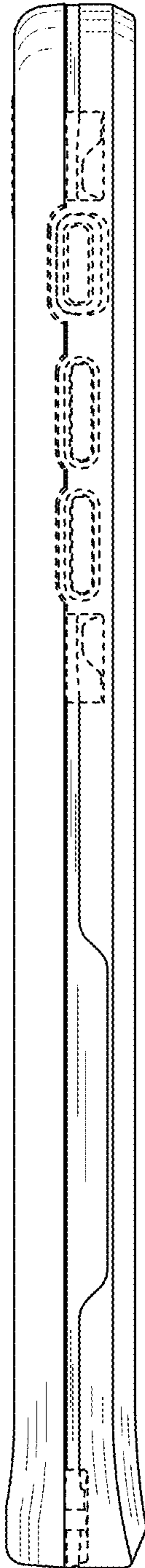


FIG. 5

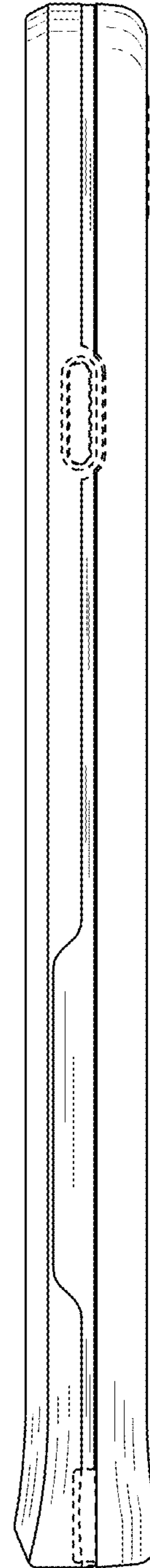


FIG. 6

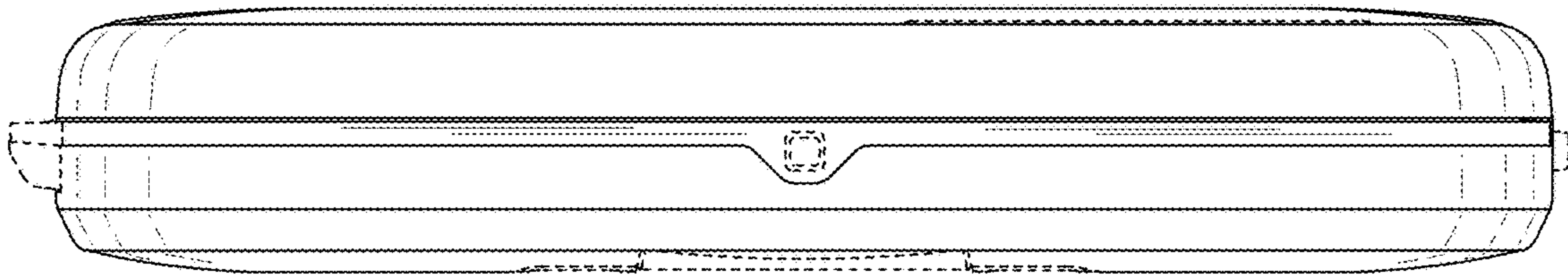


FIG. 7




FIG. 8