



US00D815065S

(12) **United States Design Patent** (10) **Patent No.:** **US D815,065 S**
Willis et al. (45) **Date of Patent:** **** Apr. 10, 2018**

(54) **EARPHONE**

- (71) Applicant: **Human, Incorporated**, Seattle, WA (US)
- (72) Inventors: **Benjamin S. Willis**, Bellevue, WA (US); **Stephen John Minarsch**, Seattle, WA (US); **Adam Abraham Jossem**, Seattle, WA (US); **Dae Il Kwon**, Edmonds, WA (US); **Francesca Alyssum Quaglia**, Seattle, WA (US)
- (73) Assignee: **Human, Incorporated**, Seattle, WA (US)

(**) Term: **15 Years**

(21) Appl. No.: **29/570,560**

(22) Filed: **Jul. 8, 2016**

(51) **LOC (11) Cl.** **14-01**

(52) **U.S. Cl.**
USPC **D14/223**

(58) **Field of Classification Search**
USPC D14/205–206, 223, 225, 372, 433;
D29/112; D24/173–174
CPC H04R 1/10; H04R 1/1016; H04R 1/1066;
H04R 1/105; H04R 1/1033; H04R 1/08;
H04R 5/033; H04R 5/0335; H04R 25/00
See application file for complete search history.

(56) **References Cited**

U.S. PATENT DOCUMENTS

4,872,219	A *	10/1989	Duncan	A61F 11/06 128/866
4,935,965	A *	6/1990	Wassell	A61F 11/06 181/129
D317,610	S *	6/1991	Jahnke	D14/205
5,339,467	A *	8/1994	Brinkley	A61F 11/06 2/209
D357,479	S *	4/1995	Coomans	D14/223
D375,258	S *	11/1996	Weder	D9/414
5,673,438	A *	10/1997	Lambert	A61F 11/06 128/857

(Continued)

OTHER PUBLICATIONS

These futuristic wireless headphones will make you look like an alien, posted at Digitalspy.com, posted on Sep. 20, 2016, site visited Jul. 5, 2017, <<http://www.digitalspy.com/tech/news/a808548/these-futuristic-wireless-headphones-will-make-you-look-like-an-alien/>>.*

(Continued)

Primary Examiner — Barbara Fox

Assistant Examiner — Messina L Smith

(74) *Attorney, Agent, or Firm* — Seed IP Law Group LLP

(57) **CLAIM**

The ornamental design for an earphone, as shown and described.

DESCRIPTION

FIG. 1 is a skewed isometric view of an earphone from one perspective, showing one embodiment of our new design for the left ear.

FIG. 2 is a skewed isometric view thereof from another perspective.

FIG. 3 is a left side elevational view thereof.

FIG. 4 is a right side elevational view thereof.

FIG. 5 is a front elevational view thereof.

FIG. 6 is a rear elevational view thereof.

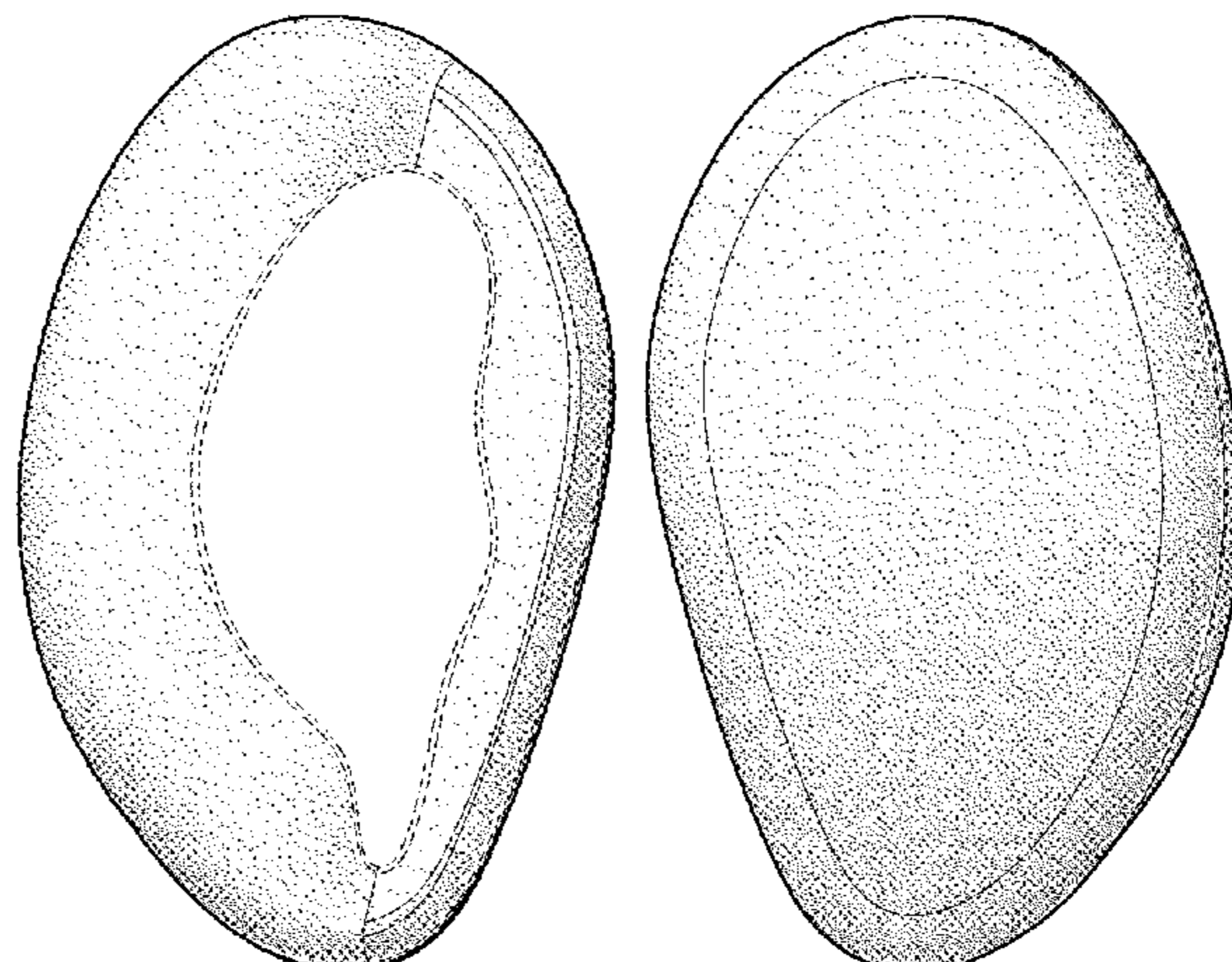
FIG. 7 is a top plan view thereof; and,

FIG. 8 is a bottom plan view thereof.

Another embodiment for the right ear is provided, which is a mirror image of the embodiment for the left ear shown in FIGS. 1 through 8.

Stippling and tangency lines in the drawings represent the three-dimensional contours of the design, and are not intended to indicate surface decoration. The broken lines in the drawings depict portions of the earphone that form no part of the claimed design.

1 Claim, 4 Drawing Sheets



(56)

References Cited

U.S. PATENT DOCUMENTS

5,898,945 A * 5/1999 Weiser A61F 11/06
128/864
6,029,282 A * 2/2000 Buschman A42B 3/163
128/866
D472,889 S * 4/2003 Tanaka D14/206
D541,485 S * 4/2007 Birgersson D29/112
D734,294 S * 7/2015 Euler D14/205
2007/0003092 A1 * 1/2007 Shen A42B 1/068
381/374
2008/0075314 A1 * 3/2008 Chang H04R 1/10
381/371

OTHER PUBLICATIONS

Human Inc. Unveil 'Sound' Wireless Headphones, posted at
Androidheadlines.com, posted on May 24, 2016, site visited Jul. 5,
2017, <<https://www.androidheadlines.com/2016/05/human-inc-unveil-sound-wireless-headphones-2.html>>.*

* cited by examiner

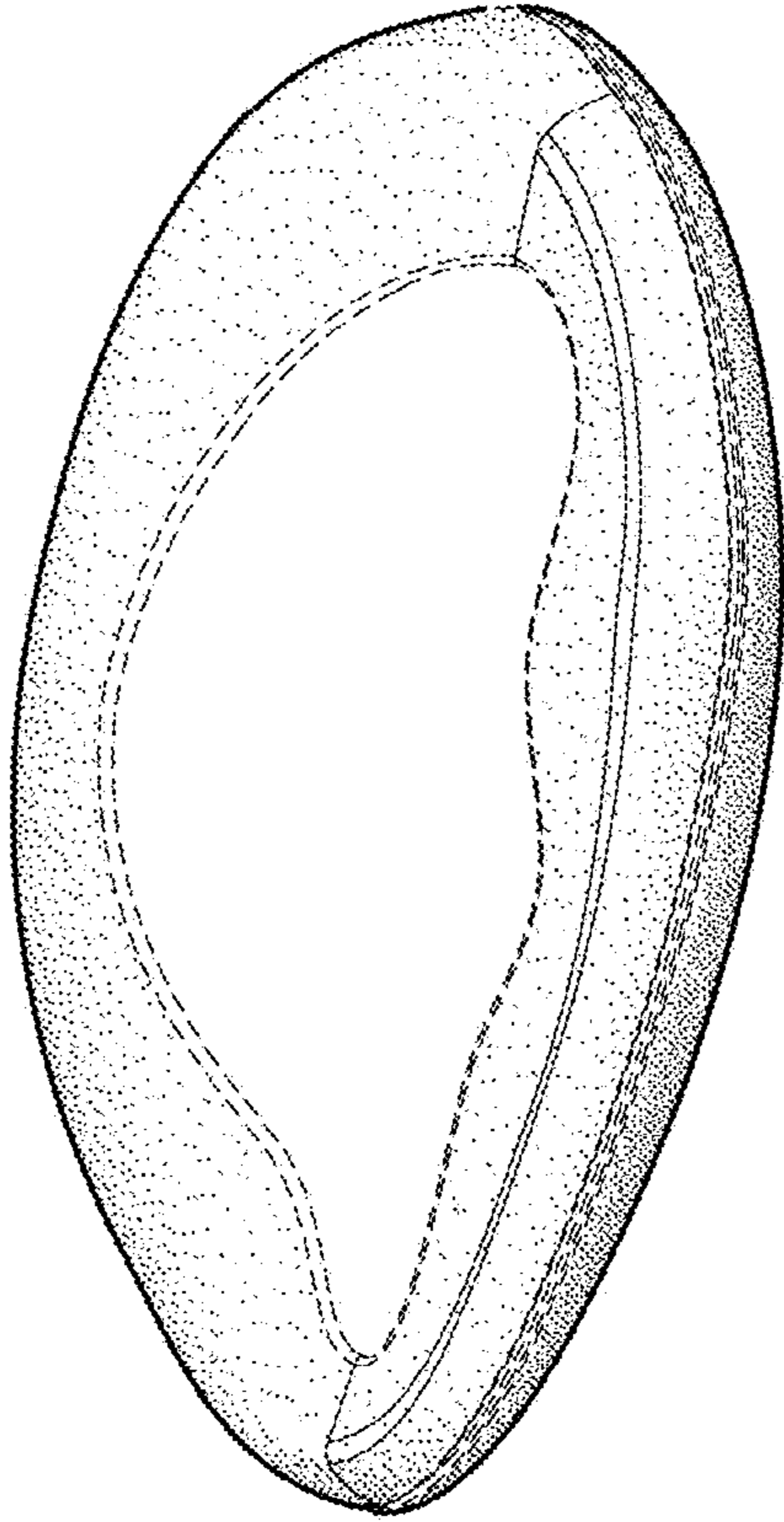


FIG. 1

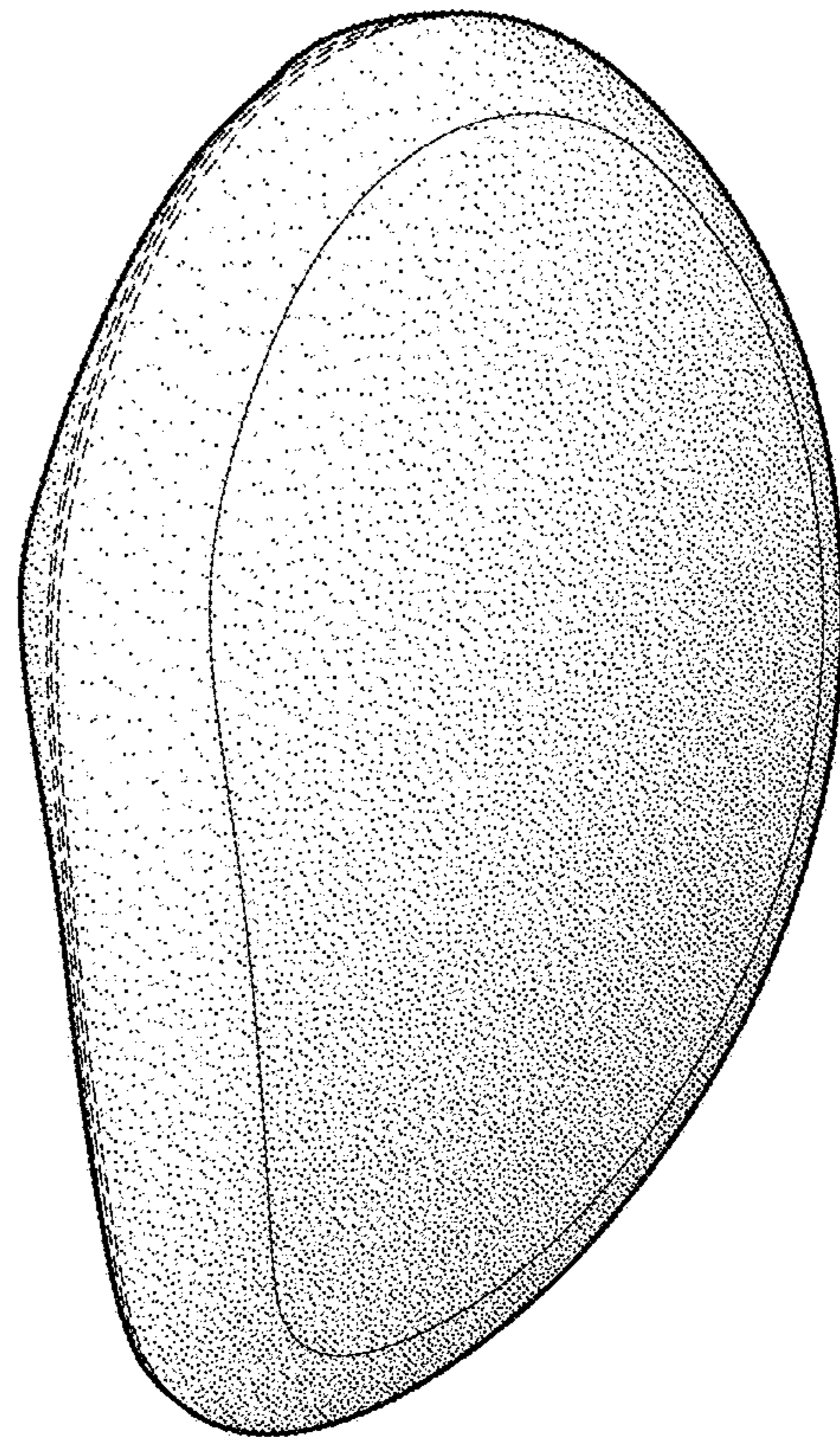


FIG. 2

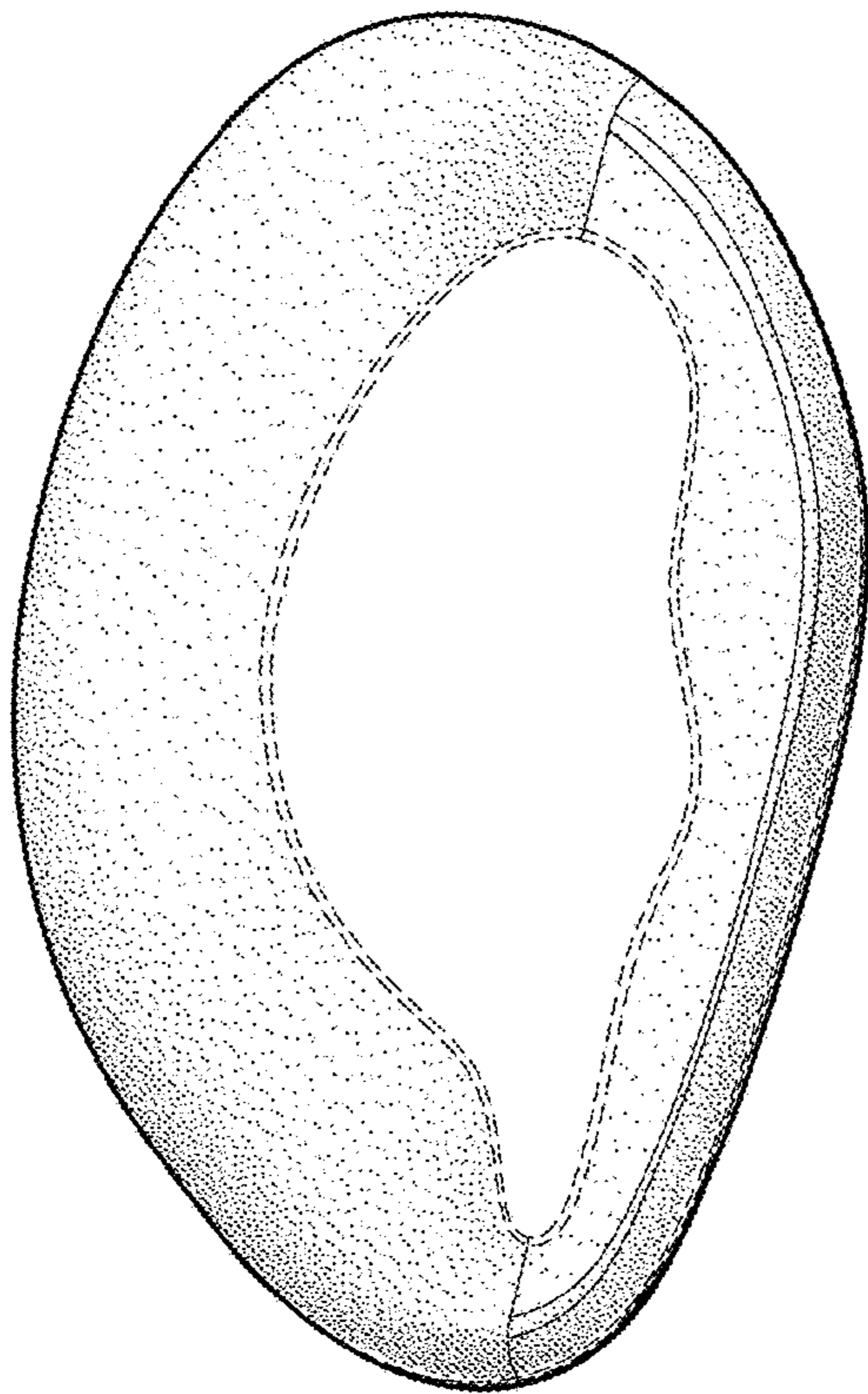


FIG. 3

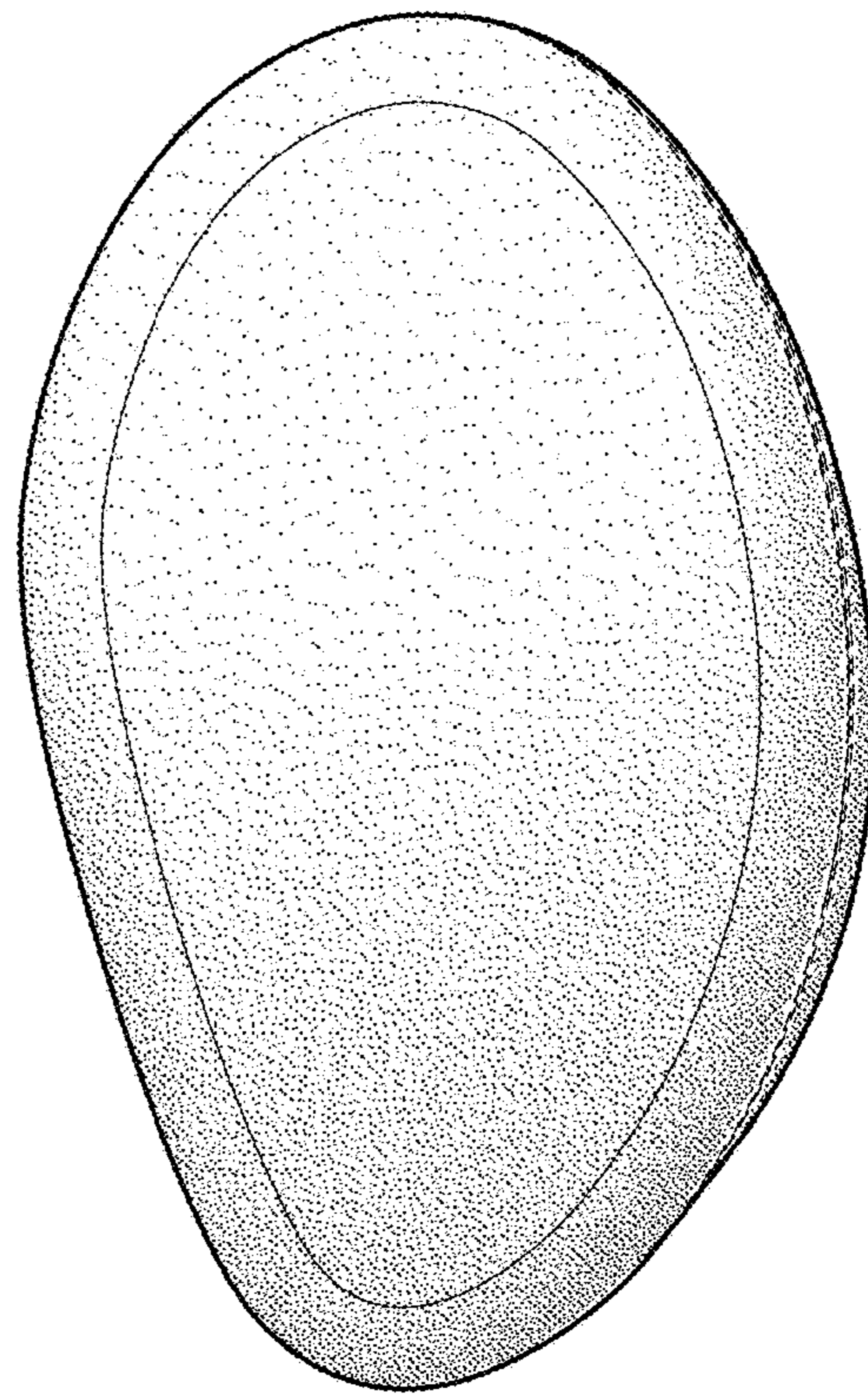


FIG. 4

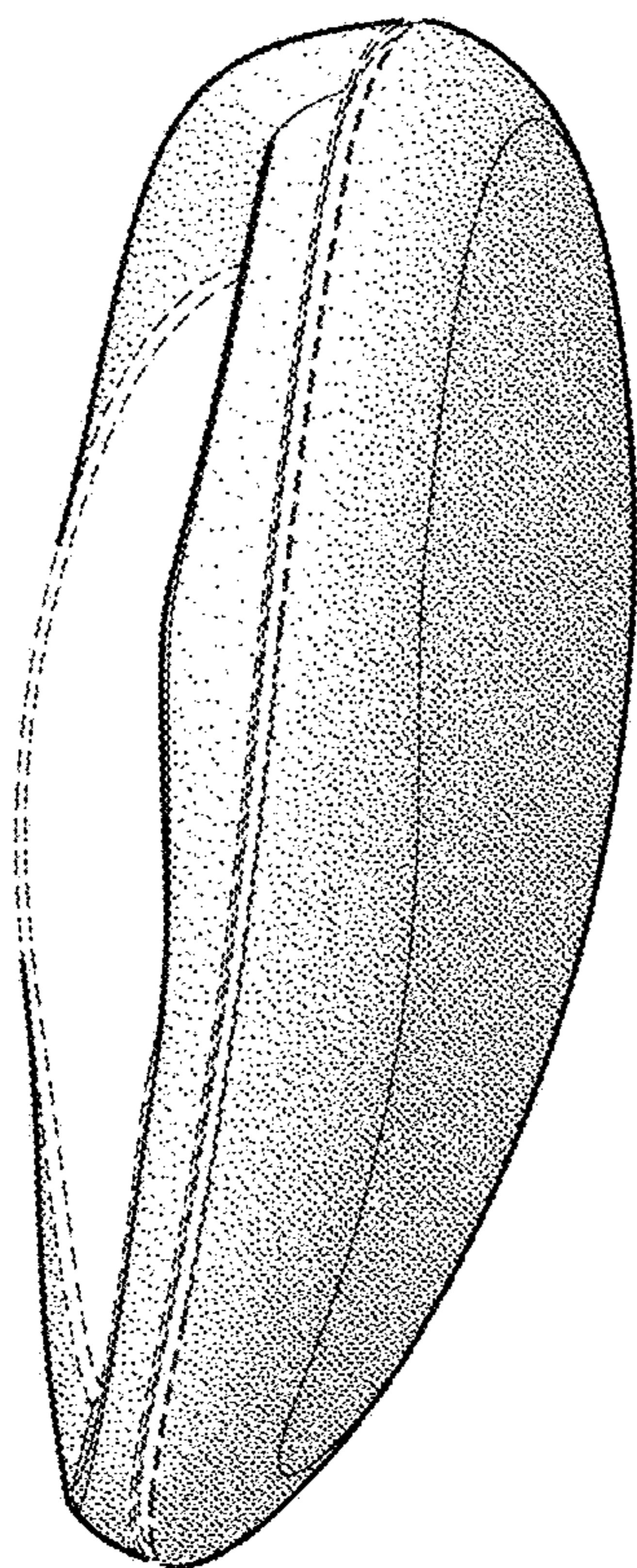


FIG. 5

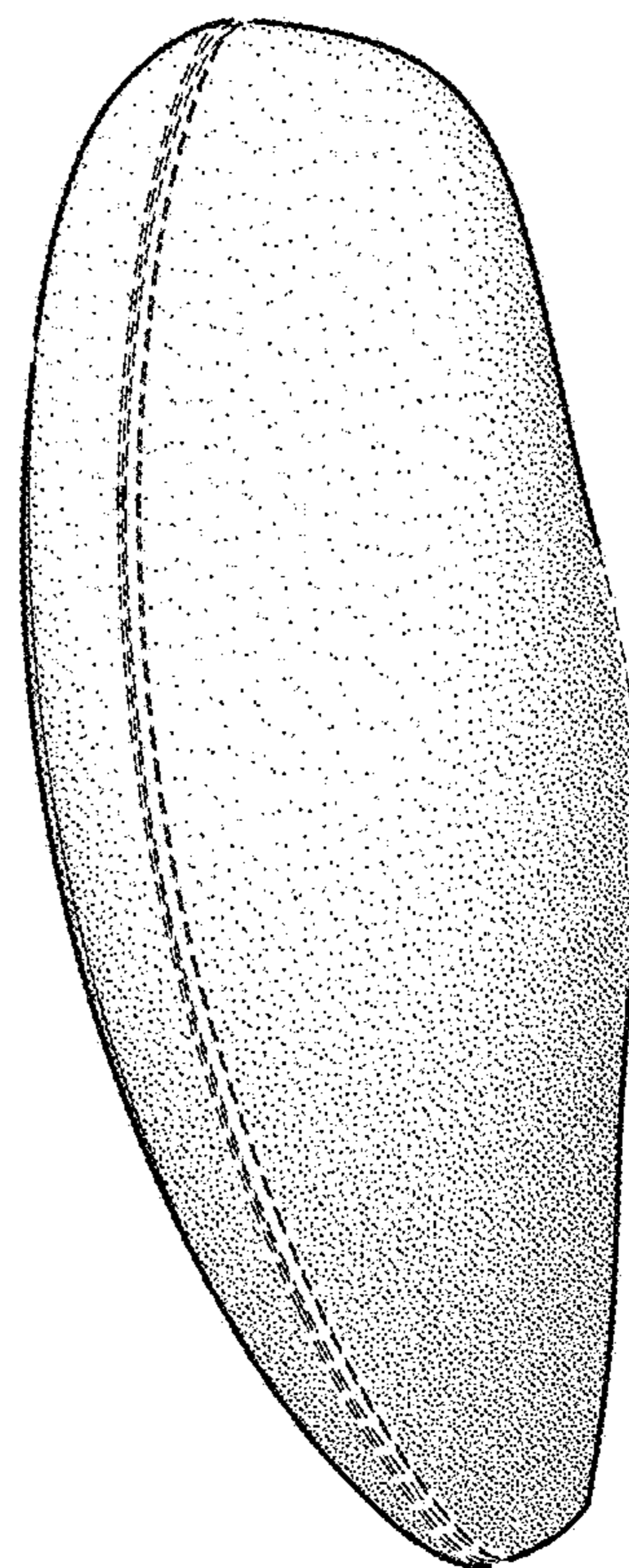


FIG. 6

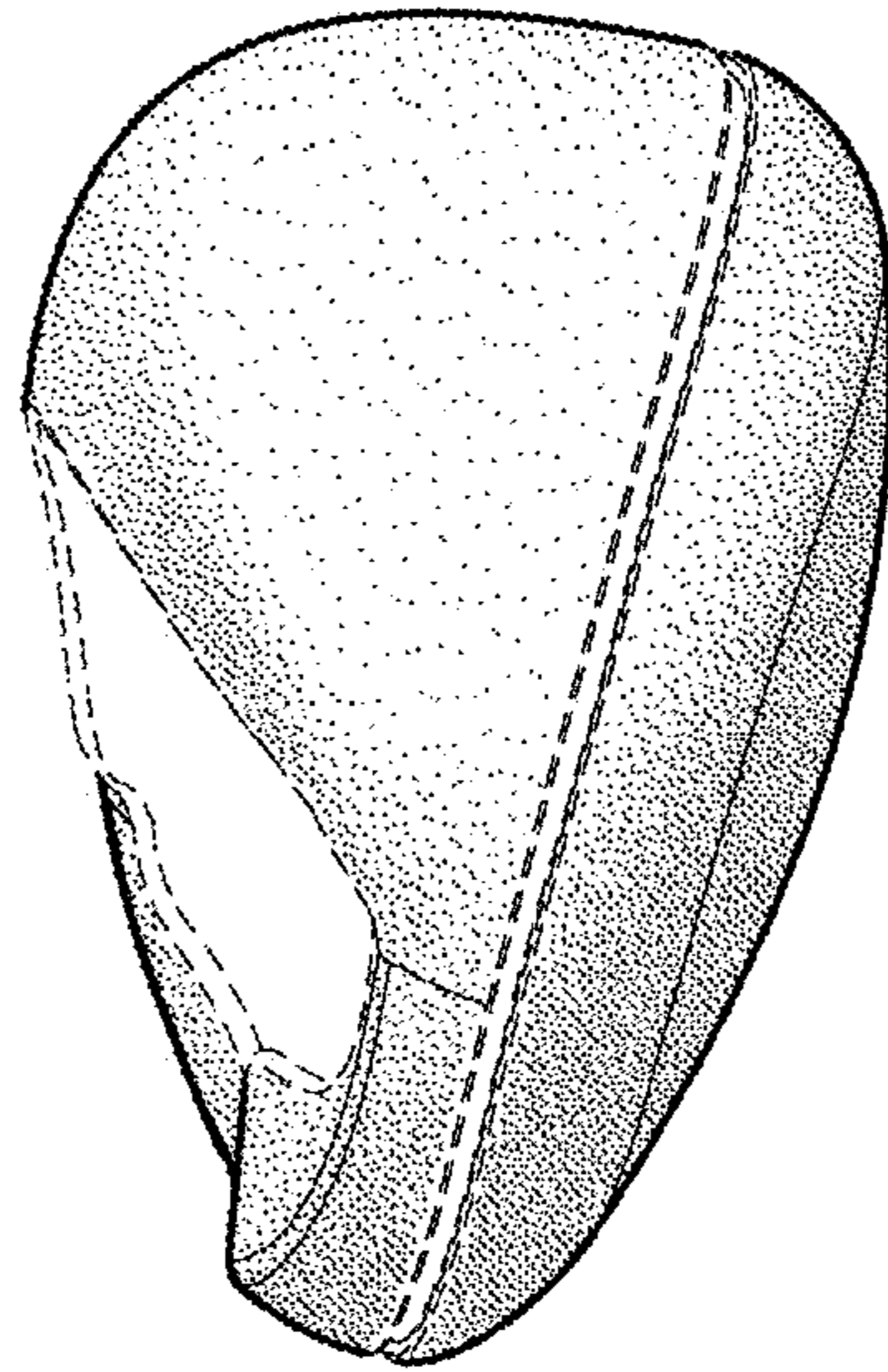


FIG. 7

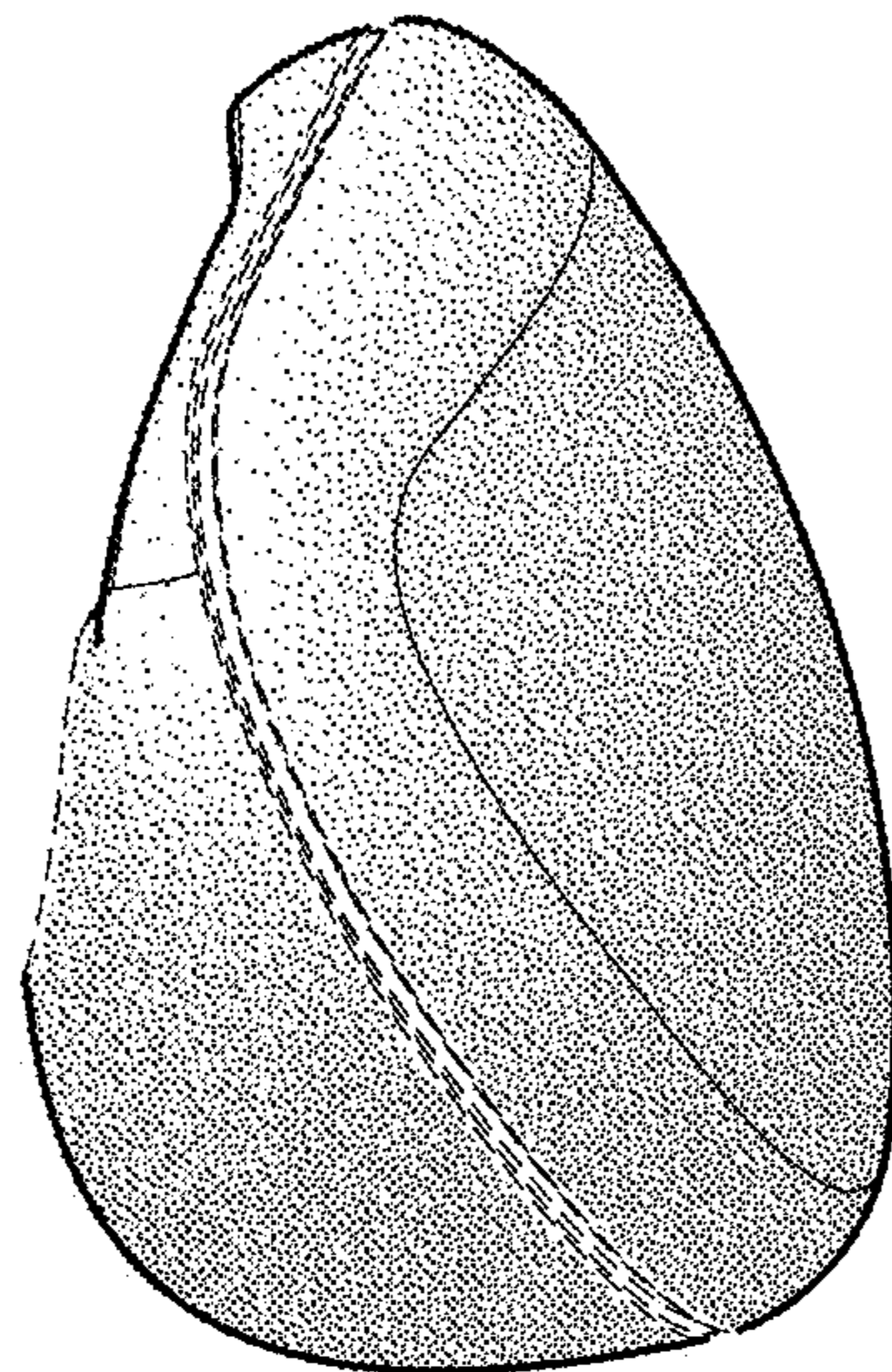


FIG. 8