



US00D815038S

(12) **United States Design Patent**
Park et al.

(10) **Patent No.:** **US D815,038 S**

(45) **Date of Patent:** **** Apr. 10, 2018**

(54) **AUXILIARY BATTERY**

7/0011; H02J 7/0013; H02J 7/0054; H02J
7/0055; H02J 7/0057; H02J 2007/0062

See application file for complete search history.

(71) Applicant: **SK Telecom Co., Ltd.**, Seoul (KR)

(72) Inventors: **Yun Jin Park**, Seoul (KR); **Tae Hoon Lee**, Seoul (KR); **Ji Young Park**, Gyeonggi-do (KR); **Min Yi Kim**, Gyeonggi-do (KR); **Mi Kyung Oh**, Seoul (KR)

(73) Assignee: **SK Telecom Co., Ltd.**, Seoul (KR)

(**) Term: **15 Years**

(21) Appl. No.: **29/560,992**

(22) Filed: **Apr. 12, 2016**

(30) **Foreign Application Priority Data**

Jan. 28, 2016 (KR) 30-2016-0004355

(51) **LOC (11) Cl.** **13-02**

(52) **U.S. Cl.**
USPC **D13/108**; D13/103

(58) **Field of Classification Search**
USPC D13/102-110, 118-119, 184, 199;
D14/356, 432
CPC Y02E 60/10; Y02E 60/12; Y02E 60/122;
Y02E 60/124; Y02E 60/50; H01M 2/02;
H01M 2/022; H01M 2/0202; H01M
2/0207; H01M 2/0212; H01M 2/1061;
H01M 2/1022; H01M 2/1055; H01M
2/1066; H01M 2/105; H01M 2/20; H01M
2/204; H01M 2/206; H01M 10/44; H01M
10/46; H01M 10/465; H01M 10/482;
H01M 2200/30; H01M 2250/30; H01M
2250/40; H02J 7/00; H02J 7/0003; H02J

(56) **References Cited**

U.S. PATENT DOCUMENTS

D604,725 S *	11/2009	Chen	D13/184
D605,587 S *	12/2009	Nomi	D13/107
D724,079 S *	3/2015	Probst	D14/348
D763,245 S *	8/2016	Jasinski	D14/300
D763,262 S *	8/2016	Hallar	D14/434
D770,975 S *	11/2016	Nada	D13/110
D784,258 S *	4/2017	Vienna	D13/108
D786,877 S *	5/2017	Christie, II	D14/253
D787,512 S *	5/2017	Chana	D14/349
D787,513 S *	5/2017	Basil	D14/365
D790,335 S *	6/2017	Honings	D9/424
D795,189 S *	8/2017	Skurdal	D13/108
D795,211 S *	8/2017	Franck	D13/184
D796,351 S *	9/2017	Bianchi	D10/49
D801,963 S *	11/2017	Probst	D14/314

(Continued)

Primary Examiner — Rosemary K Tarcza

Assistant Examiner — Nathaniel D. Buckner

(74) *Attorney, Agent, or Firm* — Leanne Taveggia Farrell;
David D. Brush; Westman, Champlin & Koehler, P.A.


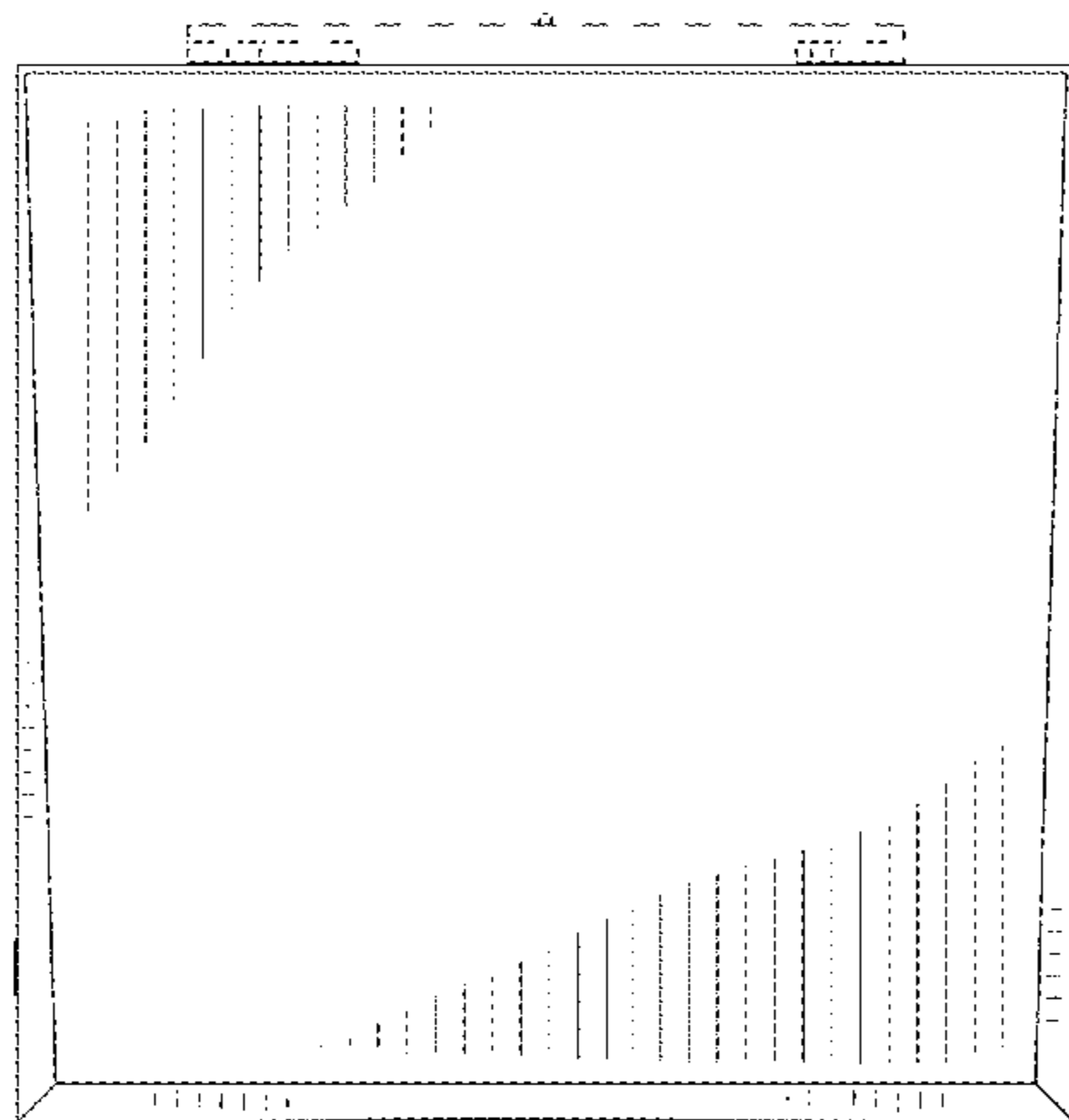
(57) **CLAIM**

The ornamental design for an auxiliary battery, as shown and described.

DESCRIPTION

FIG. 1 is a perspective view of an auxiliary battery showing our new design;
FIG. 2 is a front view thereof;
FIG. 3 is a rear view thereof;
FIG. 4 is a top view thereof;
FIG. 5 is a bottom view thereof;
FIG. 6 is a left side view thereof; and,
FIG. 7 is a right side view thereof.

(Continued)



The broken lines shown in the drawings are included for purposes of illustrating portions of the auxiliary battery and form no part of the claimed design.

1 Claim, 4 Drawing Sheets

(56) **References Cited**

U.S. PATENT DOCUMENTS

2017/0163062 A9* 6/2017 Fuller H02J 7/0044
2017/0207643 A1* 7/2017 Eliyahu H02J 7/0042

* cited by examiner

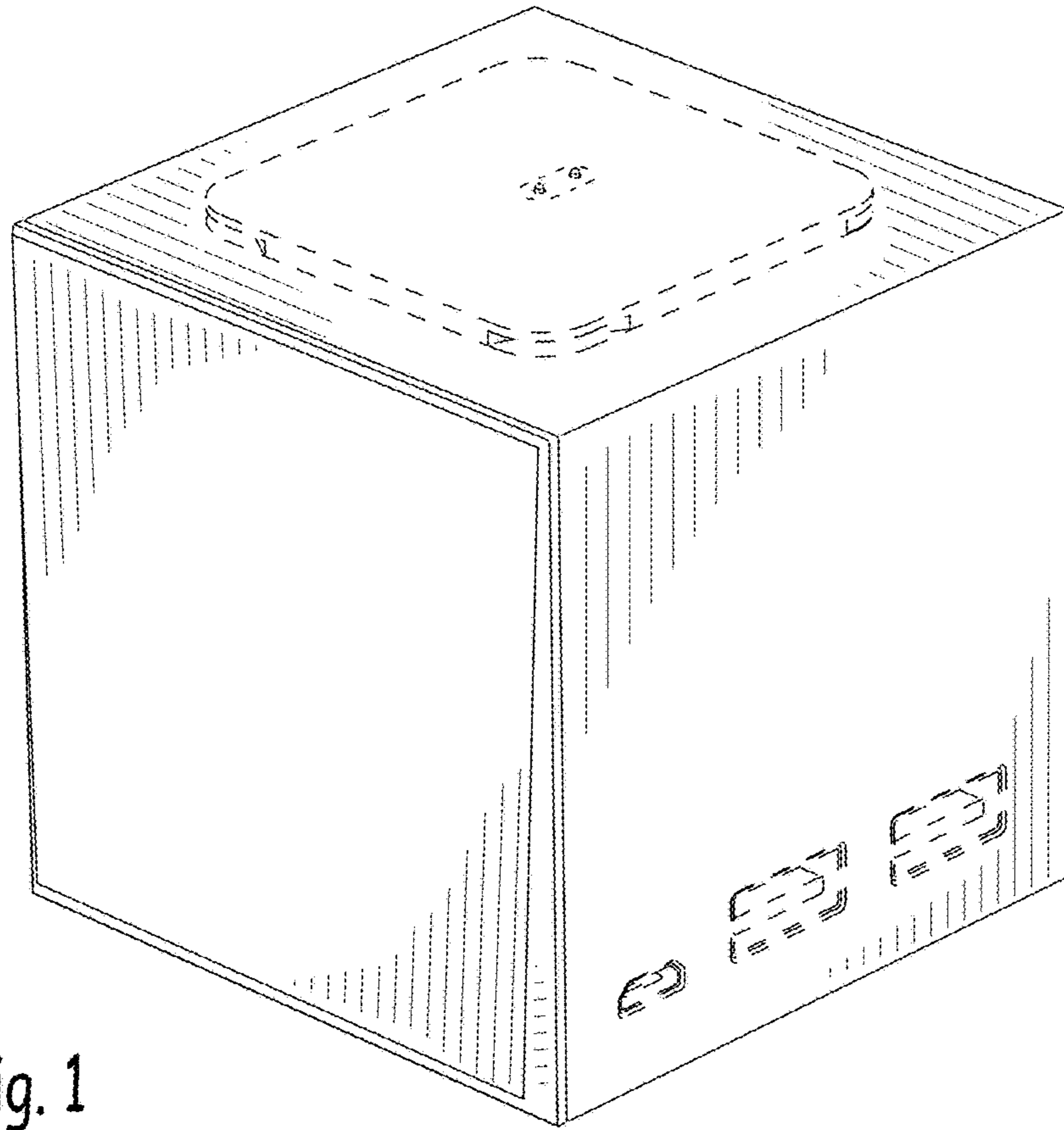


Fig. 1




Fig. 2




Fig. 3

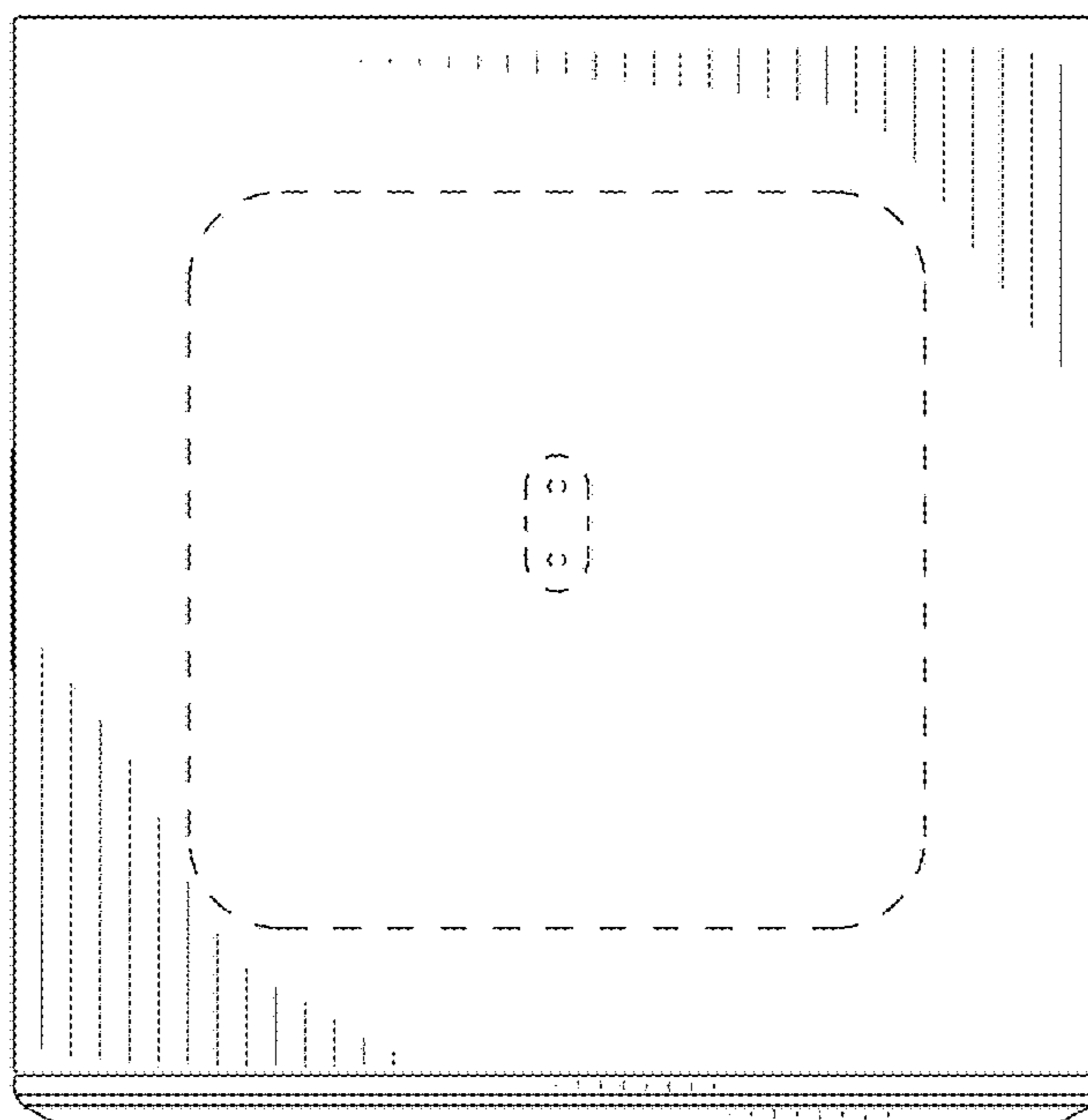


Fig. 4

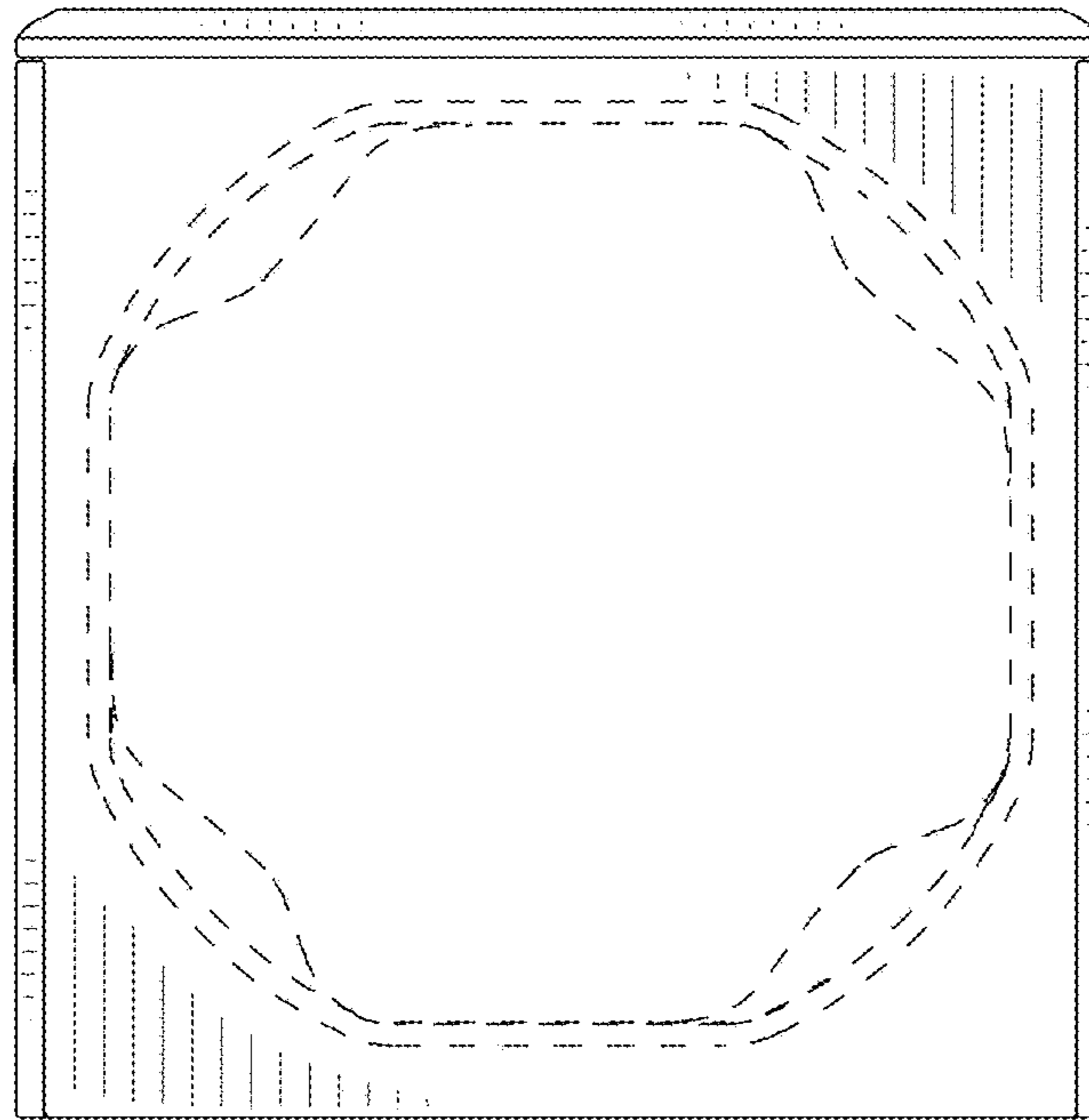


Fig. 5




Fig. 6

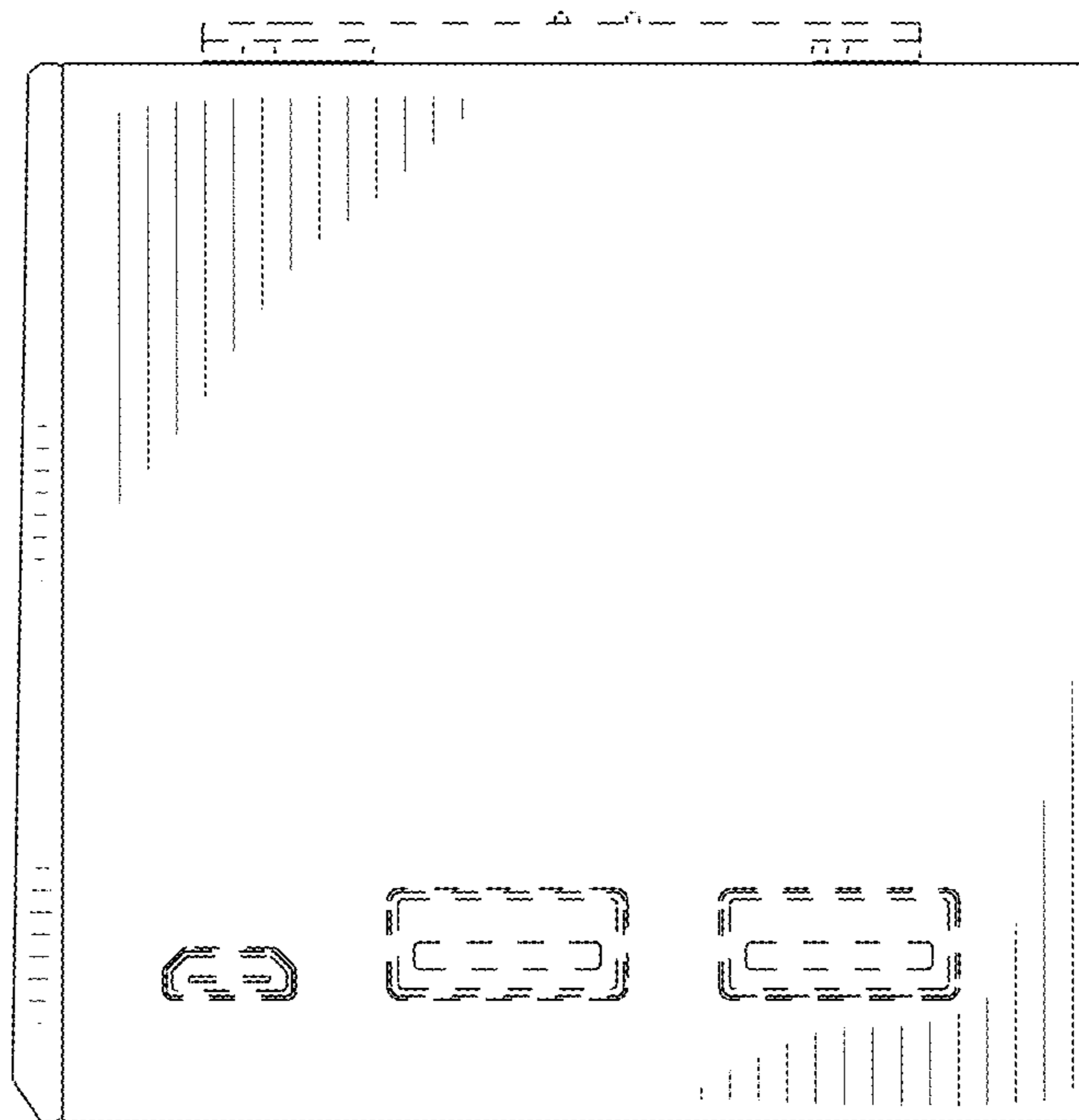


Fig. 7