



US00D815022S

(12) **United States Design Patent**  
**Oji**

(10) **Patent No.:** **US D815,022 S**

(45) **Date of Patent:** **\*\* Apr. 10, 2018**

(54) **TIRE FOR AUTOMOBILE**

(71) Applicant: **SUMITOMO RUBBER INDUSTRIES, LTD.**, Kobe-shi, Hyogo (JP)

(72) Inventor: **Takuya Oji**, Kobe (JP)

(73) Assignee: **SUMITOMO RUBBER INDUSTRIES, LTD.**, Kobe-shi, Hyogo (JP)

(\*\*) Term: **15 Years**

(21) Appl. No.: **29/575,503**

(22) Filed: **Aug. 25, 2016**

(51) **LOC (11) Cl.** ..... **12-15**

(52) **U.S. Cl.**  
USPC ..... **D12/590; D12/900**

(58) **Field of Classification Search**  
USPC ..... D12/579, 586, 588, 589, 590  
CPC ..... B60C 11/03; B60C 11/04; B60C 11/13;  
B60C 2011/0386; B60C 2011/0388  
See application file for complete search history.

(56) **References Cited**

**U.S. PATENT DOCUMENTS**

D296,199 S \* 6/1988 Tansei ..... D12/590  
D480,043 S \* 9/2003 Hiroko ..... D12/590

D554,053 S \* 10/2007 Feider ..... D12/588  
D770,367 S \* 11/2016 Schimmoeller, Jr. .... D12/588  
D772,793 S \* 11/2016 Wang ..... D12/588  
D793,950 S \* 8/2017 Thieman ..... D12/590

\* cited by examiner

*Primary Examiner* — Robert M. Spear

(74) *Attorney, Agent, or Firm* — Birch, Stewart, Kolasch & Birch, LLP

(57) **CLAIM**

The ornamental design for a tire for automobile, as shown and described.

**DESCRIPTION**

FIG. 1 is a front perspective view of a tire for automobile showing my new design;  
FIG. 2 is a front view thereof;  
FIG. 3 is a left side view thereof;  
FIG. 4 is a rear view thereof;  
FIG. 5 is a right side view thereof;  
FIG. 6 is a bottom view thereof;  
FIG. 7 is a top view thereof;  
FIG. 8 is an enlarged partial view of FIG. 2; and,  
FIG. 9 is a further enlarged partial view of FIG. 2.

**1 Claim, 9 Drawing Sheets**






FIG. 1




FIG. 2




FIG. 3




FIG. 4




FIG. 5




FIG. 6




FIG. 7






FIG. 8

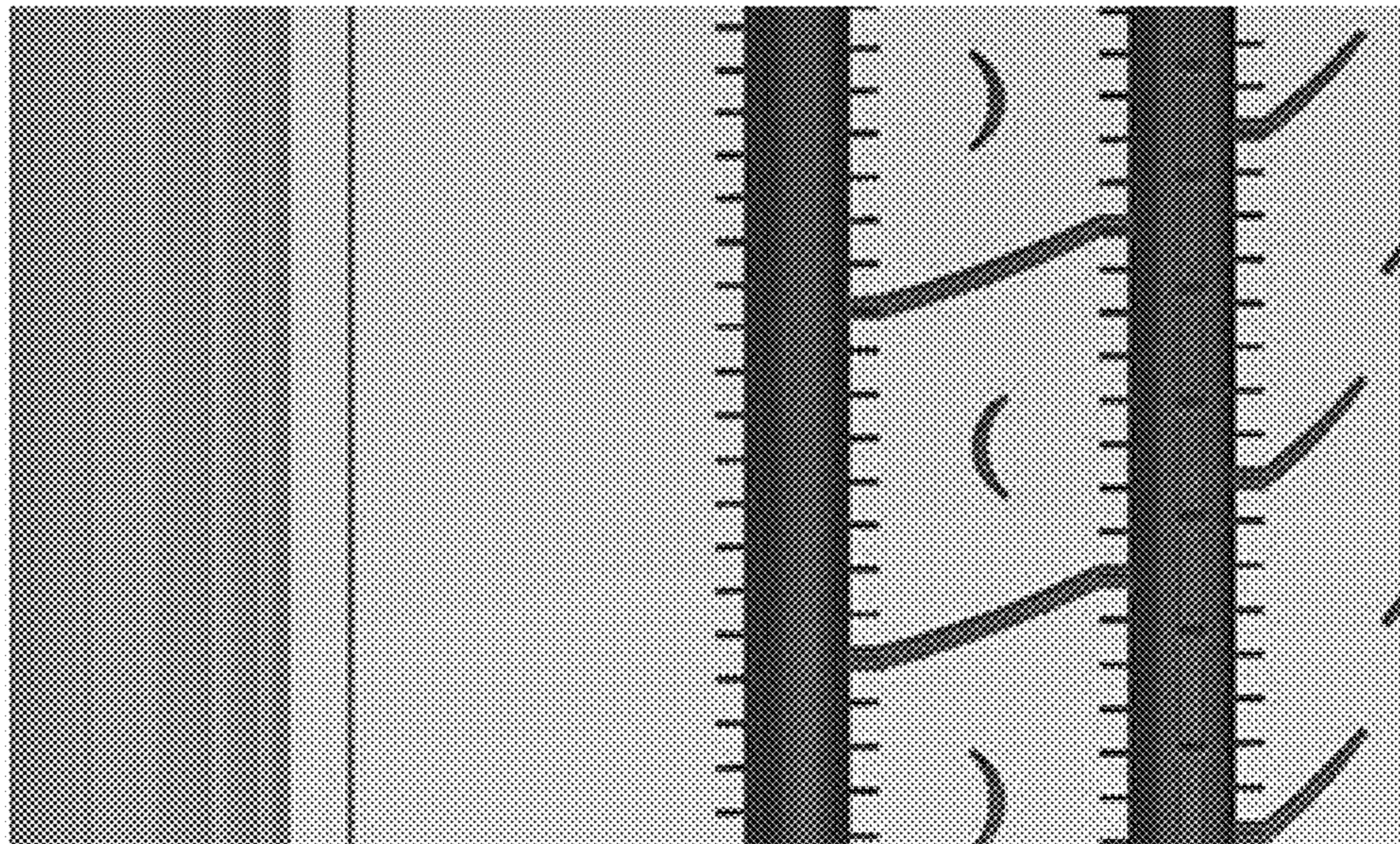


FIG. 9