



US00D815019S

(12) **United States Design Patent**
Wang et al.

(10) **Patent No.:** **US D815,019 S**
(45) **Date of Patent:** **** *Apr. 10, 2018**

- (54) **TIRE**
- (71) Applicant: **Sailun Group Co., Ltd.**, Qingdao (CN)
- (72) Inventors: **Xiao Jing Wang**, Qingdao (CN); **Kai Yu Yang**, Qingdao (CN); **Jian Ye Wang**, Qingdao (CN)
- (73) Assignee: **SAILUN JINYU GROUP CO., LTD.**, Qingdao (CN)
- (*) Notice: This patent is subject to a terminal disclaimer.
- (**) Term: **14 Years**
- (21) Appl. No.: **29/496,721**
- (22) Filed: **Jul. 16, 2014**
- (30) **Foreign Application Priority Data**

Apr. 17, 2014 (CN) 2014 3 0093096

- (51) **LOC (11) Cl.** **12-15**
- (52) **U.S. Cl.**
USPC **D12/579**
- (58) **Field of Classification Search**
USPC D12/500–568, 580–604, 900
CPC B26D 3/005; B26F 1/02; B26F 1/0084;
B60C 11/031; B60C 11/033
See application file for complete search history.

(56) **References Cited**

U.S. PATENT DOCUMENTS

- D457,487 S * 5/2002 Rayman D12/579
- 7,234,495 B2 * 6/2007 Frank B60C 3/04
152/157
- D586,731 S * 2/2009 Neubauer D12/579
- D611,892 S * 3/2010 Huffman D12/599

- D613,241 S * 4/2010 Song D12/592
- D613,677 S * 4/2010 Neubauer D12/579
- D614,118 S * 4/2010 Wells D12/579
- D619,532 S * 7/2010 Bao D12/599
- D633,435 S * 3/2011 Shan D12/599
- D652,372 S * 1/2012 Rayman D12/599

OTHER PUBLICATIONS

Maxam Tire MS 402 found online [Nov. 6, 2015] <http://www.maxamtire.com/products/otr/MS402/>.*

Maxam/Sailun Expansion found online [Nov. 6, 2015] <http://www.tyrepress.com/2015/10/maxam-moves-operational-team-to-sailun-europes-uk-office-plans-expansion/>.*

* cited by examiner

Primary Examiner — Robert M. Spear
Assistant Examiner — John A Voytek

(74) *Attorney, Agent, or Firm* — Buchanan Ingersoll & Rooney, PC

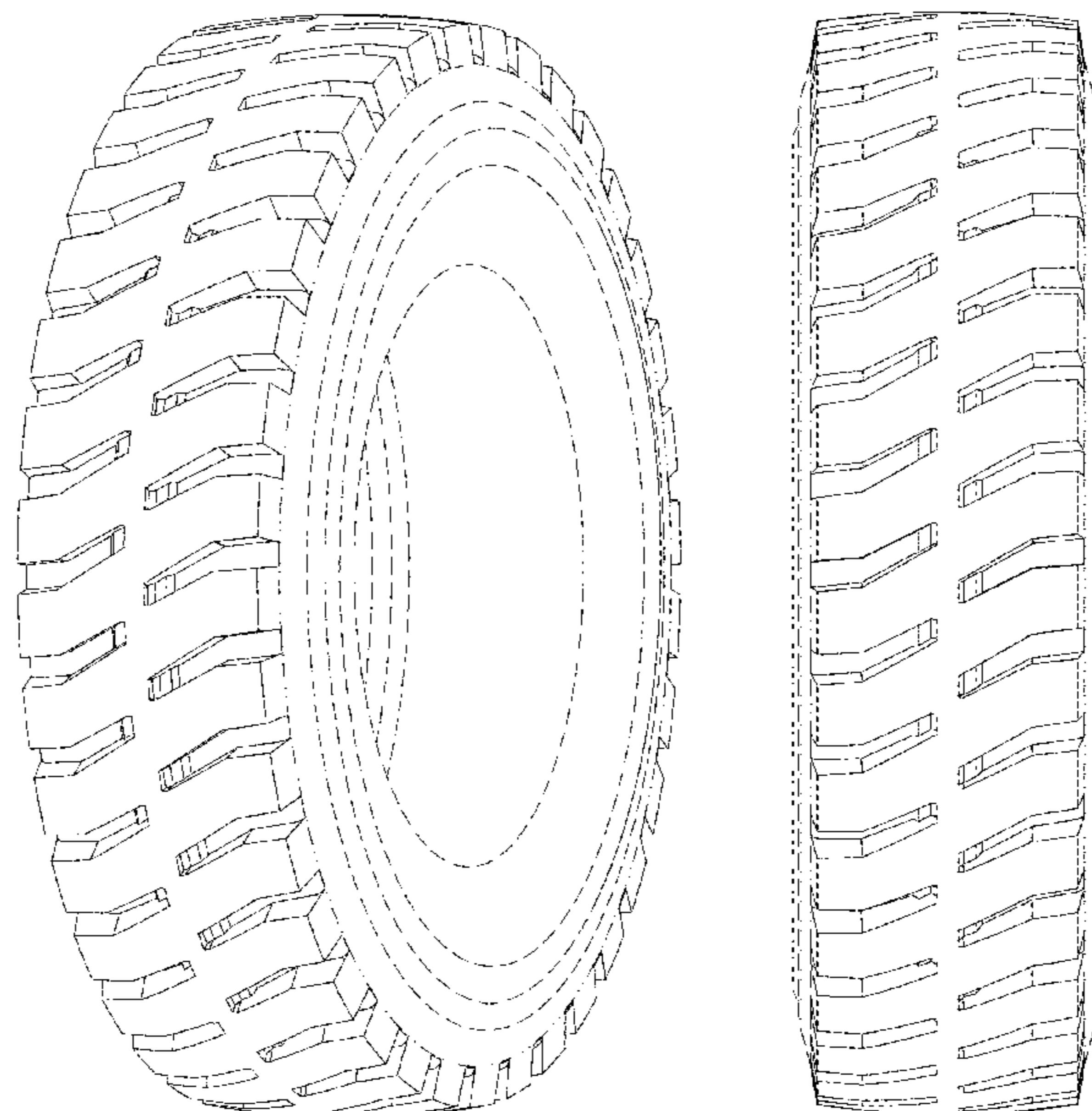
(57) **CLAIM**

The ornamental design for a tire, as shown and described.

DESCRIPTION

FIG. 1 is a perspective view of a tire showing the new design;
FIG. 2 is a front elevational view thereof, the rear, top and bottom being identical thereto, it being understood that the tread pattern is repeated throughout the new design; and, FIG. 3 is a side elevational view thereof, the opposite side being identical thereto, it being understood that the tread pattern is repeated uniformly throughout the new design.
The broken lines shown in the drawings depict environmental subject matter only and form no part of the claimed design.
The broken dot-dash line shown in the drawings illustrates a boundary of the claimed design.

1 Claim, 3 Drawing Sheets



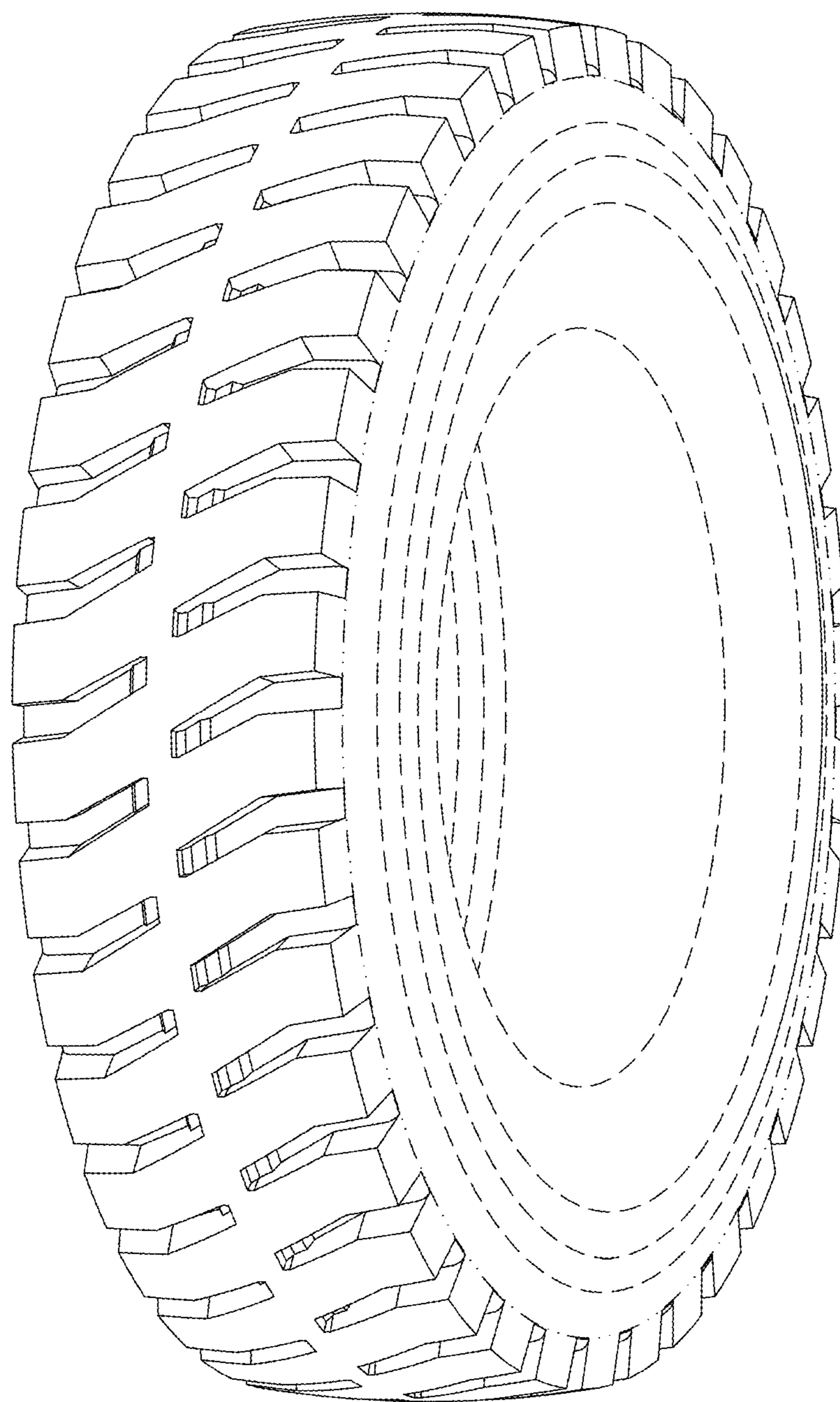


FIG. 1

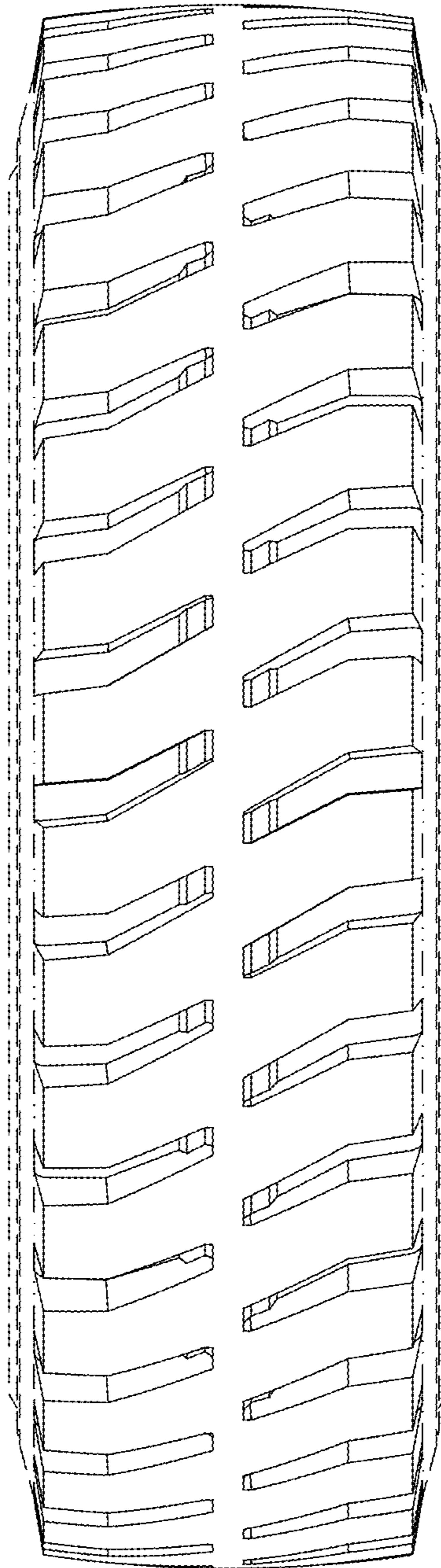


FIG. 2

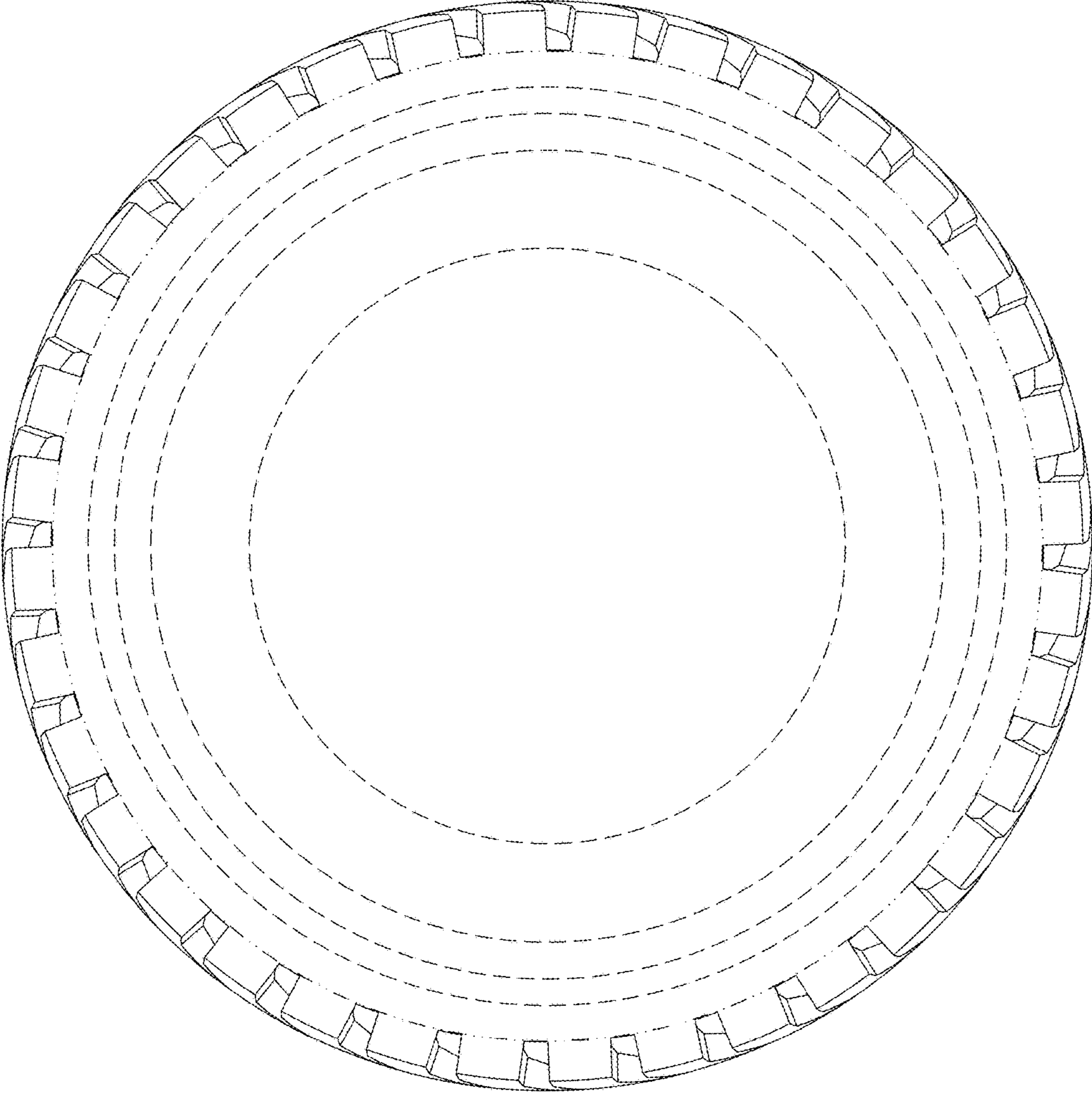


FIG. 3