



US00D815012S

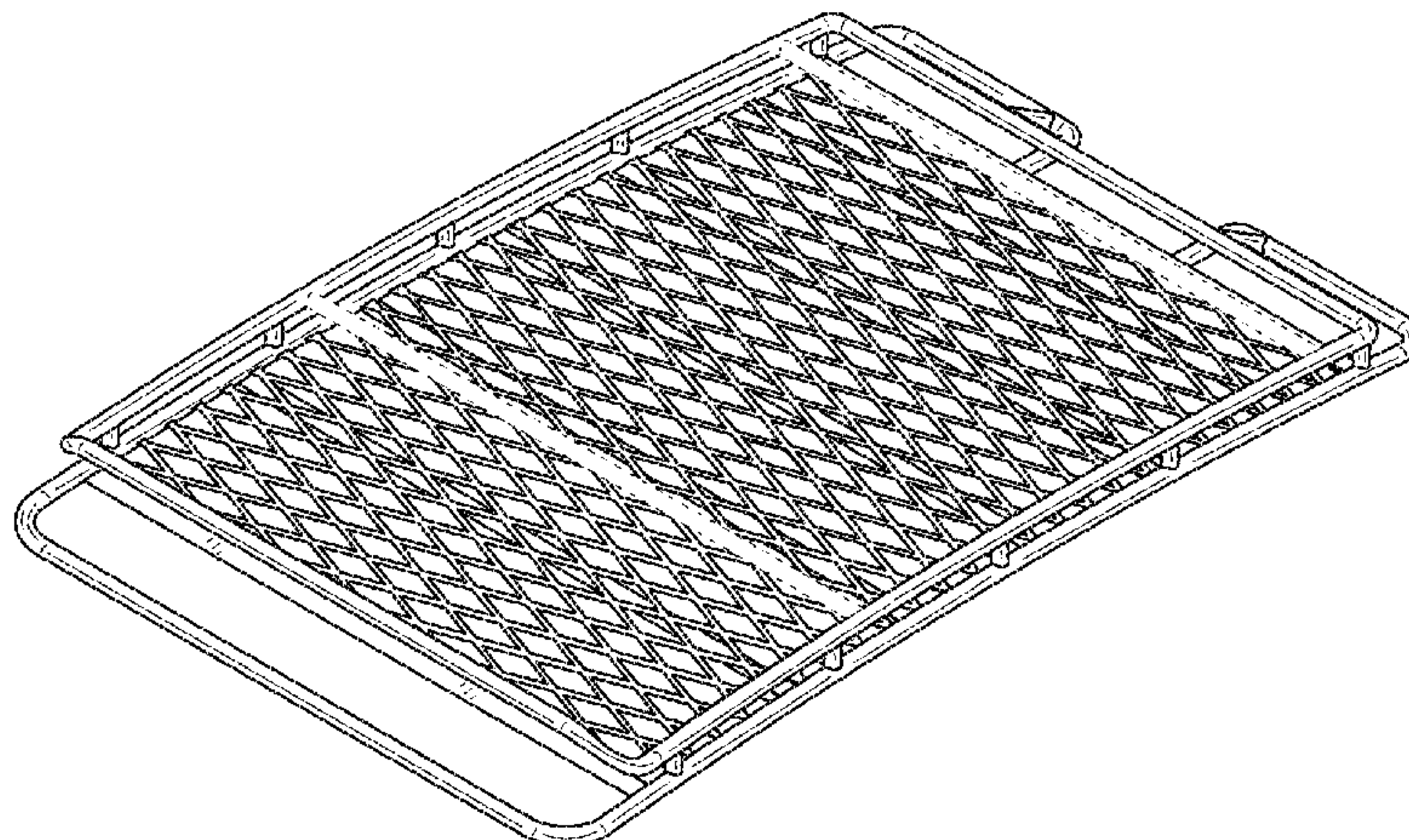
(12) **United States Design Patent** (10) **Patent No.:** **US D815,012 S**
Badillo (45) **Date of Patent:** **** Apr. 10, 2018**

- (54) **RACK FOR A SPORT UTILITY VEHICLE**
- (71) Applicant: **Intelligent Designs 2000 Corp.**,
Aurora, CO (US)
- (72) Inventor: **Paul Badillo**, Littleton, CO (US)
- (73) Assignee: **INTELLIGENT DESIGNS 2000 CORP.**, Aurora, CO (US)
- (**) Term: **15 Years**
- (21) Appl. No.: **29/543,871**
- (22) Filed: **Oct. 29, 2015**
- (51) **LOC (11) Cl.** **12-16**
- (52) **U.S. Cl.**
USPC **D12/412**
- (58) **Field of Classification Search**
USPC D12/412, 406, 413, 414, 414.1; D6/552;
D3/304-306
CPC B60R 9/04; B60R 9/045; B60R 9/048
See application file for complete search history.

4,817,834 A	4/1989	Weiler	
4,948,024 A	8/1990	Warner et al.	
5,171,083 A	12/1992	Rich	
5,381,939 A	1/1995	Tippets	
D359,134 S	6/1995	Toews	
5,560,525 A	10/1996	Grohmann et al.	
D406,557 S	3/1999	Bentley	
D413,562 S	9/1999	Van Dusen et al.	
6,003,633 A	12/1999	Rolson	
6,015,074 A	1/2000	Snavelly et al.	
D422,553 S	4/2000	VonDuyke	
6,116,378 A	9/2000	Barrow	
D434,364 S	11/2000	Bauer et al.	
6,152,339 A	11/2000	Kreisler	
D434,718 S	12/2000	Kreisler	
D435,510 S	12/2000	Quidort	
6,179,180 B1	1/2001	Walker et al.	
D442,289 S	5/2001	Ziaylek et al.	
6,425,508 B1	7/2002	Cole et al.	
D463,358 S	9/2002	Thomas	
D470,451 S	2/2003	Bushart et al.	
6,561,397 B1	5/2003	Bauer et al.	
6,581,813 B2	6/2003	Bove et al.	
D477,562 S	7/2003	McCoy et al.	
6,604,606 B1	8/2003	McDougal et al.	
D479,884 S	9/2003	Berryman	
D481,003 S	10/2003	Bauer et al.	
D490,163 S	5/2004	Thurston	
6,739,349 B2	5/2004	Kastenschmid et al.	
6,755,332 B2	6/2004	Crane et al.	
D508,015 S	8/2005	Badillo	
D512,783 S	12/2005	Badillo	
D520,938 S	5/2006	Badillo	
7,055,454 B1	6/2006	Whiting et al.	
D537,404 S	2/2007	Bauer et al.	
7,226,266 B2	6/2007	Henderson et al.	
D547,752 S *	7/2007	Lee D14/227	
7,249,927 B2	7/2007	Wooten et al.	
D549,838 S	8/2007	Badillo	
D558,123 S	12/2007	Murillo	
D578,952 S	10/2008	Badillo	
D603,321 S	11/2009	Kramer	
D621,328 S	8/2010	Sistare et al.	
D624,005 S *	9/2010	Winner D12/412	
D638,333 S	5/2011	Freeman	
8,496,146 B2	7/2013	Badillo	
D765,577 S *	9/2016	Kmita D12/412	
D772,783 S *	11/2016	Schleef D12/412	
D793,946 S *	8/2017	Badillo D12/412	
D793,947 S	8/2017	Badillo	
2005/0082326 A1	4/2005	Badillo	
2005/0092796 A1 *	5/2005	Essig B60R 9/00 224/321	

(56) **References Cited**
U.S. PATENT DOCUMENTS

704,436 A	7/1902	Cluff
744,113 A	11/1903	Rye
1,564,776 A	12/1925	Green
1,606,954 A	11/1926	Moen et al.
2,387,779 A	10/1945	Strauss
2,492,841 A	12/1949	Burkey
2,521,815 A	9/1950	Will
2,663,472 A	12/1953	Belgau
2,784,888 A	3/1957	Lecanu-Deschamps
2,800,264 A	7/1957	McFadyen
2,967,635 A	1/1961	Barnett
3,158,301 A	11/1964	Hedgepeth
3,215,323 A	11/1965	Bonitt
3,260,929 A	7/1966	Hedgepeth
3,330,454 A	7/1967	Bolt
3,531,006 A	9/1970	Farchmin
3,765,713 A	10/1973	Suitt
3,902,642 A	9/1975	McNeece
4,336,897 A	6/1982	Luck
4,350,471 A	9/1982	Lehman



2005/0095102 A1* 5/2005 Watson B60R 9/042
414/462
2011/0101056 A1 5/2011 Barkey
2013/0299538 A1 11/2013 Badillo

U.S. Appl. No. 29/542,039, filed Oct. 9, 2015.

* cited by examiner

Primary Examiner — Katrina A Betton
(74) *Attorney, Agent, or Firm* — Sheridan Ross PC

OTHER PUBLICATIONS

U.S. Appl. No. 29/534,977, filed Aug. 3, 2105, Badillo.
U.S. Appl. No. 29/535,865, filed Aug. 11, 2015, Badillo.
U.S. Appl. No. 29/535,957, filed Aug. 12, 2015, Badillo.
U.S. Appl. No. 29/542,039, filed Oct. 9, 2015, Badillo.
Advertisement: Yakima Spare Tire Carrier, Cargo Basket for Roof Racks, available at http://www.rackoutfitters.com/catalog/yakima_spare_tire_carrier_1836640.htm, dated Jul. 7, 2003, 1 page.
Advertisement: Thule 840-Playpen Basket, Cargo Basket for Roof Racks, availble at http://www.rackoutfitters.com/catalog/thule_840_-_playpen_basket_1885452.htm, dated Jul. 7, 2003, 1 page.
Advertisement: SURCO, Products, Inc., “Basket rack-it just flat out carries what you need to take,” available at http://www.everythingsuv.com/surco_safari_roof_racks-esuv.asp, dated Jul. 7, 2003, 10 pages.
Advertisement: KargoMaster, Kargo Master Safari Racks, available at http://www.kargomaster.com/jeep23.asp?rack=sport_jeep, Jul. 7, 2007, 1 page.
Advertisement: KargoMaster, The Bushman Steel Rack, available at <http://www.kargomaster.com/bushman.asp?type=Jeep>, dated Jul. 7, 2003, 1 page.
Advertisement: KargoMaster, Seregenti Telescoping Steel Rack, available at <http://www.kargomaster.com/seregenti.asp?type=Jeep>, dated Jul. 7, 2003, 1 page.
Advertisement: Bauer Vehicle Gear Roof Racks, Roof Storage, Bike Storage & Pet Barriers from Eve, available at http://www.everythingsuv.com/bvg_products-esuv.asp, Jul. 7, 2003, 2 pages.
Advertisement: Manik Original Off-Road Equipment, Hummer Rough Terrain Package New Product Release “Tilt-Forward 1-Piece Front Bar,” 2002, 1 page.
Advertisement: Manik Original Off-Road Equipment, Hummer Rough Terrain Package New Product Release “Combination Tube Step Rocker Bar,” 2002, 1 page.
Advertisement: Congo Cage Jeep Rack, available at <http://www.kargomaster.com/item.asp?id=62>, printed Apr. 17, 2009, 13 pages.
Advertisement: 921—Daves Rack, Olympic 4x4 Products for over 60 years, available at <http://olympic4x4products.com/utility-racks/921-daves-rack>, printed Jan. 14, 2011, 3 pages.
“Installation Guide: BR-JPTJ2D-1-0 BajaRack JEEP TJ 2 Doors,” BajaRack Adventure Equipment, 4 page, first sold 2013.
“BR-JPJK-Series Installation Instructions,” BajaRack Adventure Equipment, 5 pages, first sold 2013.
“Full Length 4th Gen Rack,” Whitson Metalworks, 2015, retrieved from <http://web.archive.org/web/20150704141048/http://whitsonmetalworks.com/product/full--length-4th-gen-rack/>, retrieved on Dec. 10, 2015, 5 pages.
“Installation Guide: BR-JP-JK4D-1-0 BajaRack JEEP JK 4 Doors,” BajaRack Adventure Equipment, 6 pages, first sold 2013.
U.S. Appl. No. 29/610,895, filed Jul. 17, 2017, Badillo.
Serial No. 104163 filed Sep. 17, 2003 now U.S. Pat. No. 104,163.
U.S. Appl. No. 29/177,928, filed Mar. 17, 2003, now U.S. Pat. No. D508,015.
U.S. Appl. No. 29/233,827, filed Jul. 8, 2005, now U.S. Pat. No. D520,938.
U.S. Appl. No. 29/183,072, filed Jun. 4, 2003, now U.S. Pat. No. D512,783.
U.S. Appl. No. 29/246,929, filed May 22, 2006, now U.S. Pat. No. D549,838.
U.S. Appl. No. 12/861,034, filed Aug. 23, 2010, now U.S. Pat. No. 8,496,146.
U.S. Appl. No. 13/942,489, filed Jul. 15, 2013.
U.S. Appl. No. 29/535,865, filed Aug. 11, 2015.
U.S. Appl. No. 29/535,957, filed Aug. 12, 2015.
U.S. Appl. No. 29/534,977, filed Aug. 3, 2015.

(57) CLAIM

The ornamental design for a rack for a sport utility vehicle, as shown and described.

DESCRIPTION

FIG. 1 is a perspective view of a rack for a sport utility vehicle;
FIG. 2 is a front elevation view thereof;
FIG. 3 is a rear elevation view thereof;
FIG. 4 is a right elevation view thereof;
FIG. 5 is a left elevation view thereof;
FIG. 6 is a top plan view thereof;
FIG. 7 is a bottom plan view thereof;
FIG. 8 is a perspective view thereof interconnected to a sport utility vehicle;
FIG. 9 is a perspective view of another embodiment of a rack for a sport utility vehicle;
FIG. 10 is a front elevation view of the embodiment of FIG. 9;
FIG. 11 is a rear elevation view of the embodiment of FIG. 9;
FIG. 12 is a right elevation view of the embodiment of FIG. 9;
FIG. 13 is a left elevation view of the embodiment of FIG. 9;
FIG. 14 is a top plan view of the embodiment of FIG. 9;
FIG. 15 is a bottom plan view of the embodiment of FIG. 9;
FIG. 16 is a perspective view of the embodiment of FIG. 9 interconnected to a sport utility vehicle;
FIG. 17 is a perspective view of another embodiment of a rack for a sport utility vehicle;
FIG. 18 is a front elevation view of the embodiment of FIG. 17;
FIG. 19 is a rear elevation view of the embodiment of FIG. 17;
FIG. 20 is a right elevation view of the embodiment of FIG. 17;
FIG. 21 is a left elevation view of the embodiment of FIG. 17;
FIG. 22 is a top plan view of the embodiment of FIG. 17;
FIG. 23 is a bottom plan view of the embodiment of FIG. 17;
FIG. 24 is a perspective view of the embodiment of FIG. 17 interconnected to a sport utility vehicle;
FIG. 25 is a perspective view of another embodiment of a rack for a sport utility vehicle;
FIG. 26 is a front elevation view of the embodiment of FIG. 25;
FIG. 27 is a rear elevation view of the embodiment of FIG. 25;
FIG. 28 is a right elevation view of the embodiment of FIG. 25;
FIG. 29 is a left elevation view of the embodiment of FIG. 25;
FIG. 30 is a top plan view of the embodiment of FIG. 25;
FIG. 31 is a bottom plan view of the embodiment of FIG. 25;
and,

FIG. **32** is a perspective view of the embodiment of FIG. **25** interconnected to a sport utility vehicle. The broken lines depict unclaimed environmental subject matter and do not form any part of the claimed design.

1 Claim, 24 Drawing Sheets

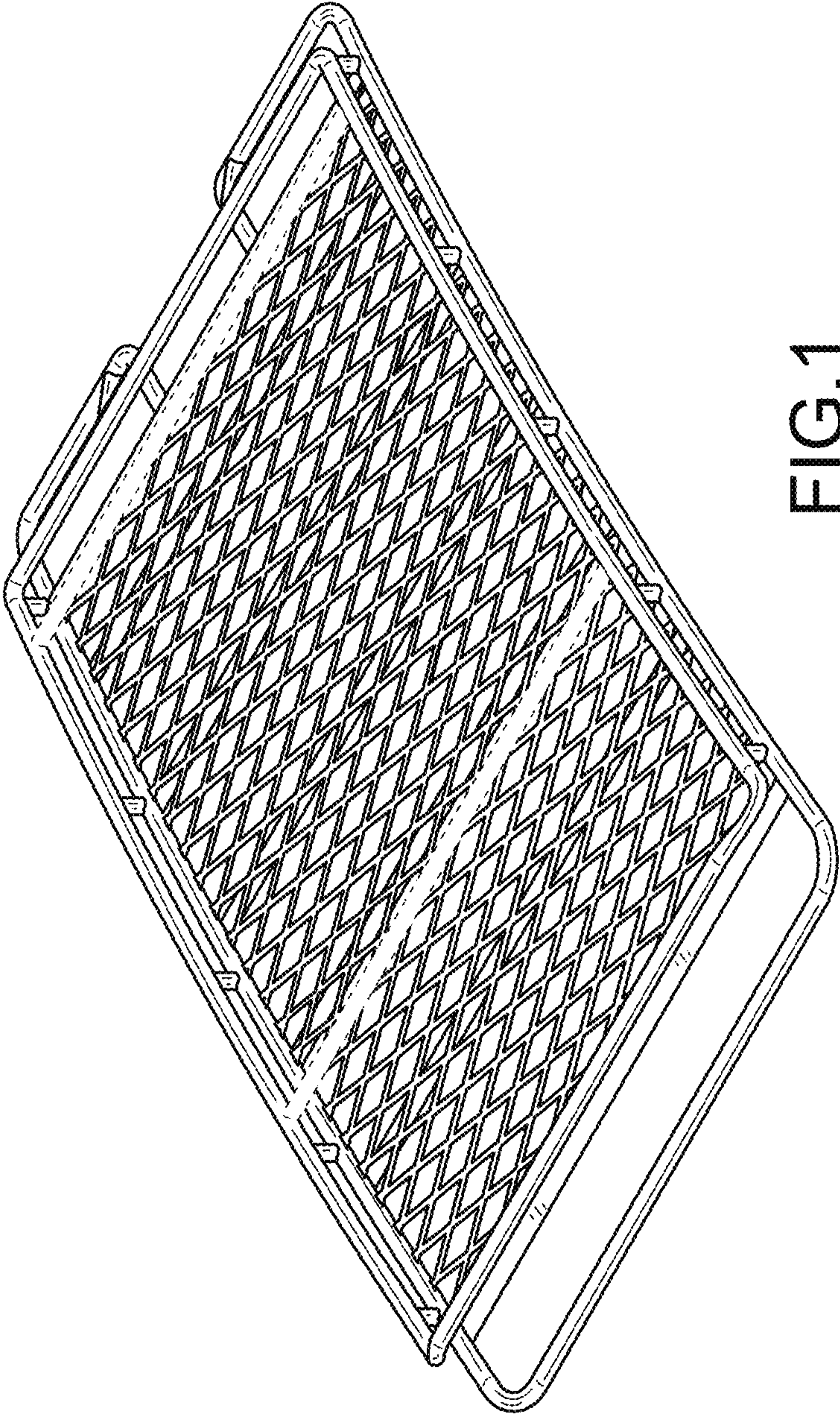


FIG.1




FIG. 2




FIG. 3

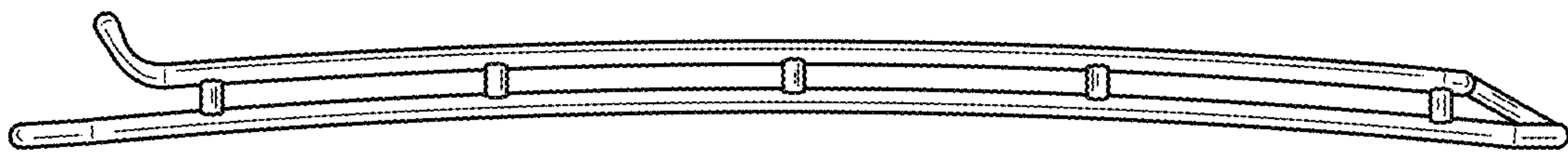


FIG. 4

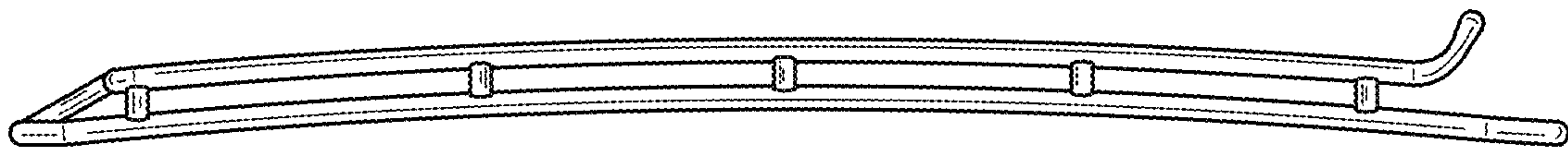


FIG. 5




FIG.6




FIG.7

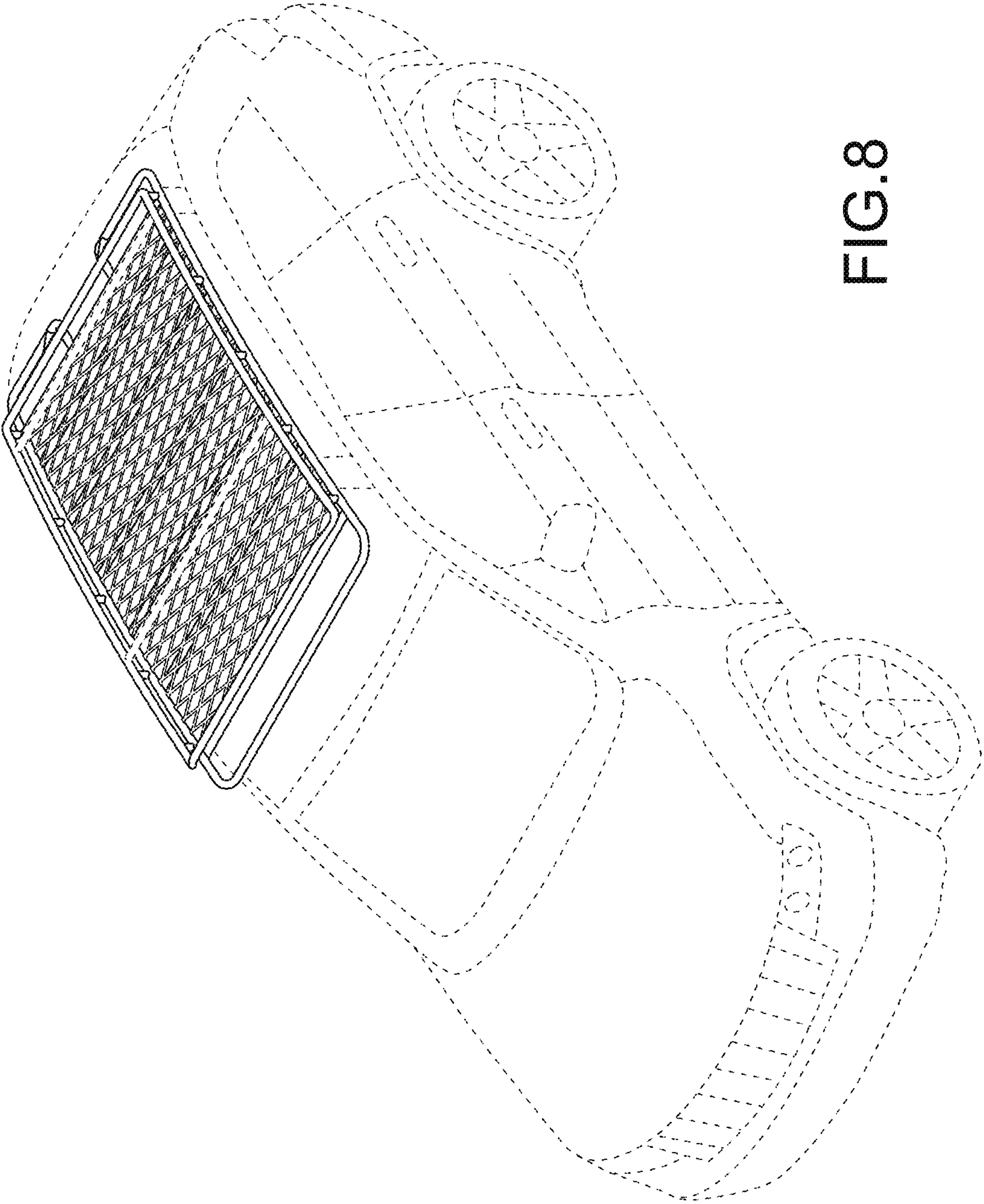


FIG.8

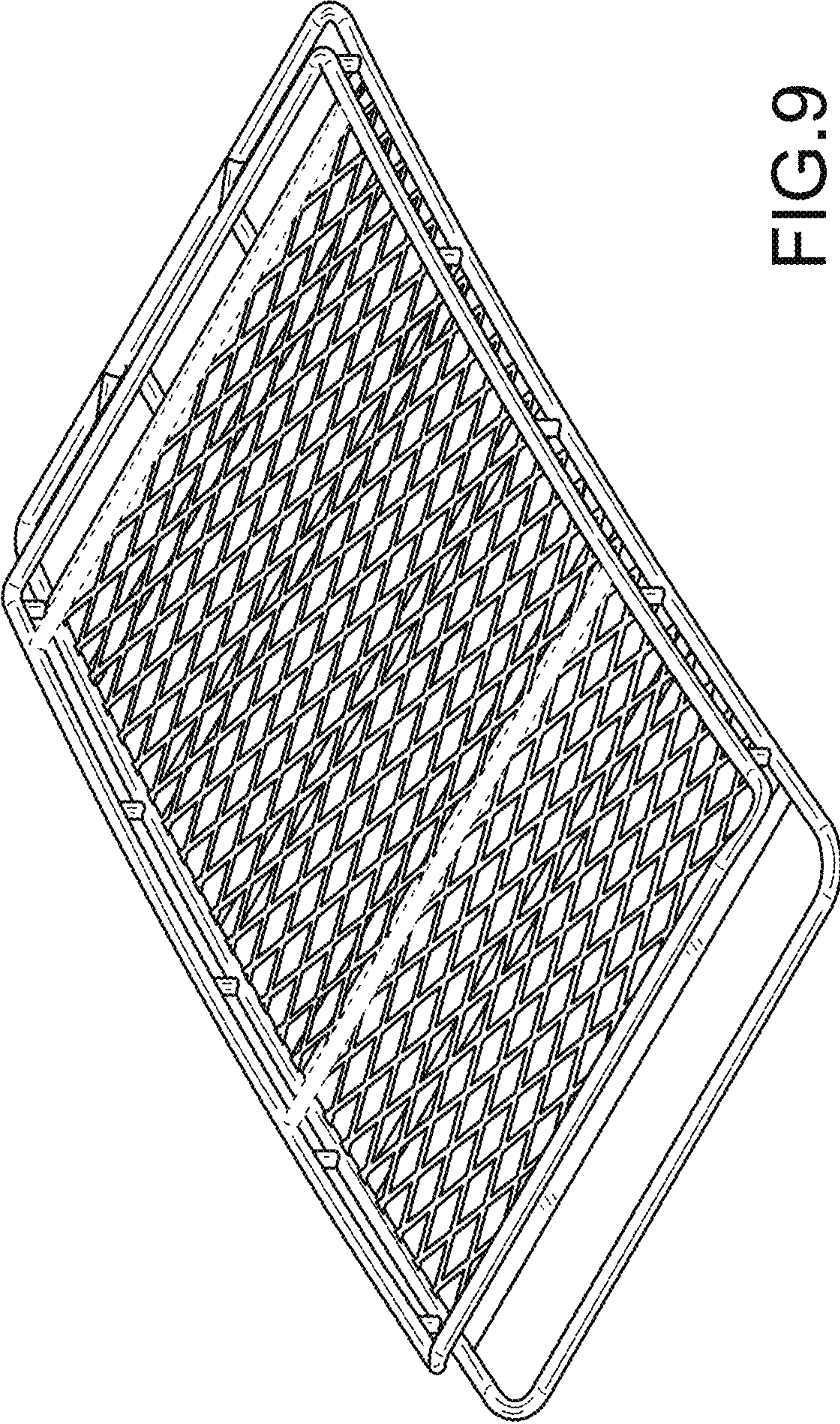


FIG. 9




FIG. 10




FIG. 11

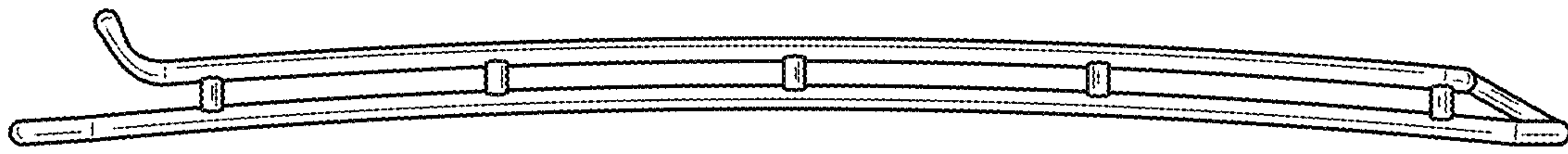


FIG. 12

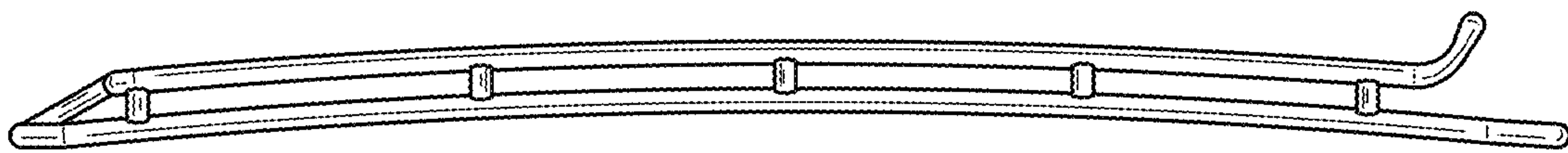


FIG. 13




FIG. 14




FIG.15

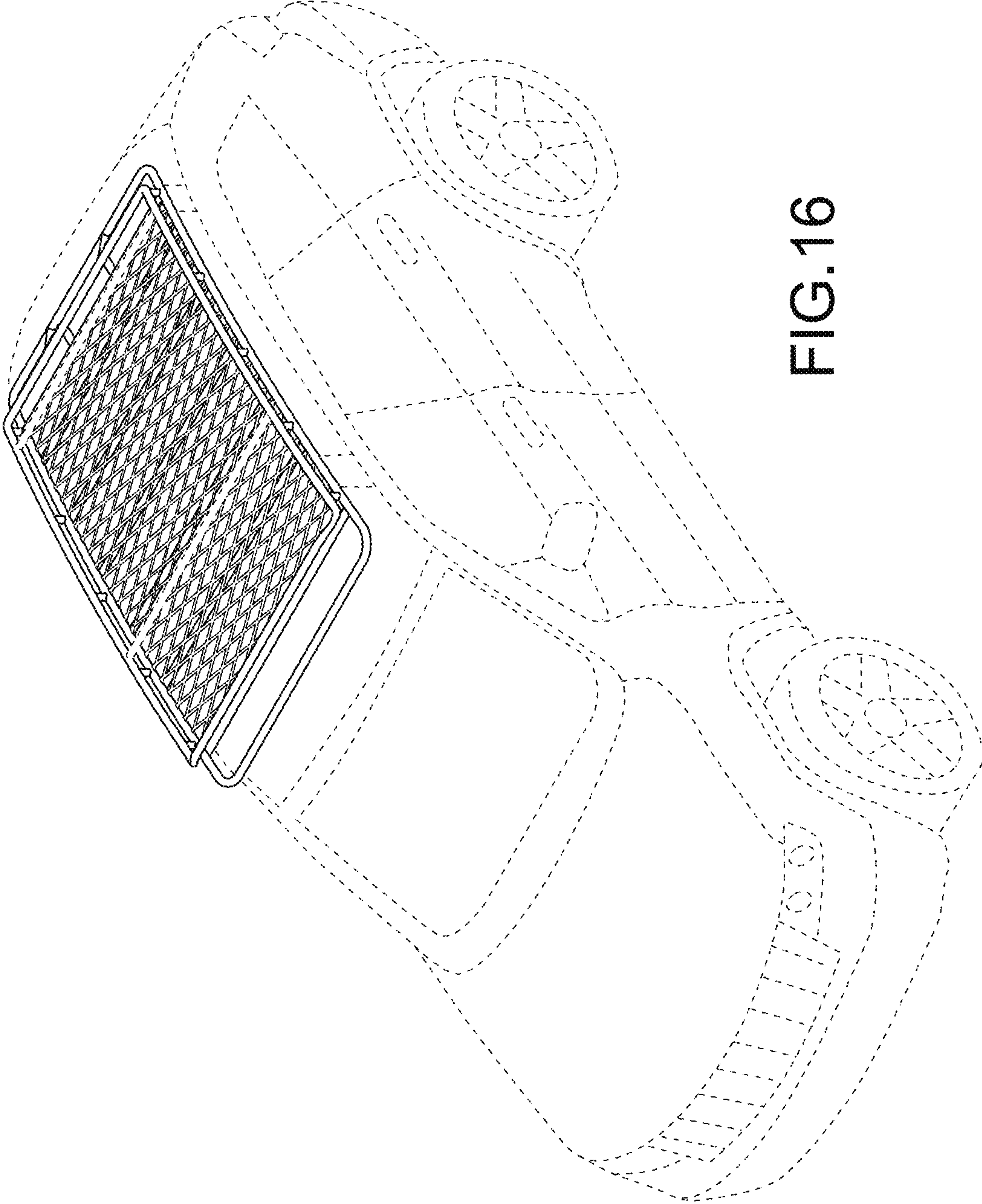


FIG.16

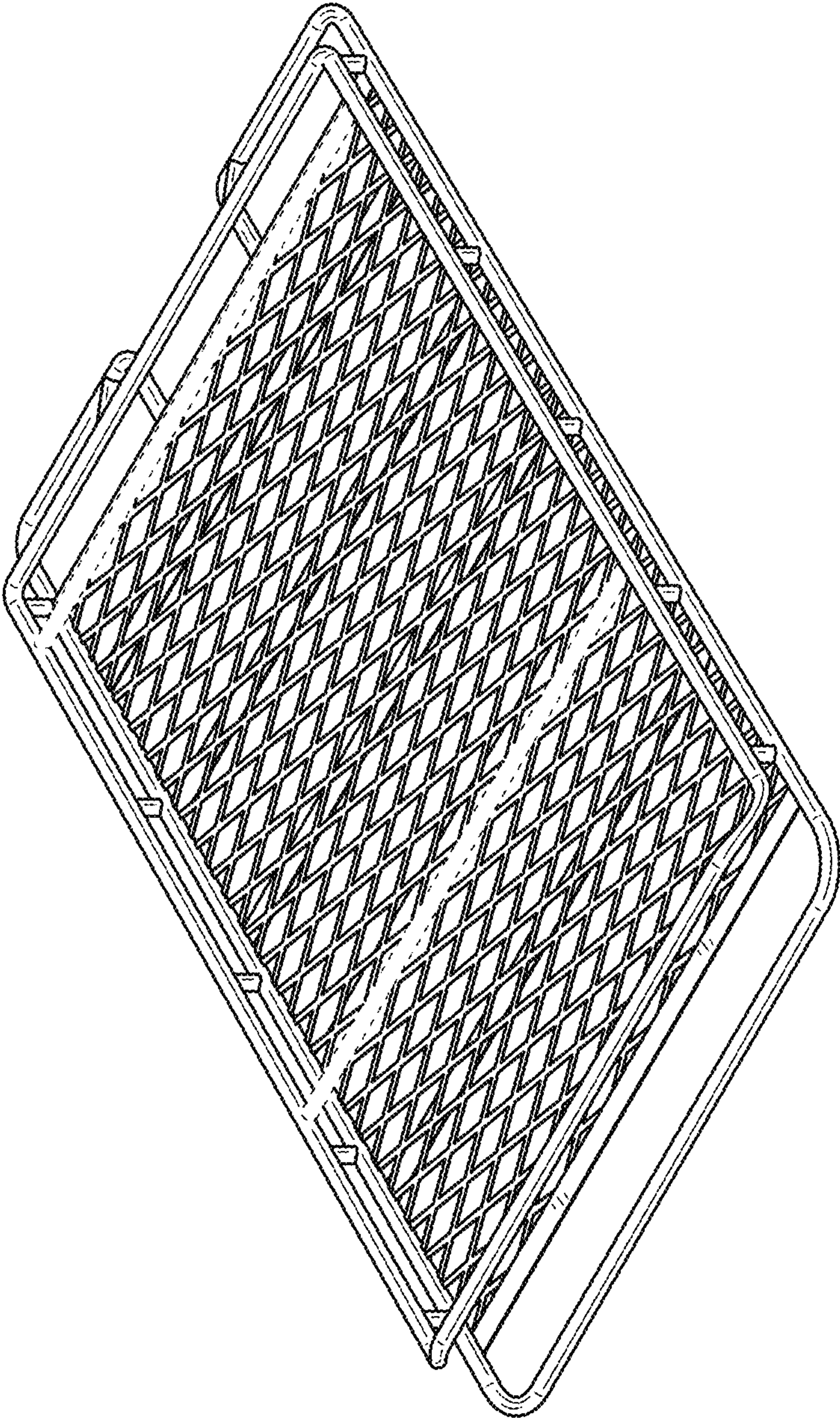


FIG.17



FIG.18



FIG.19

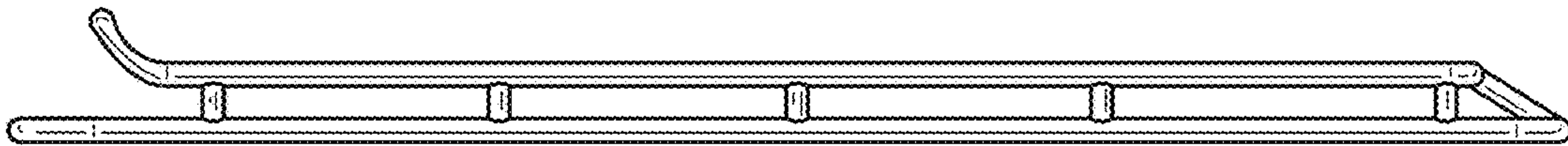


FIG.20

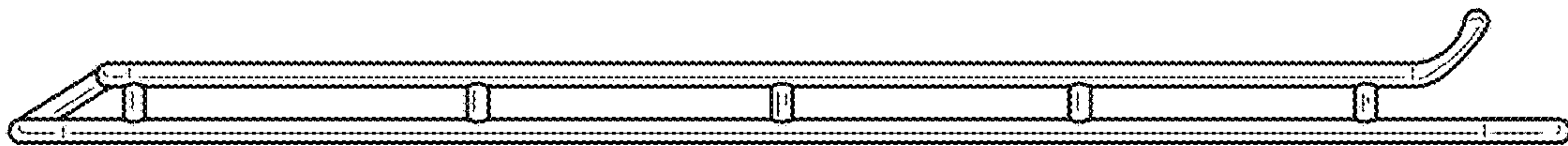


FIG.21




FIG.22




FIG.23

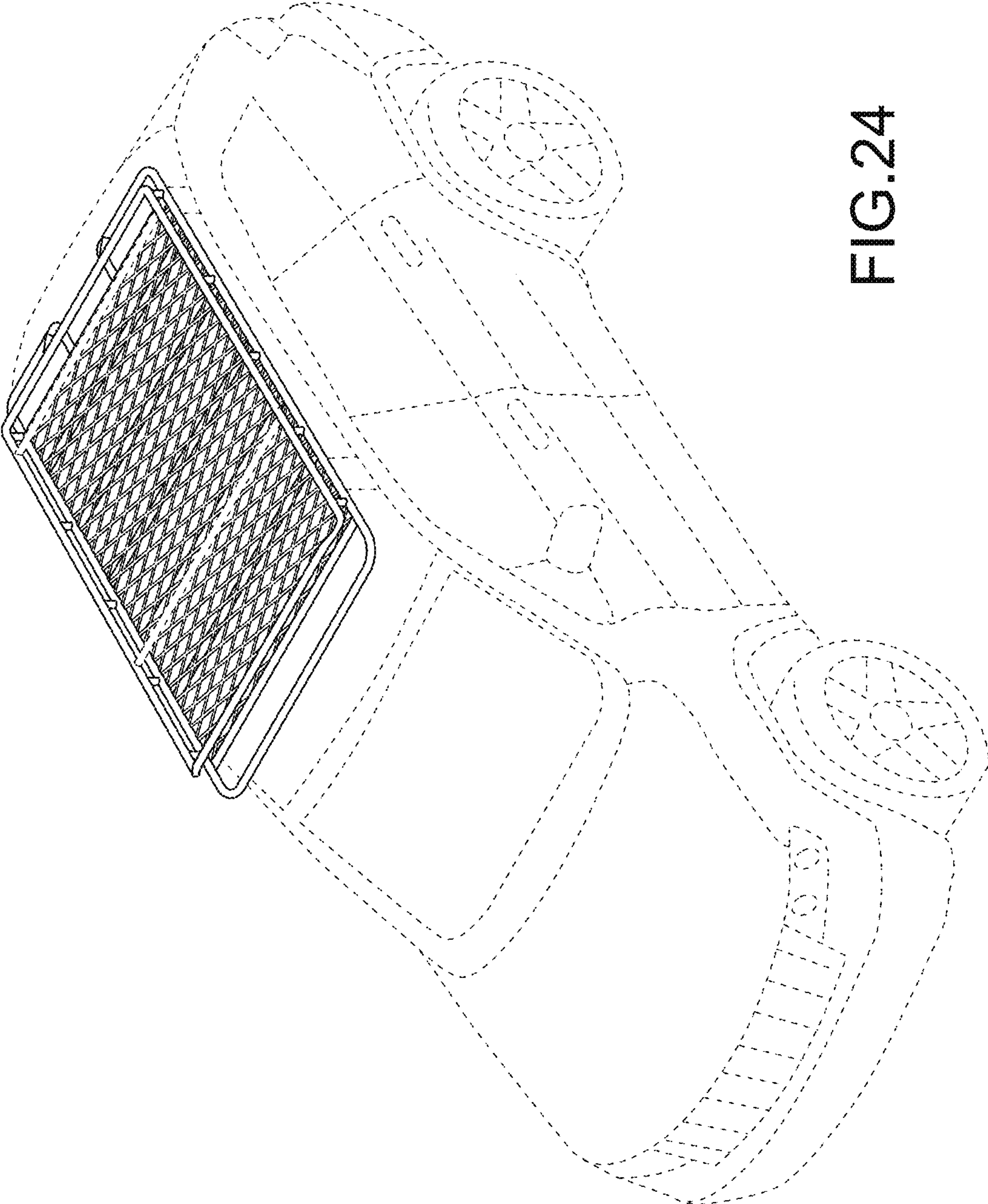


FIG.24

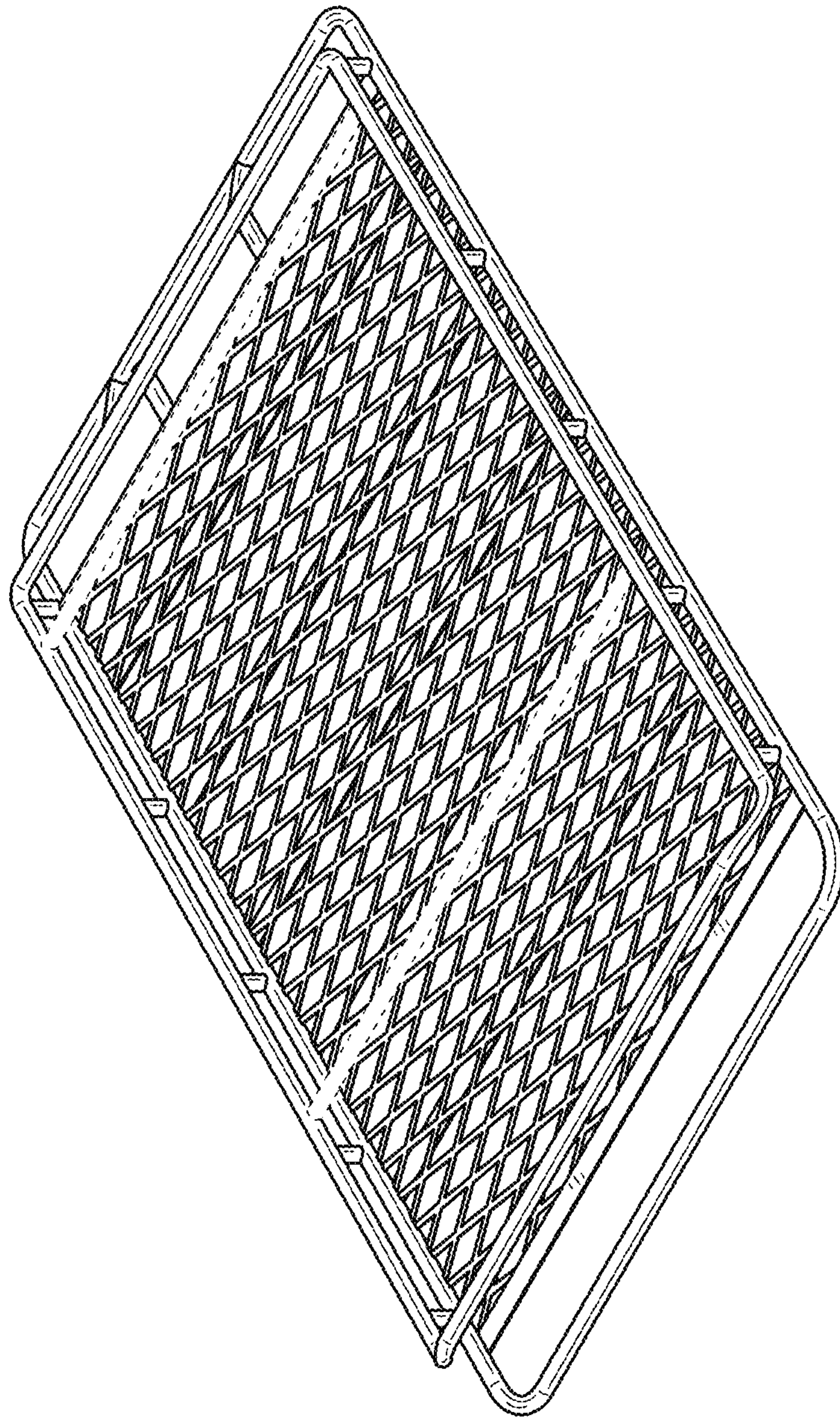


FIG.25

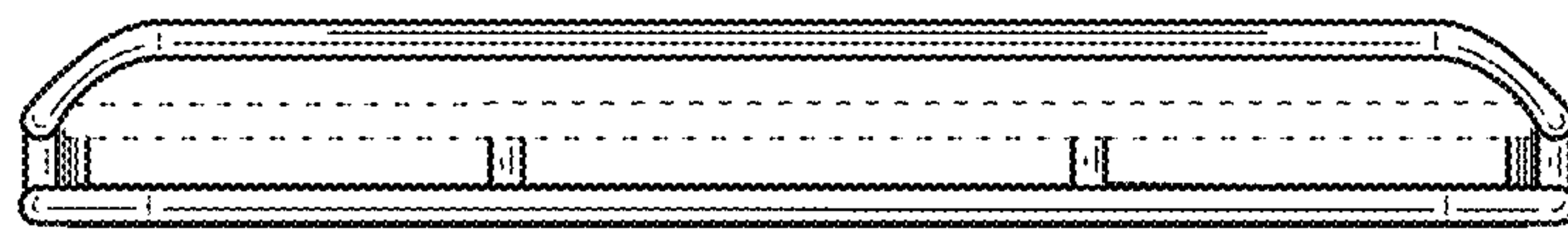


FIG. 26



FIG. 27

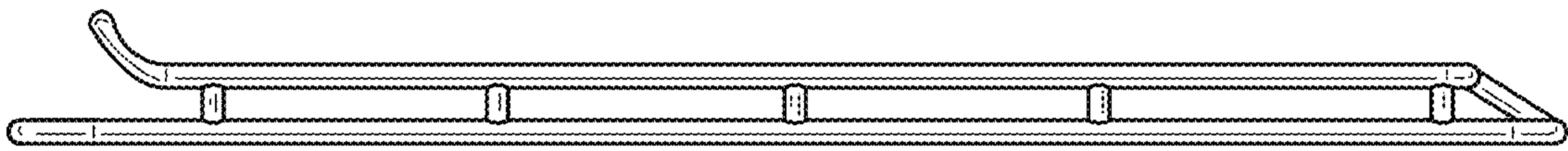


FIG.28

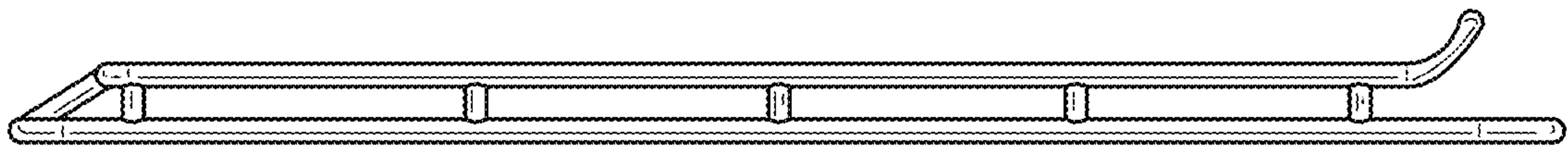


FIG.29




FIG.30

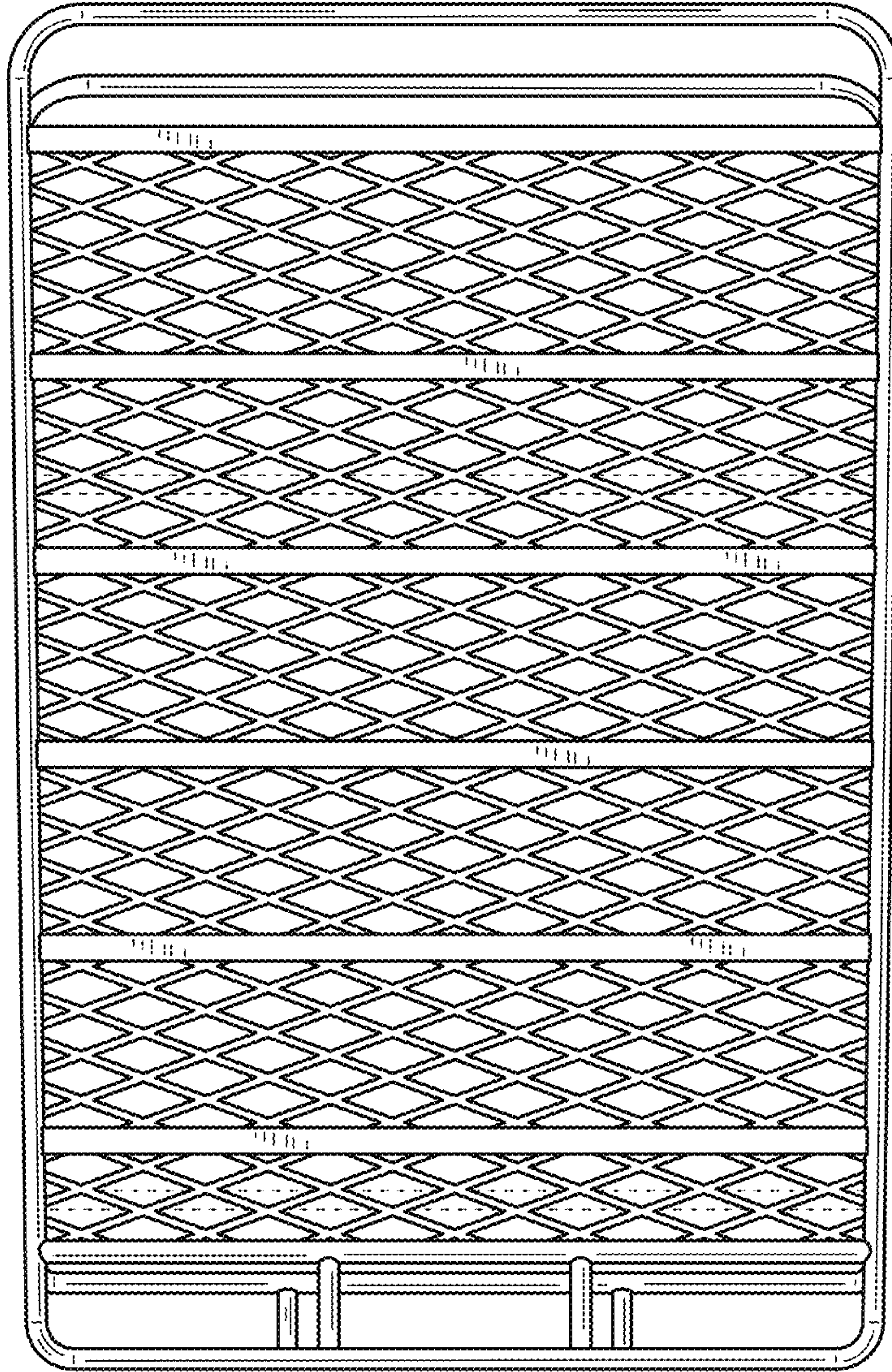


FIG.31

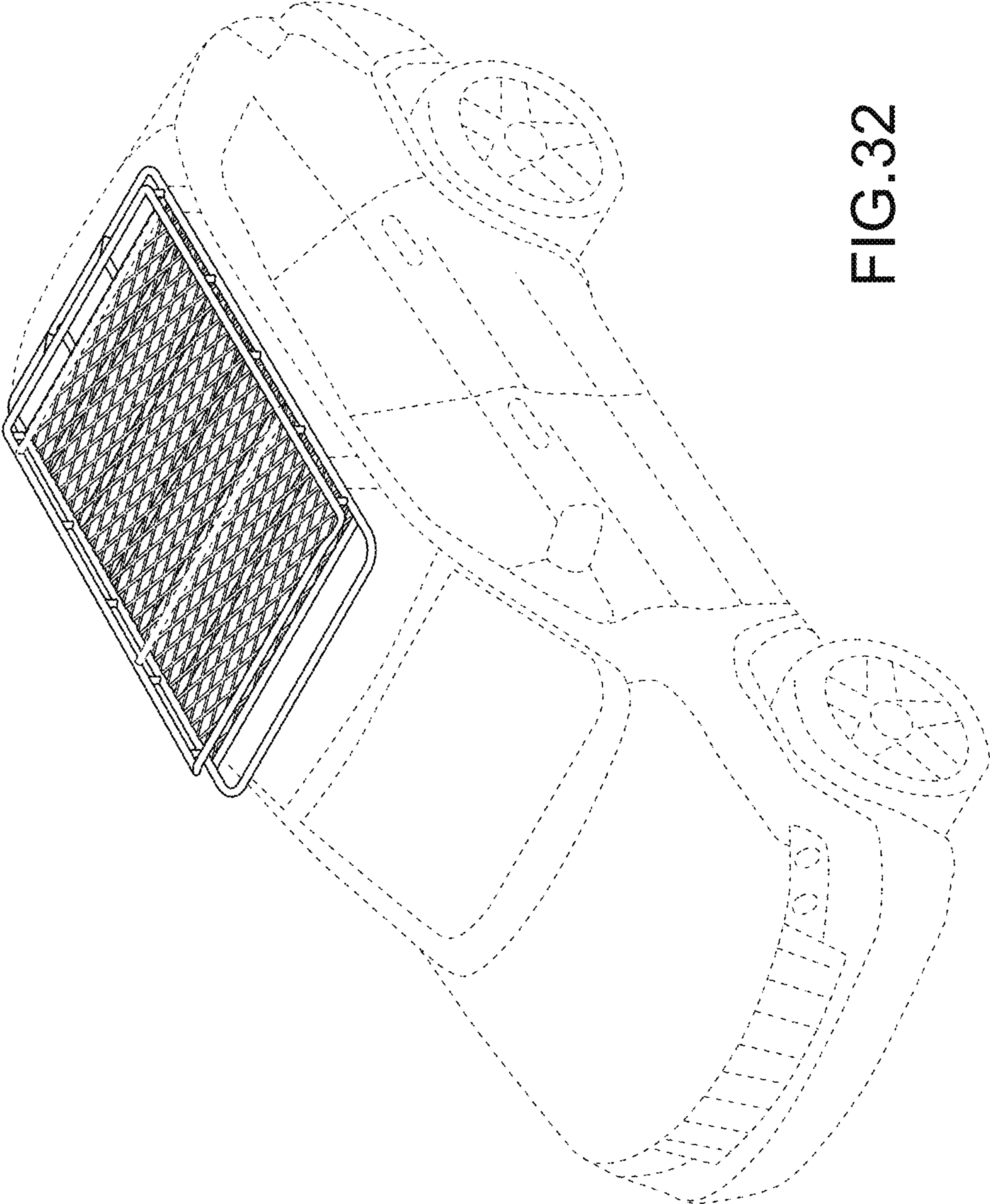


FIG.32

UNITED STATES PATENT AND TRADEMARK OFFICE
CERTIFICATE OF CORRECTION

PATENT NO. : D815,012 S
APPLICATION NO. : 29/543871
DATED : April 10, 2018
INVENTOR(S) : Paul Badillo

Page 1 of 1

It is certified that error appears in the above-identified patent and that said Letters Patent is hereby corrected as shown below:

On the Title Page

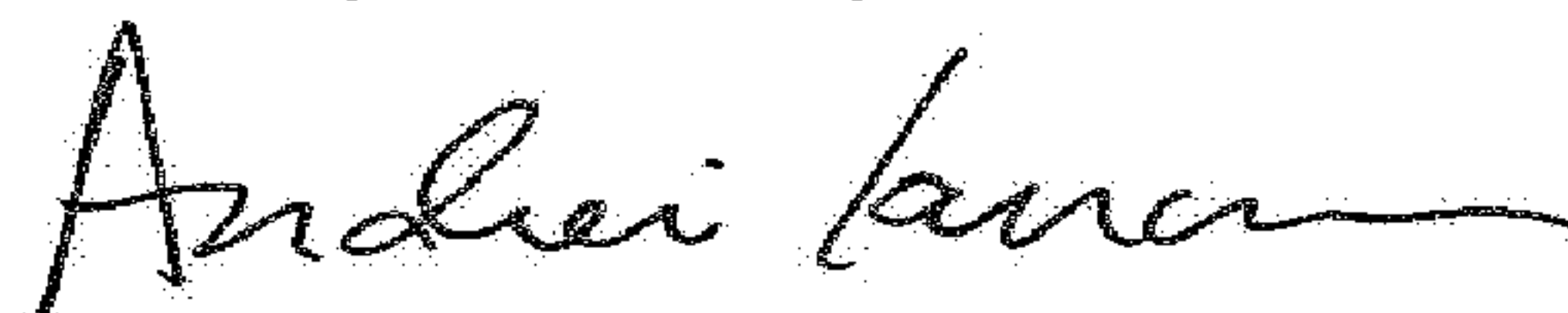
Item (54) reads:

“RACK FOR A SPORT UTILITY VEHICLE”

Should read:

--VEHICLE RACK--

Signed and Sealed this
Twenty-sixth Day of June, 2018



Andrei Iancu
Director of the United States Patent and Trademark Office