



US00D815002S

(12) **United States Design Patent** (10) **Patent No.:** **US D815,002 S**
Niemiec et al. (45) **Date of Patent:** **** Apr. 10, 2018**

(54) **VEHICLE CENTRAL DISPLAY WITH INTEGRATED REGISTERS**
(71) Applicant: **Ford Global Technologies, LLC**, Dearborn, MI (US)
(72) Inventors: **Ryan G. Niemiec**, Livonia, MI (US); **David Woodhouse**, Troy, MI (US); **Soo Y. Kang-Morales**, Northville, MI (US); **Ryan Blodi**, Farmington Hills, MI (US); **Chacko Abraham**, Birmingham, MI (US); **Christopher Young**, Birmingham, MI (US)

(73) Assignee: **Ford Global Technologies, LLC**, Dearborn, MI (US)

(**) Term: **15 Years**

(21) Appl. No.: **29/558,714**

(22) Filed: **Mar. 21, 2016**

(51) **LOC (11) Cl.** **12-16**

(52) **U.S. Cl.**
USPC **D12/192**

(58) **Field of Classification Search**
USPC D21/477; D10/102, 49, 46, 98, 103, D10/122-127; D12/192, 110, 114, 415; 296/97.1, 37.18, 70; 362/492; 702/165; D14/157, 210, 224.1, 258, 315; D15/17, D15/28; 348/118, 837; 180/336
CPC B60R 21/045; B60R 11/02; B60R 21/205; B60K 35/00; B60H 3/06
See application file for complete search history.

(56) **References Cited**

U.S. PATENT DOCUMENTS

D276,040 S * 10/1984 Montgomery D12/192
D276,422 S * 11/1984 Montgomery D12/192
4,543,578 A * 9/1985 Tomoyori G09B 29/108
340/988

4,712,823 A * 12/1987 Mills B60N 3/18
296/152
D348,444 S * 7/1994 Papademetriou D14/315
D364,840 S * 12/1995 Oshizawa D12/192
D389,125 S * 1/1998 Yamasaki D10/65
D417,267 S * 11/1999 Sacco D12/192
6,049,288 A * 4/2000 Kawasaki G01D 11/24
248/27.1
6,240,347 B1 * 5/2001 Everhart B60K 35/00
367/197
D489,660 S * 5/2004 Okumura D12/192
(Continued)

OTHER PUBLICATIONS

#1: MMI System, Audi Sportback, posted at cartype.com, posted Jan. 11, 2009, © 1999-2015 Cartype Inc., online, site visited Jan. 12, 2017. Available from Internet, <URL: http://cartype.com/pages/3565/audi_sportback_2009>.*

Primary Examiner — Lakiya Rogers

Assistant Examiner — Altaira Swangin

(74) *Attorney, Agent, or Firm* — James Dottavio; Burris Law, PLLC


(57) **CLAIM**

The ornamental design for a vehicle central display with integrated registers, as shown and described.

DESCRIPTION

FIG. 1 is a top front perspective view of a vehicle central display with integrated registers;
FIG. 2 is a top front perspective view thereof;
FIG. 3 is a front elevational view thereof;
FIG. 4 is a left side elevational view thereof;
FIG. 5 is a right side elevational view thereof; and,
FIG. 6 is a top plan view thereof.
In the drawings, the broken lines in the figures depict portions of the article that form no part of the claimed design.

1 Claim, 6 Drawing Sheets






Figure 1

Figure 2




Figure 3


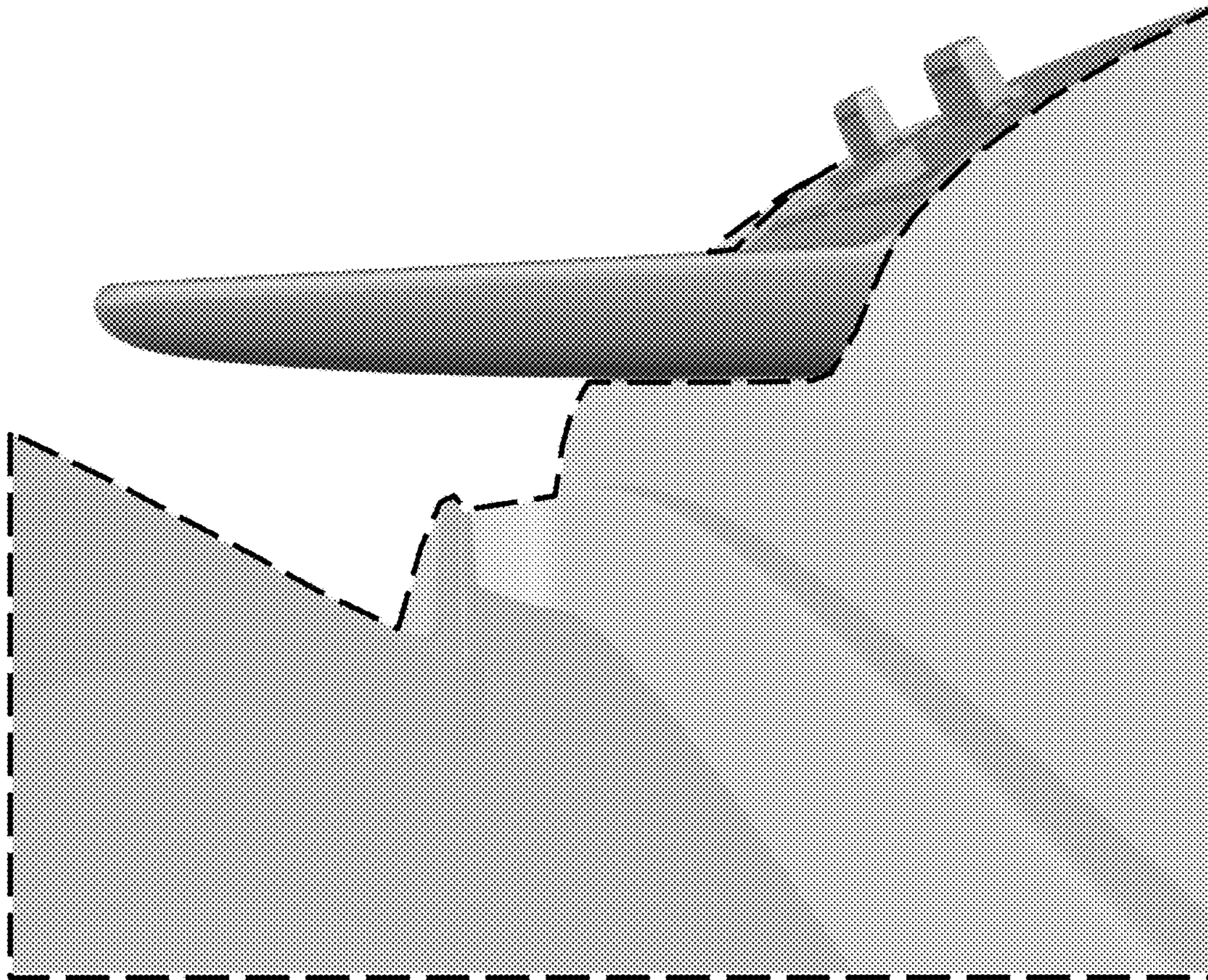


Figure 4






Figure 5

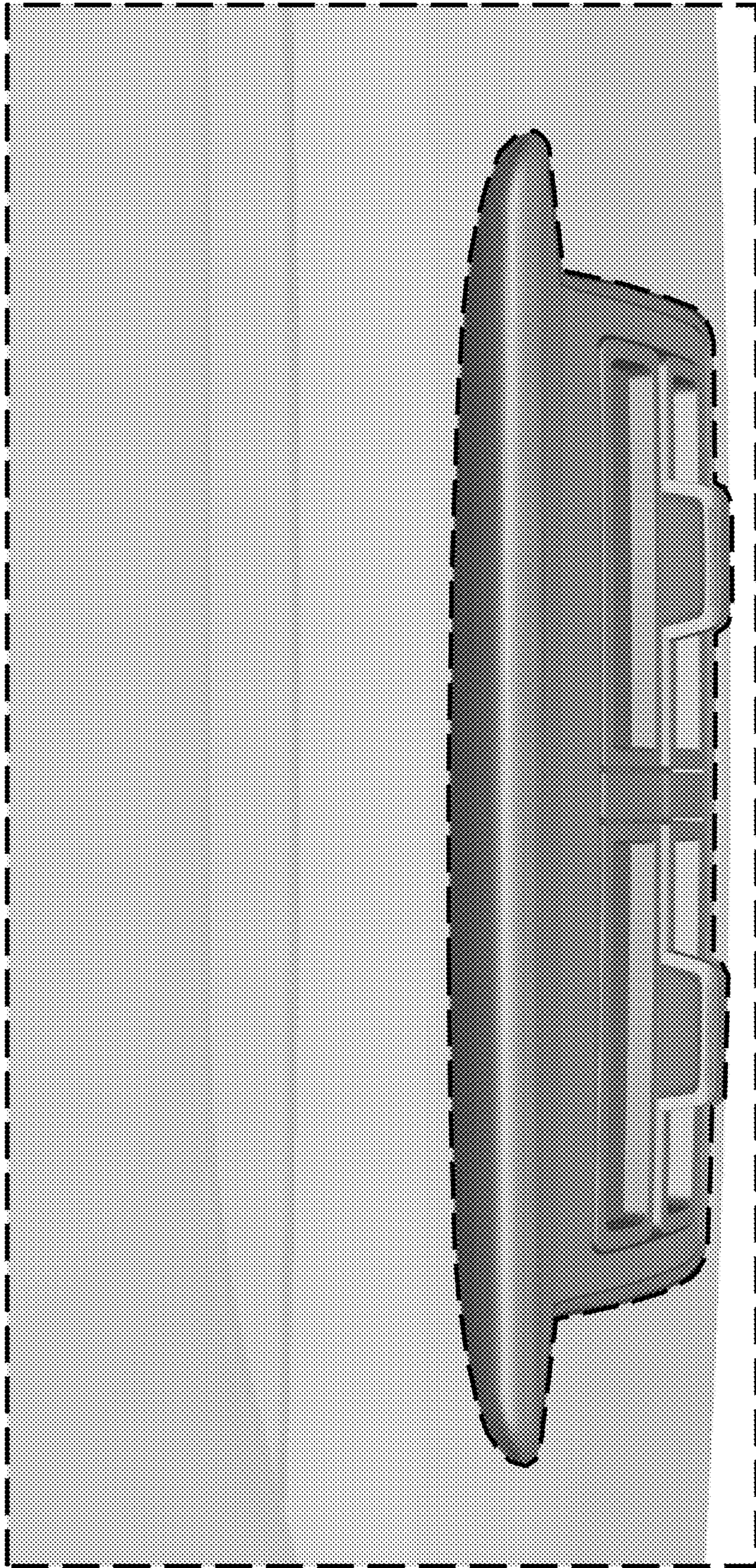


Figure 6