



US00D814996S

(12) **United States Design Patent** (10) **Patent No.:** **US D814,996 S**
Yates (45) **Date of Patent:** **** Apr. 10, 2018**

(54) **BUMPER**

(71) Applicant: **Volvo Lastvagnar AB**, Göteborg (SE)

(72) Inventor: **Lukas Yates**, Greensboro, NC (US)

(73) Assignee: **Volvo Lastvagnar AB**, Gothenburg (SE)

(**) Term: **15 Years**

(21) Appl. No.: **29/593,296**

(22) Filed: **Feb. 8, 2017**

(51) **LOC (11) Cl.** **12-16**

(52) **U.S. Cl.**
USPC **D12/169**

(58) **Field of Classification Search**

USPC D12/86, 90-92, 163, 169, 171, 196, 216;
D21/424, 433, 434; 293/102, 113, 115,
293/117, 120; 296/180.1, 180.2, 181.1,
296/181.5
CPC B60R 19/02; B60R 19/04; B60R 19/18;
B60R 19/24; B60R 19/44; B60R 19/48;
B60R 19/52; B60R 19/56; B60R 19/023;
B62D 35/00; B62D 25/00; B62D 25/06;
B62D 33/00

See application file for complete search history.

(56) **References Cited**

U.S. PATENT DOCUMENTS

D355,149 S * 2/1995 Payne D12/96
D744,390 S * 12/2015 Vena D12/169
D760,126 S * 6/2016 Doyle D12/169
D763,743 S * 8/2016 Halton D12/164
D793,292 S * 8/2017 Lee D12/169

(Continued)

OTHER PUBLICATIONS

<http://www.tfltruck.com/2017/09/new-2018-mack-anthem/> Posted
Sep. 14, 2017 (Year: 2017).*

(Continued)

Primary Examiner — Susan Bennett Hattan
Assistant Examiner — Leanne Was-Englehart
(74) *Attorney, Agent, or Firm* — Tucker Ellis LLP

(57) **CLAIM**

The ornamental design for a bumper, as shown and described.

DESCRIPTION

FIG. 1 is a front-left-top perspective view of a bumper showing my new design.

FIG. 2 is a rear-right-top perspective view thereof.

FIG. 3 is a front view thereof.

FIG. 4 is a rear view thereof.

FIG. 5 is a right side view thereof.

FIG. 6 is a left side view thereof.

FIG. 7 is a top view thereof.

FIG. 8 is a bottom view thereof.

FIG. 9 is front-left-top perspective view of the bumper having a contrast pattern applied to components of the bumper.

FIG. 10 is a rear-right-top perspective view thereof.

FIG. 11 is a front view thereof.

FIG. 12 is a rear view thereof.

FIG. 13 is a right side view thereof.

FIG. 14 is a left side view thereof.

FIG. 15 is a top view thereof.

FIG. 16 is front-left-top perspective view of the bumper having another contrast pattern applied to components of the bumper.

FIG. 17 is a bottom-front perspective view thereof.

FIG. 18 is a front view thereof.

FIG. 19 is a right side view thereof.

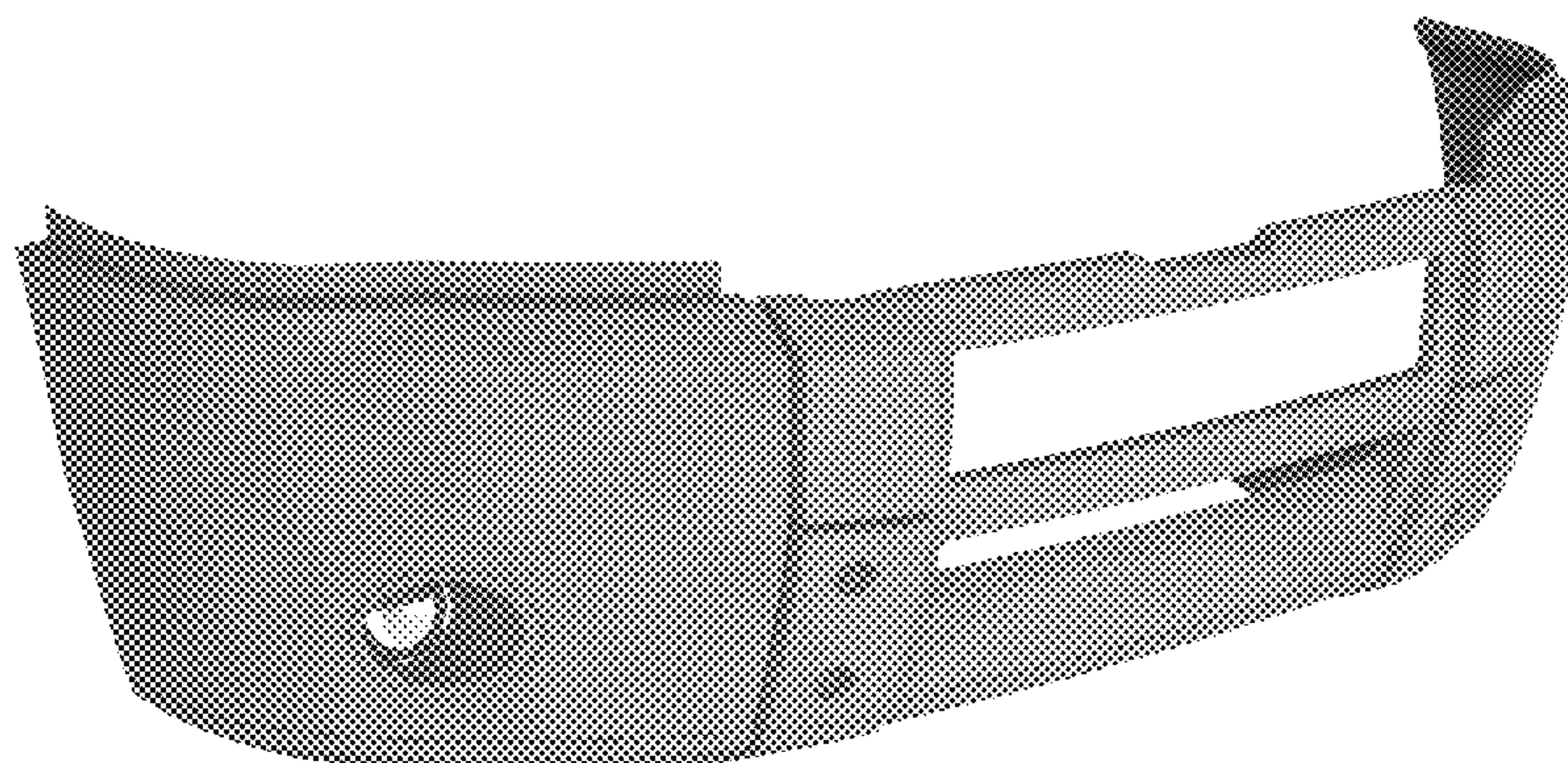
FIG. 20 is a left side view thereof.

FIG. 21 is a top view thereof; and,

FIG. 22 is a bottom view thereof.

The shaded areas in FIGS. 9-22 depict a contrast in appearance.

1 Claim, 12 Drawing Sheets



(56)

References Cited

U.S. PATENT DOCUMENTS

D793,293 S * 8/2017 Lee D12/169
D798,780 S * 10/2017 Villamizar D12/169
D800,035 S * 10/2017 Takamatsu D12/169
D800,617 S * 10/2017 Jang D12/169
D801,238 S * 10/2017 Kowaki D12/169
D801,240 S * 10/2017 Yang D12/169
D801,241 S * 10/2017 Park D12/169

OTHER PUBLICATIONS

<https://www.youtube.com/watch?v=N64nUxXaWko> Posted Sep.
21, 2017 (Year: 2017).*
Images of Mack CXU Pinnacle Truck, released 2006, 2 pages.

* cited by examiner

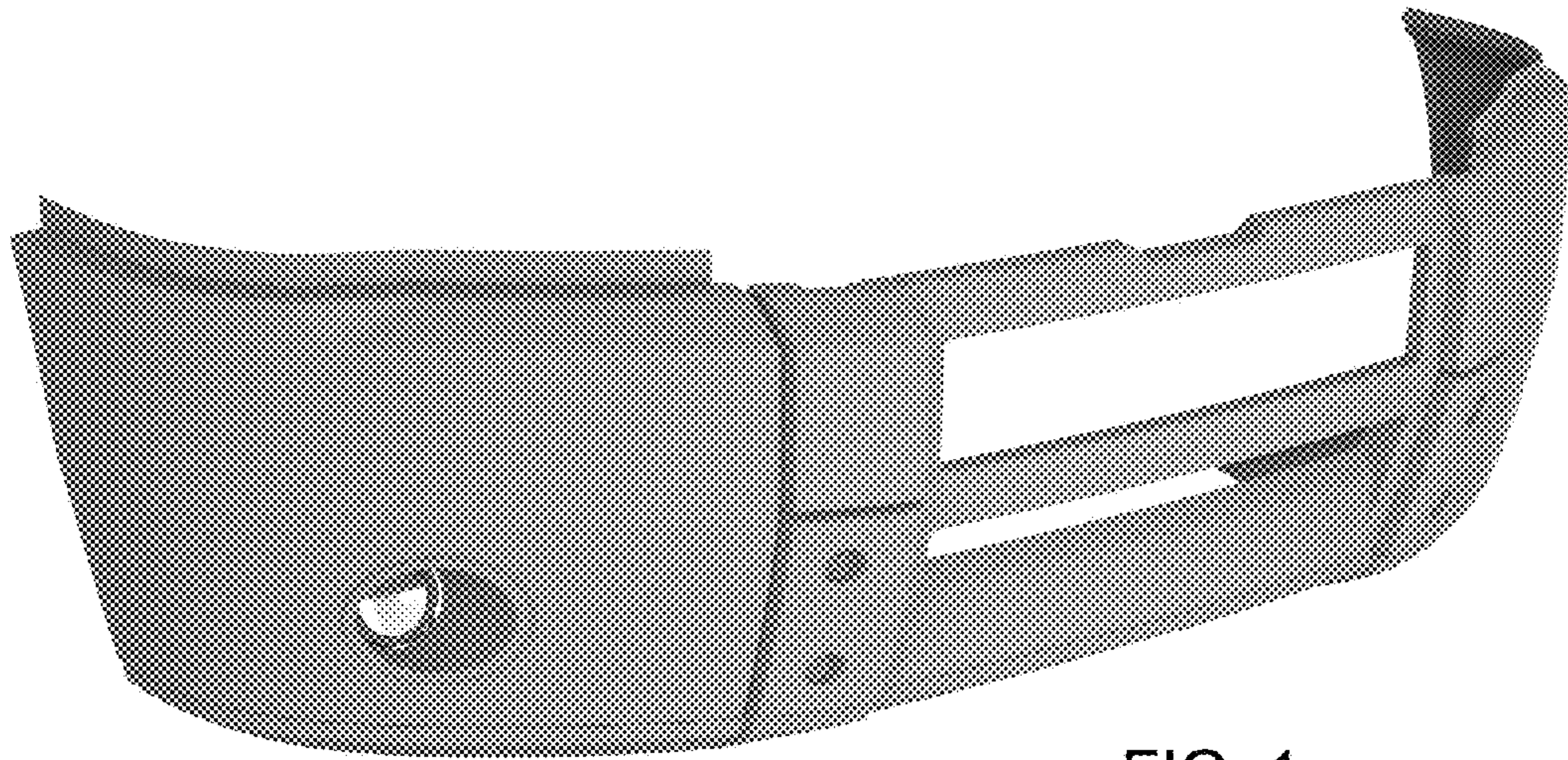


FIG. 1

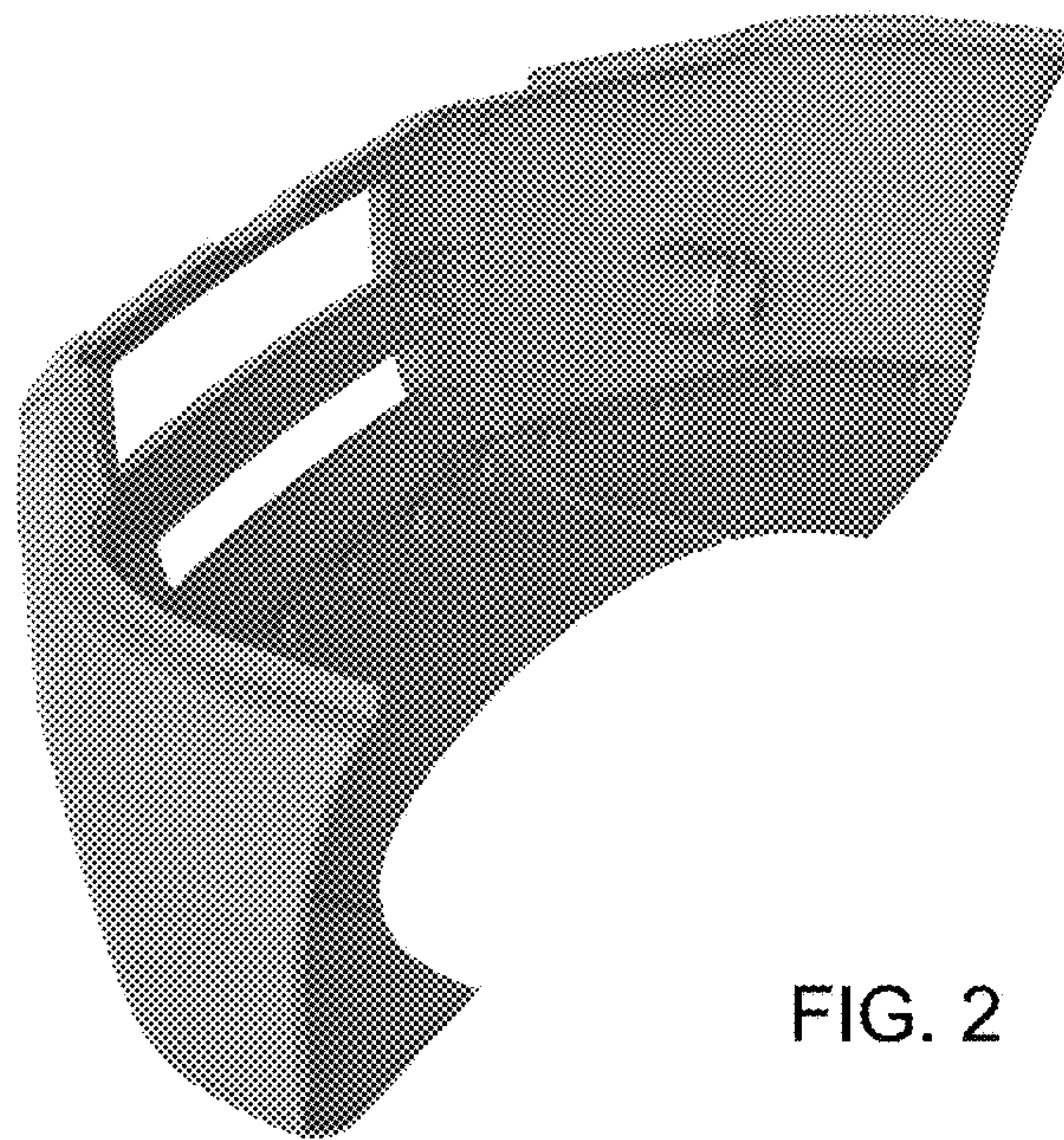


FIG. 2




FIG. 3




FIG. 4




FIG. 5




FIG. 6




FIG. 7




FIG. 8




FIG. 9

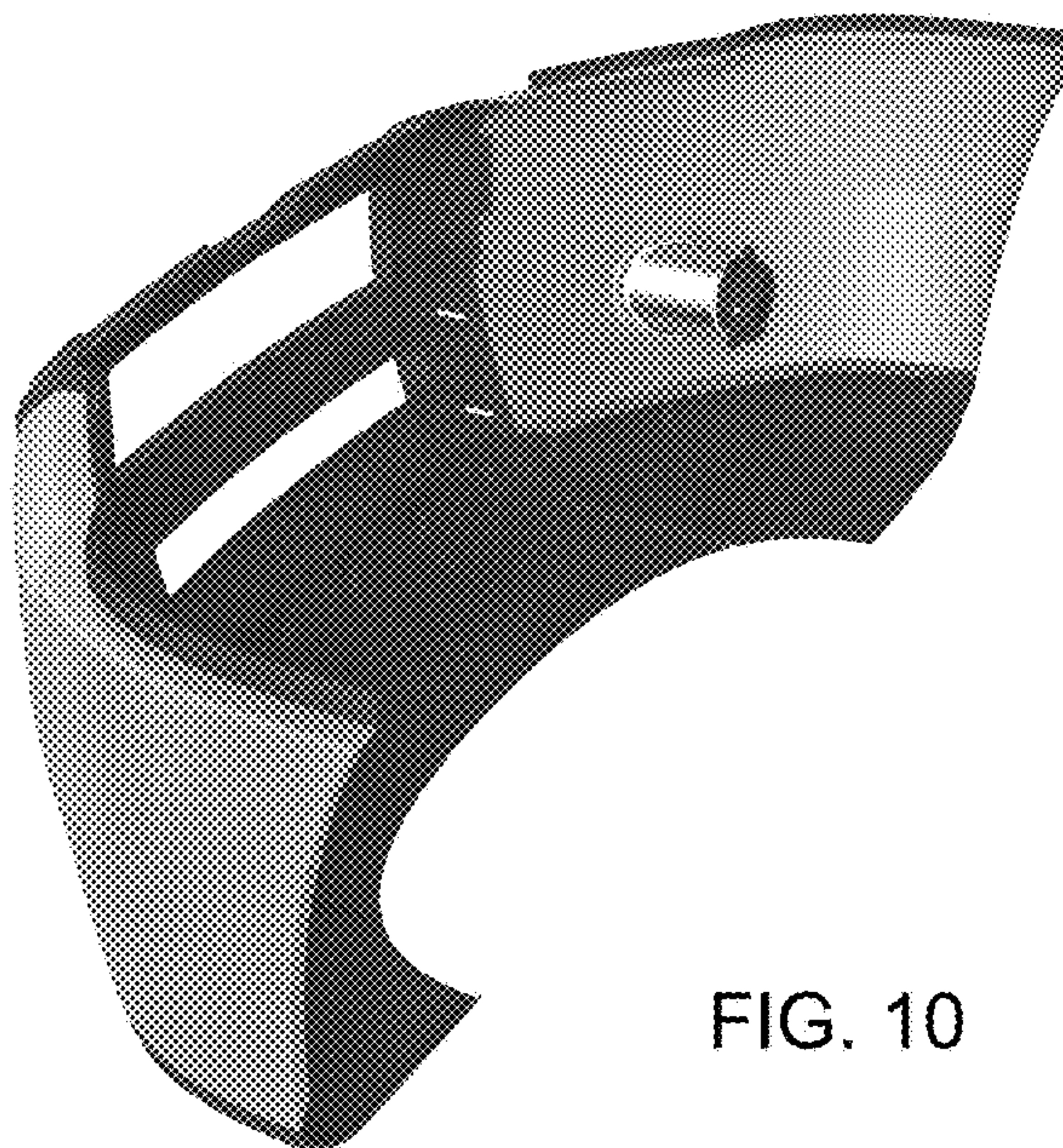


FIG. 10




FIG. 11




FIG. 12

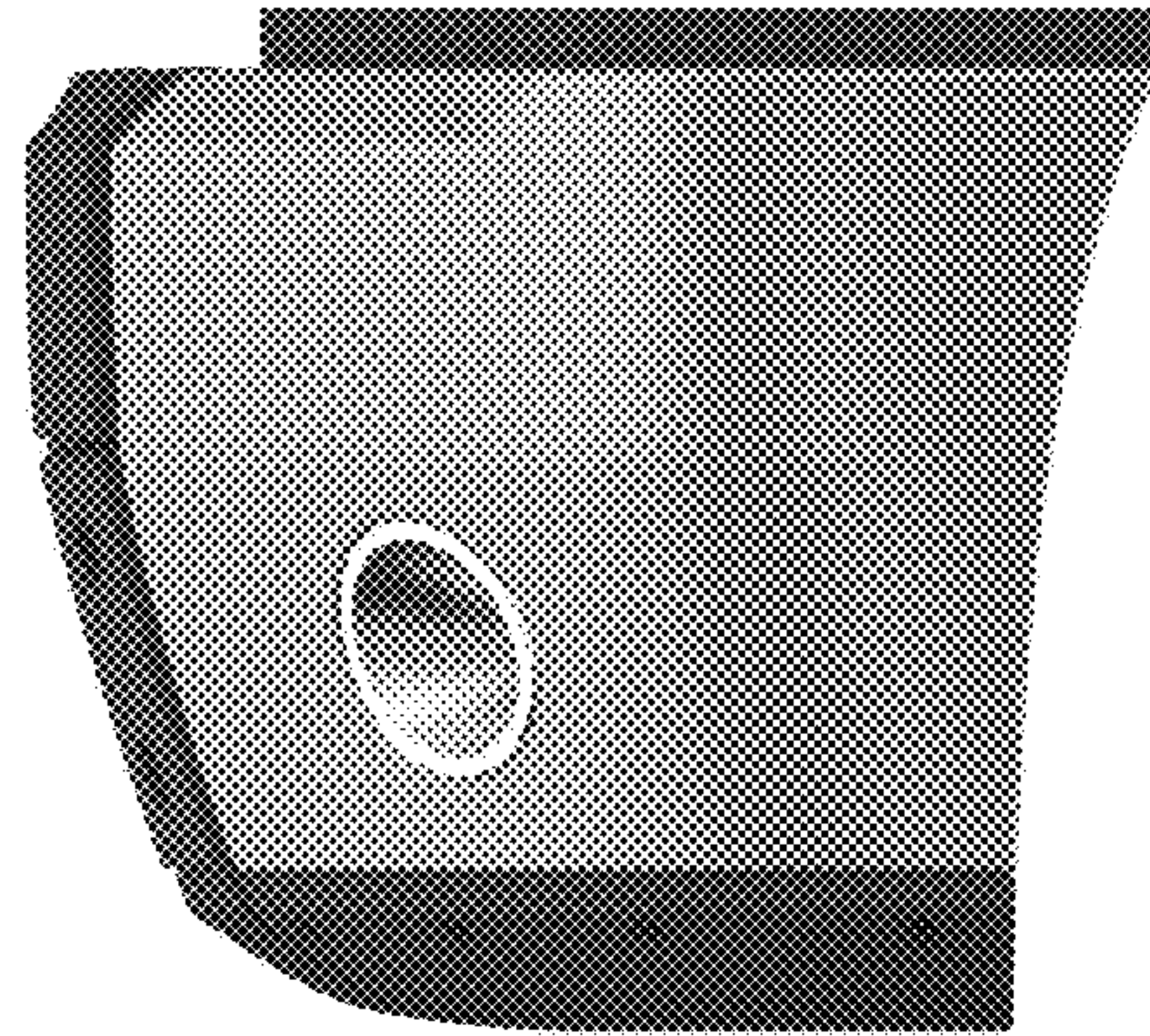


FIG. 13




FIG. 14



FIG. 15




FIG. 16




FIG. 17



FIG. 18




FIG. 19




FIG. 20




FIG. 21



FIG. 22