



US00D814987S

(12) **United States Design Patent** (10) **Patent No.:** **US D814,987 S**
Murakami (45) **Date of Patent:** **** Apr. 10, 2018**

(54) **REAR BUMPER FOR AUTOMOBILE**

(71) Applicant: **HONDA MOTOR CO., LTD.**, Tokyo (JP)

(72) Inventor: **Wataru Murakami**, Wako (JP)

(73) Assignee: **HONDA MOTOR CO., LTD.**, Tokyo (JP)

(**) Term: **15 Years**

(21) Appl. No.: **29/580,219**

(22) Filed: **Oct. 6, 2016**

(30) **Foreign Application Priority Data**

Apr. 12, 2016 (JP) 2016-008092

(51) **LOC (11) Cl.** **12-16**

(52) **U.S. Cl.**

USPC **D12/169**

(58) **Field of Classification Search**

USPC D12/169, 216, 90-92, 86, 171, 196, 163;
293/102, 113, 115, 117, 120; 296/180.1,
296/180.2

CPC B60R 19/02; B60R 19/04; B62D 25/08

See application file for complete search history.

(56) **References Cited**

U.S. PATENT DOCUMENTS

D738,268 S *	9/2015	Blanski	D12/169
D748,020 S *	1/2016	Behmer	D12/169
D749,470 S *	2/2016	Behmer	D12/169
D792,815 S *	7/2017	Kozub	D12/169
D793,295 S *	8/2017	McCabe	D12/169

* cited by examiner

Primary Examiner — Melody N Brown

(74) *Attorney, Agent, or Firm* — Westerman, Hattori, Daniels & Adrian, LLP

(57) **CLAIM**

The ornamental design for a rear bumper for automobile, as shown and described.

DESCRIPTION

FIG. 1 is a perspective view of a rear bumper for automobile showing my new design;
FIG. 2 is a front elevation view thereof;
FIG. 3 is a top plan view thereof;
FIG. 4 is a bottom plan view thereof; and,
FIG. 5 is a left side elevation view thereof.

The broken lines in the drawings illustrate portions of the rear bumper for automobile that forms no part of the claimed design.

1 Claim, 5 Drawing Sheets




FIG. 1

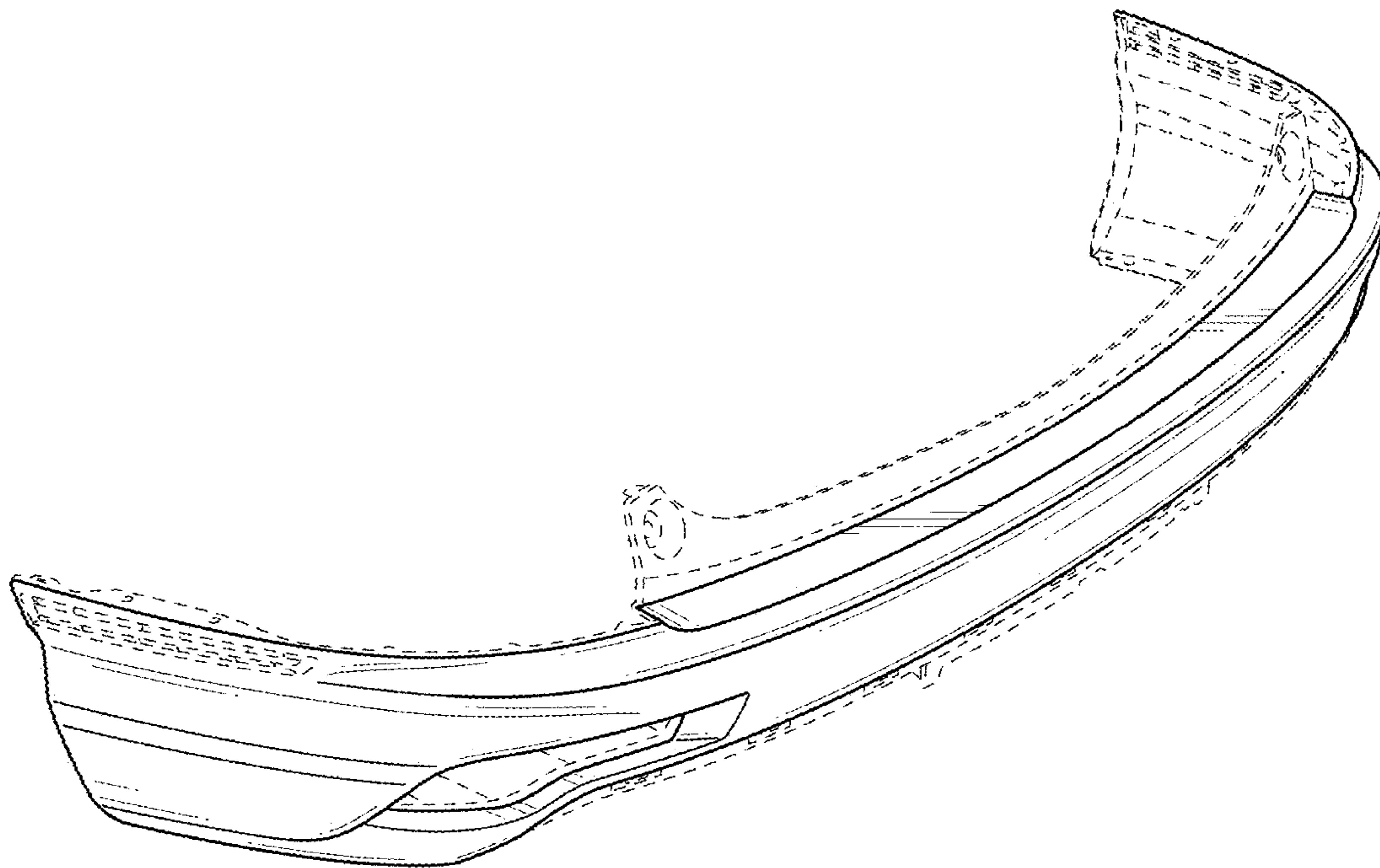


FIG. 2




FIG. 3

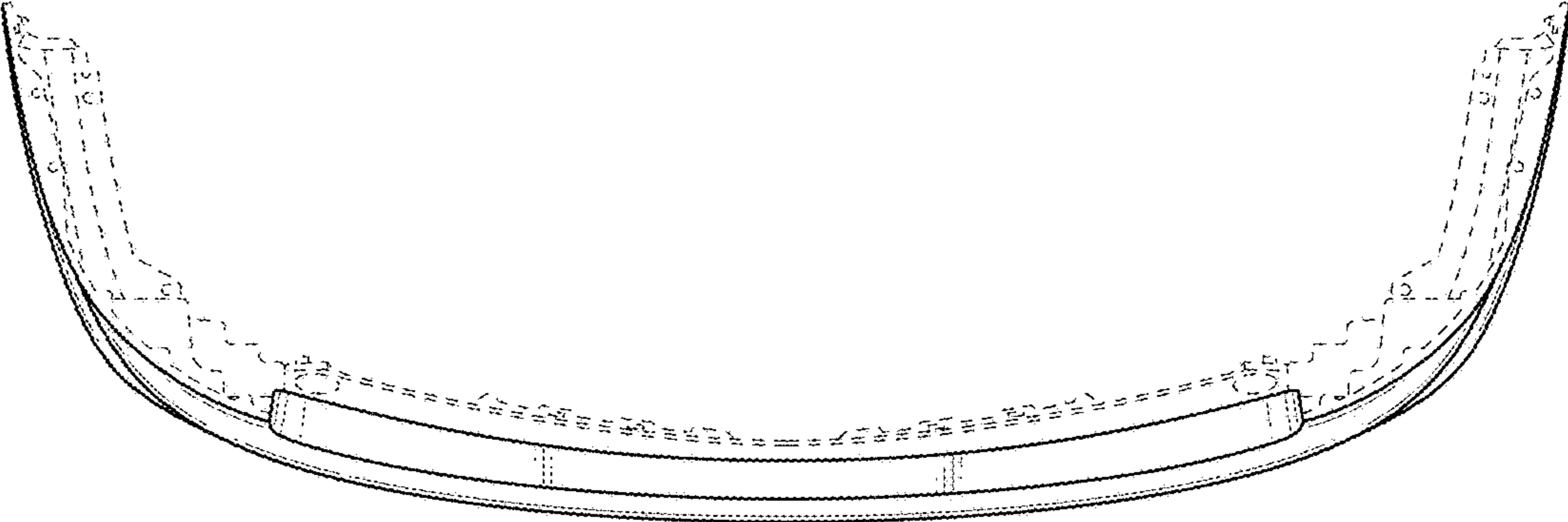


FIG. 4

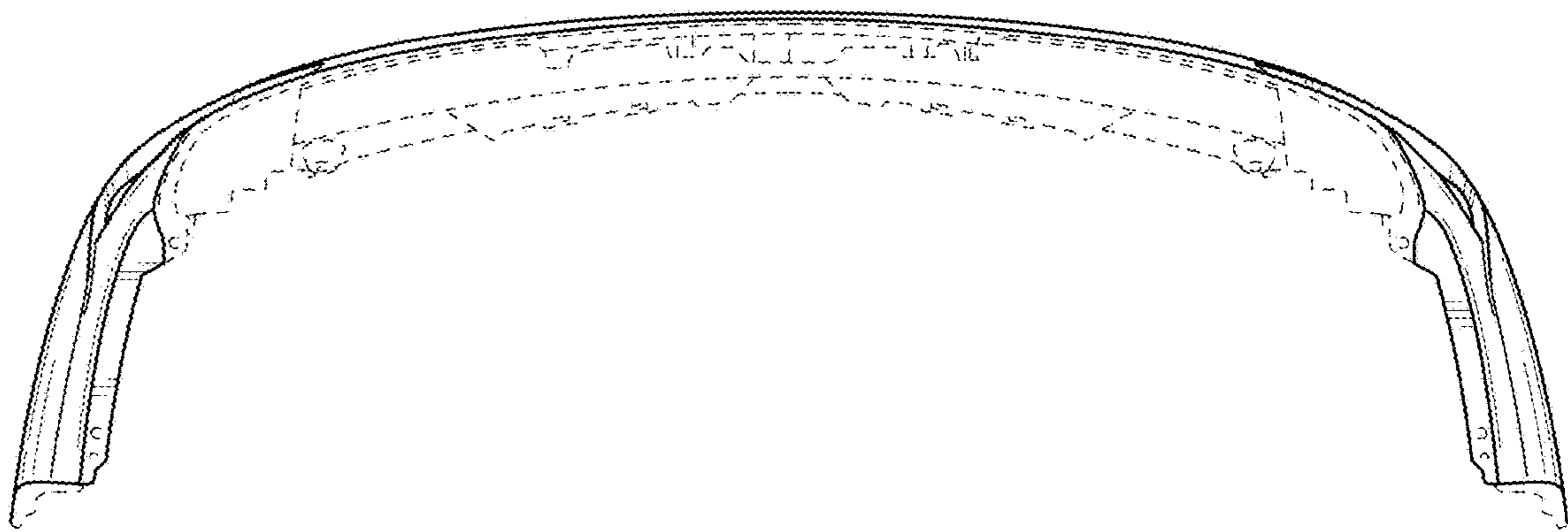


FIG. 5

