



US00D814975S

(12) **United States Design Patent** (10) **Patent No.:** **US D814,975 S**
Stone et al. (45) **Date of Patent:** **** Apr. 10, 2018**

(54) **AUTOMOBILE EXTERIOR**

(56) **References Cited**

(71) Applicants: **Nicolas Ren Stone**, Royal Oak, MI (US); **Rimon Ghobrial**, Auburn Hills, MI (US); **Khashayar Honarkhah**, Bloomfield Hills, MI (US); **Mark C Trostle**, Rochester, MI (US)

U.S. PATENT DOCUMENTS

D414,445 S	9/1999	Dehner et al.	
D510,056 S	9/2005	Hall et al.	
D519,060 S	4/2006	Hall et al.	
D644,960 S *	9/2011	Vardis	D12/92
D645,789 S	9/2011	Vardis et al.	
D645,790 S	9/2011	Vardis et al.	
D652,553 S	1/2012	Vardis et al.	
D680,907 S	4/2013	Vardis et al.	
D684,900 S *	6/2013	Doyle	D12/92
D687,349 S *	8/2013	Krugger	D12/82
D753,551 S *	4/2016	Gale	D12/92
D764,978 S *	8/2016	Stone	D12/92

(72) Inventors: **Nicolas Ren Stone**, Royal Oak, MI (US); **Rimon Ghobrial**, Auburn Hills, MI (US); **Khashayar Honarkhah**, Bloomfield Hills, MI (US); **Mark C Trostle**, Rochester, MI (US)

* cited by examiner

(73) Assignee: **FCA US LLC**, Auburn Hills, MI (US)

Primary Examiner — Melody N Brown

(**) Term: **15 Years**

(74) *Attorney, Agent, or Firm* — Ralph E. Smith

(21) Appl. No.: **29/559,774**

(57) **CLAIM**

(22) Filed: **Apr. 21, 2016**

The ornamental design for an automobile exterior, as shown and described.

DESCRIPTION

Related U.S. Application Data

(62) Division of application No. 29/510,566, filed on Dec. 1, 2014, now Pat. No. Des. 764,978.

FIG. 1 is a front perspective view of an automobile exterior showing our new design;

(51) **LOC (11) Cl.** **12-08**

FIG. 2 is a rear perspective view thereof;

(52) **U.S. Cl.**
USPC **D12/92**

FIG. 3 is a right side view thereof;

(58) **Field of Classification Search**
USPC D12/86, 90-92; D21/421, 433, 434;
296/181.1, 181.5

FIG. 4 is a left side view thereof;

CPC B62D 35/00; B62D 25/00; B62D 25/06;
B62D 25/08; B62D 33/00

FIG. 5 is a front view thereof;


See application file for complete search history.

FIG. 6 is a rear view thereof; and,

FIG. 7 is a top plan view thereof.

It will be understood that the broken lines shown in the drawings illustrate portions of the automobile exterior that form no part of claimed design.

1 Claim, 5 Drawing Sheets



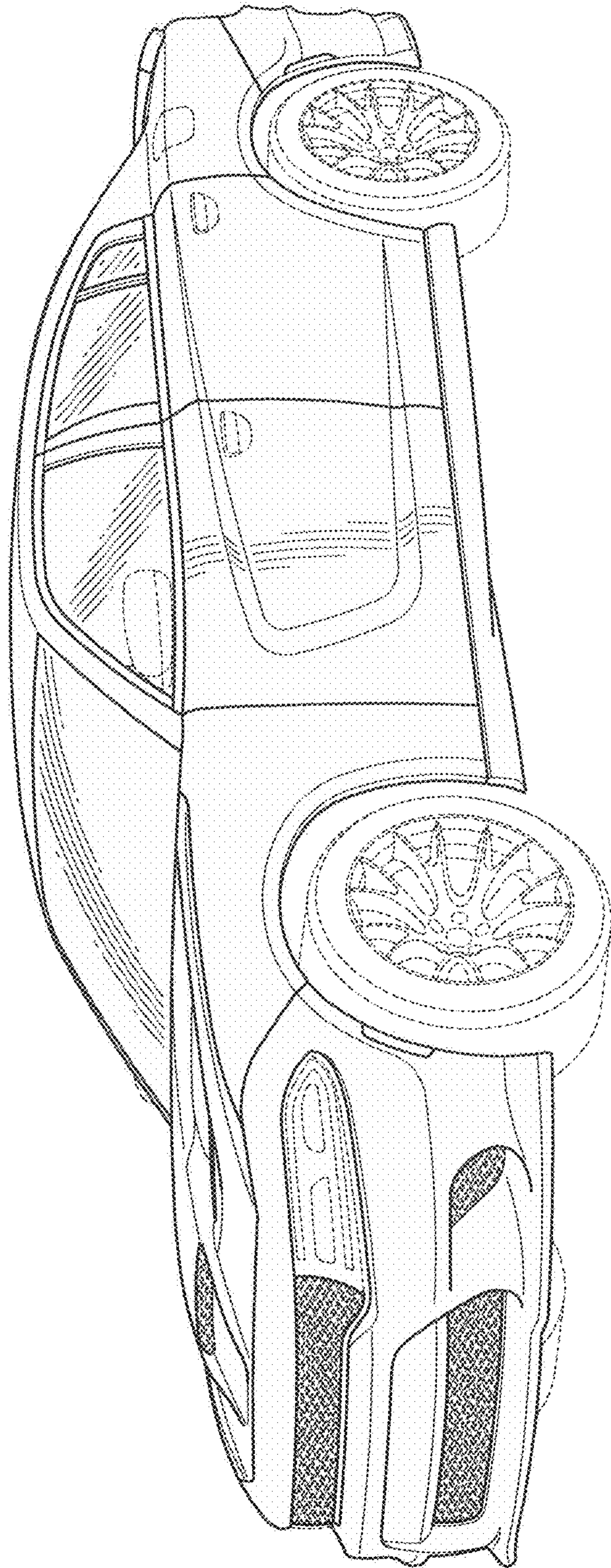


FIG. 1

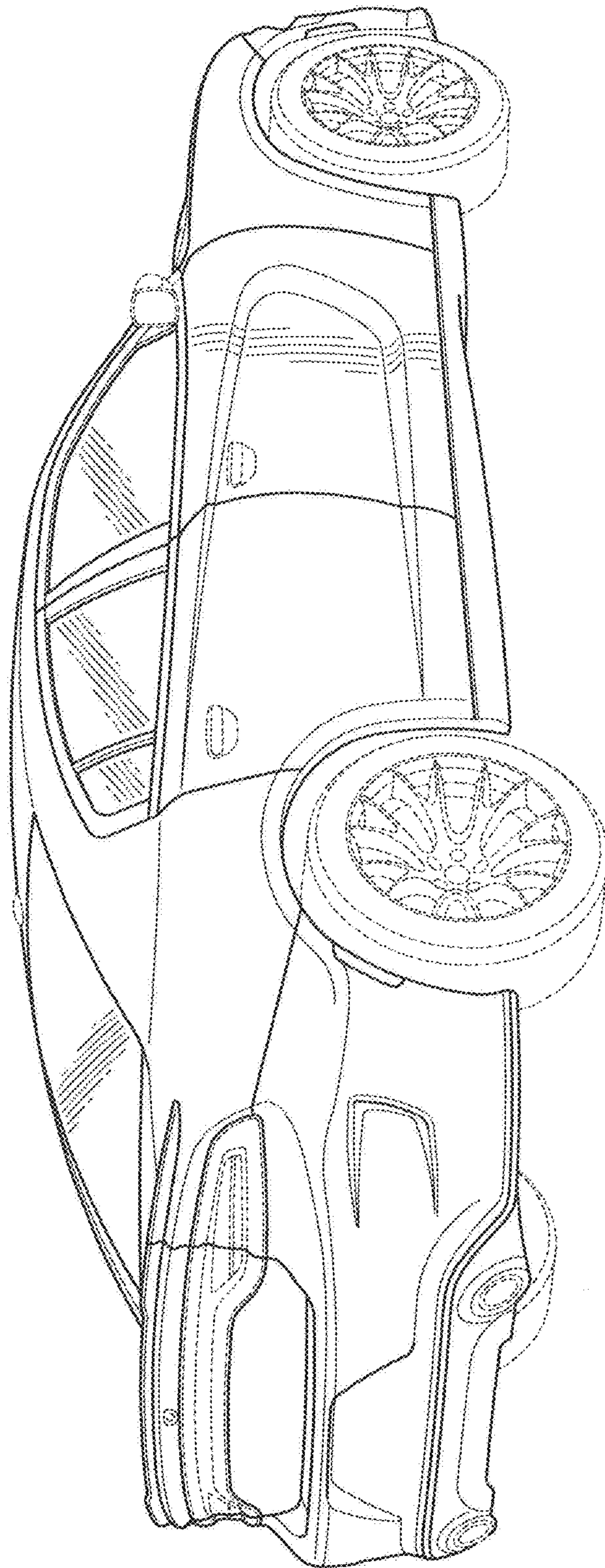


FIG. 2

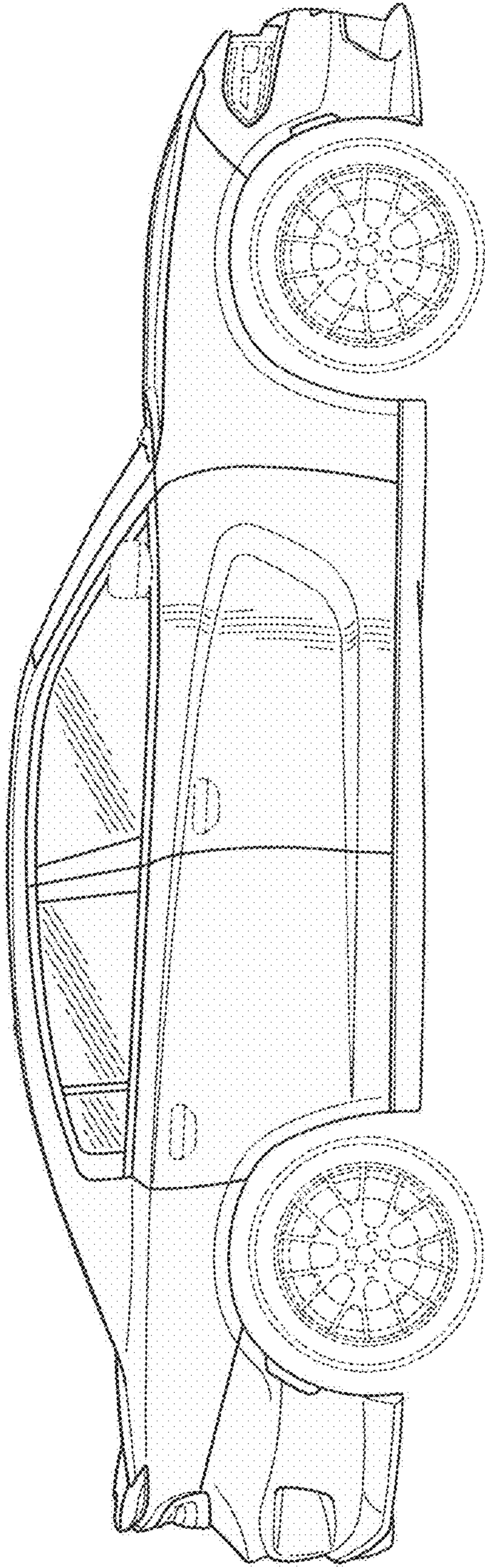


FIG. 3

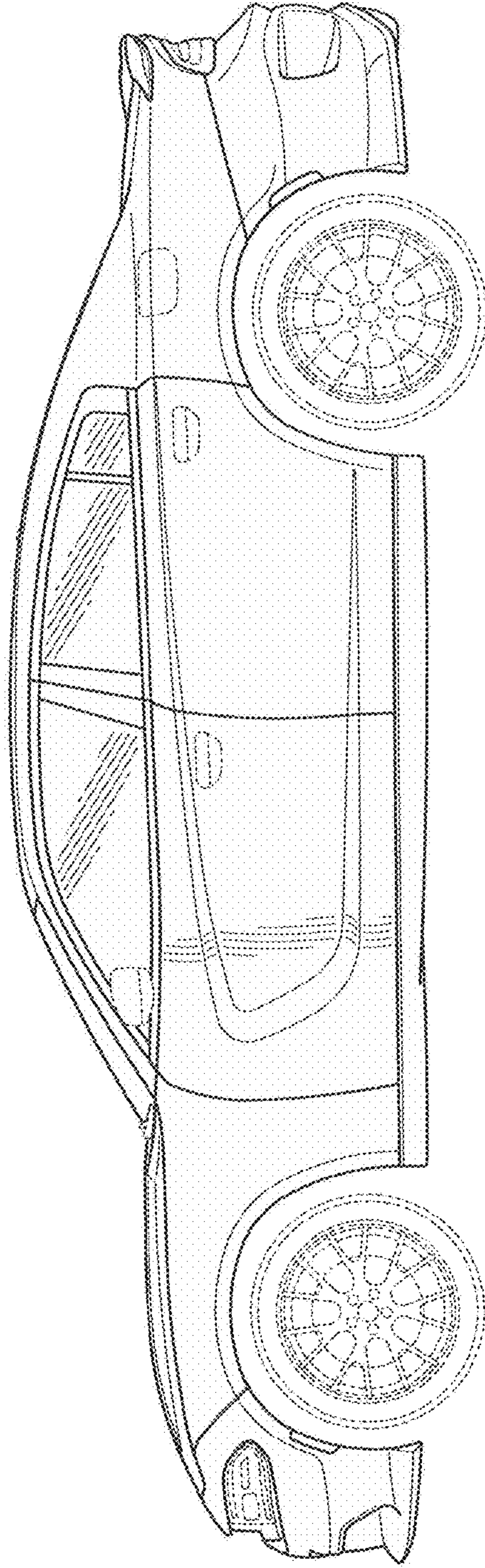


FIG. 4




FIG. 5

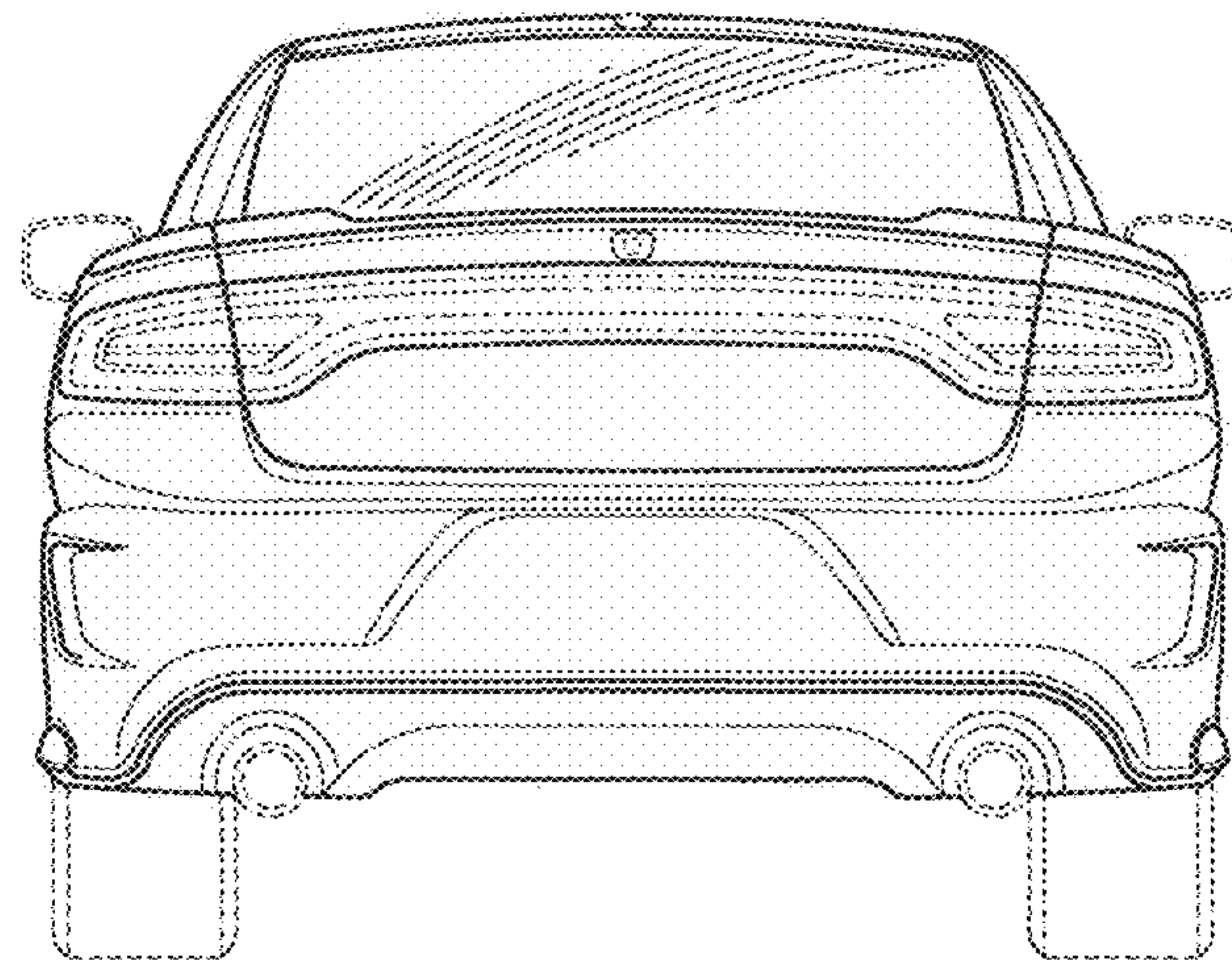


FIG. 6

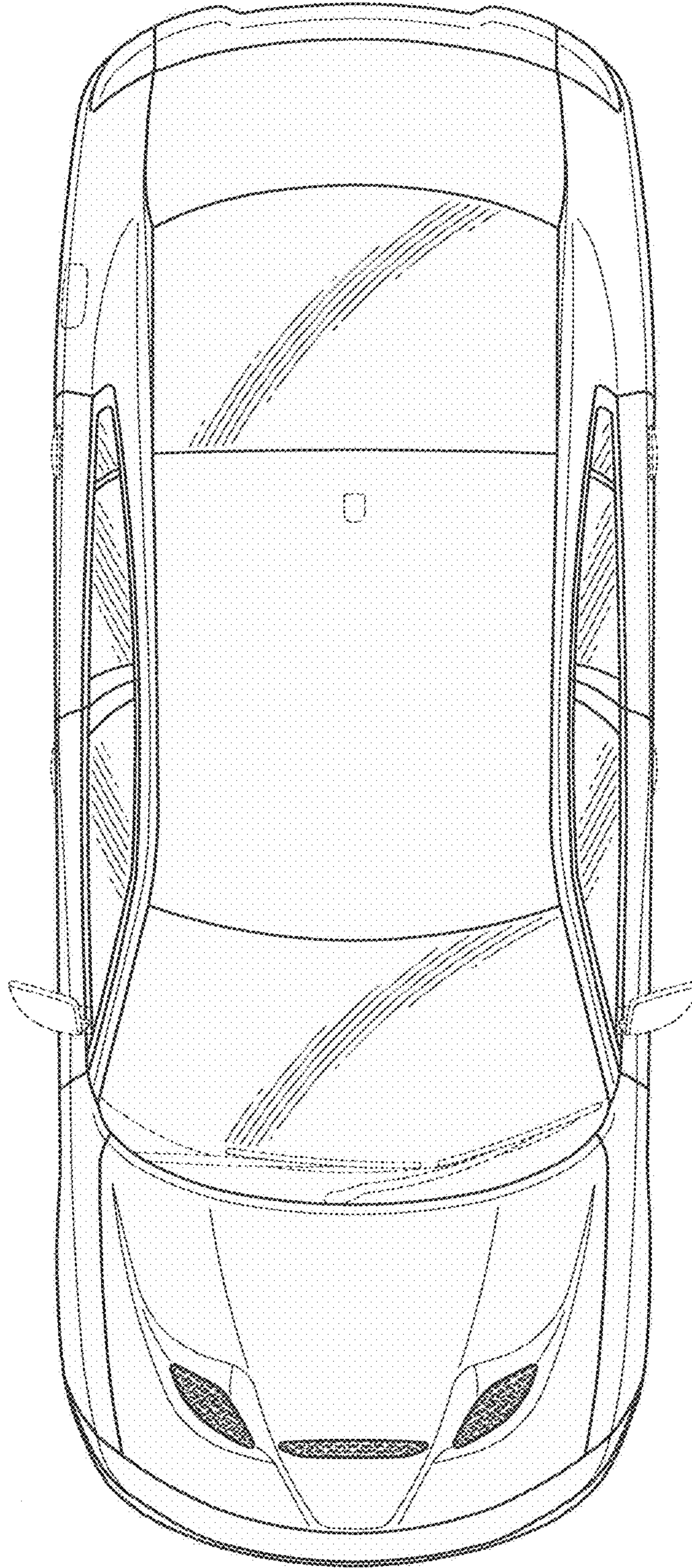


FIG. 7