



US00D814967S

(12) **United States Design Patent**
Itzhak-Sigron et al.

(10) **Patent No.:** **US D814,967 S**
(45) **Date of Patent:** **** Apr. 10, 2018**

(54) **FLOWERPOT**

(71) Applicant: **KETER PLASTIC LTD.**, Herzelyia (IL)

(72) Inventors: **Reut Itzhak-Sigron**, Ein Sarid (IL);
Zvi Zak, Herzliya (IL)

(73) Assignee: **KETER PLASTIC LTD.**, Herzelyia (IL)

(**) Term: **14 Years**

(21) Appl. No.: **29/518,695**

(22) Filed: **Feb. 26, 2015**

(30) **Foreign Application Priority Data**

Aug. 28, 2014 (IL) 55977

(51) **LOC (11) Cl.** **11-02**

(52) **U.S. Cl.**
USPC **D11/152**

(58) **Field of Classification Search**
USPC D6/403–405, 556–558; D11/143–156,
D11/164; D7/545, 584, 587; 47/67;
D5/47

CPC A01G 9/02; A01G 9/021; A01G 9/023;
A01G 9/024; A01G 9/028; A01G 9/04;
A01G 9/042; A01G 9/14

See application file for complete search history.

(56) **References Cited**

U.S. PATENT DOCUMENTS

1,532,750 A * 4/1925 Joha A42B 1/066
2/172
D130,390 S * 11/1941 Tips D11/116
D136,044 S * 7/1943 Becker et al. D5/47
3,910,075 A * 10/1975 Holliday D04B 21/18
66/190

D242,941 S * 1/1977 Nagata 47/66.6
4,057,210 A * 11/1977 Wellman A47F 5/0006
206/820
D256,110 S * 7/1980 Dunbar D11/153
D287,421 S * 12/1986 Scaggs D2/869
5,450,691 A * 9/1995 Christie A01G 9/023
47/66.1
5,645,504 A * 7/1997 Westhoff F16G 1/28
474/250
D383,646 S * 9/1997 Jeppesen D7/543
D393,548 S * 4/1998 Garneau D5/47
D509,106 S * 9/2005 de Groote D7/587
D537,753 S * 3/2007 Belokin D11/145
D565,356 S * 4/2008 Mellen D7/376
D585,786 S * 2/2009 Newman-Schwartz D11/151
D598,323 S * 8/2009 Bradley D11/152
D633,283 S * 3/2011 Choi D2/889
D692,551 S * 10/2013 Wirz D23/366
D729,370 S * 5/2015 Chou D23/366

* cited by examiner

Primary Examiner — Elizabeth Albert

(74) *Attorney, Agent, or Firm* — Vorys, Sater, Seymour & Pease LLP

(57) **CLAIM**

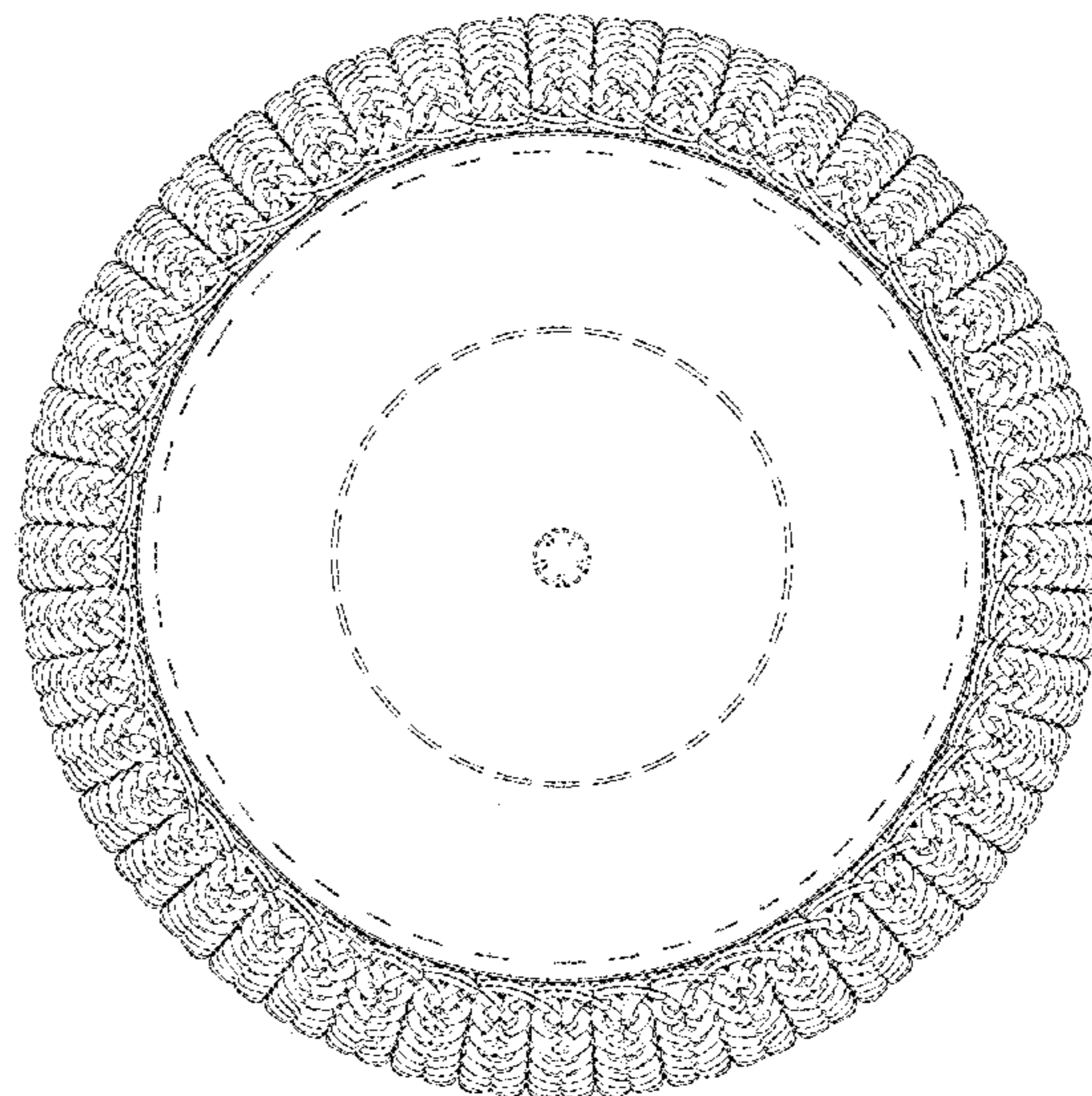
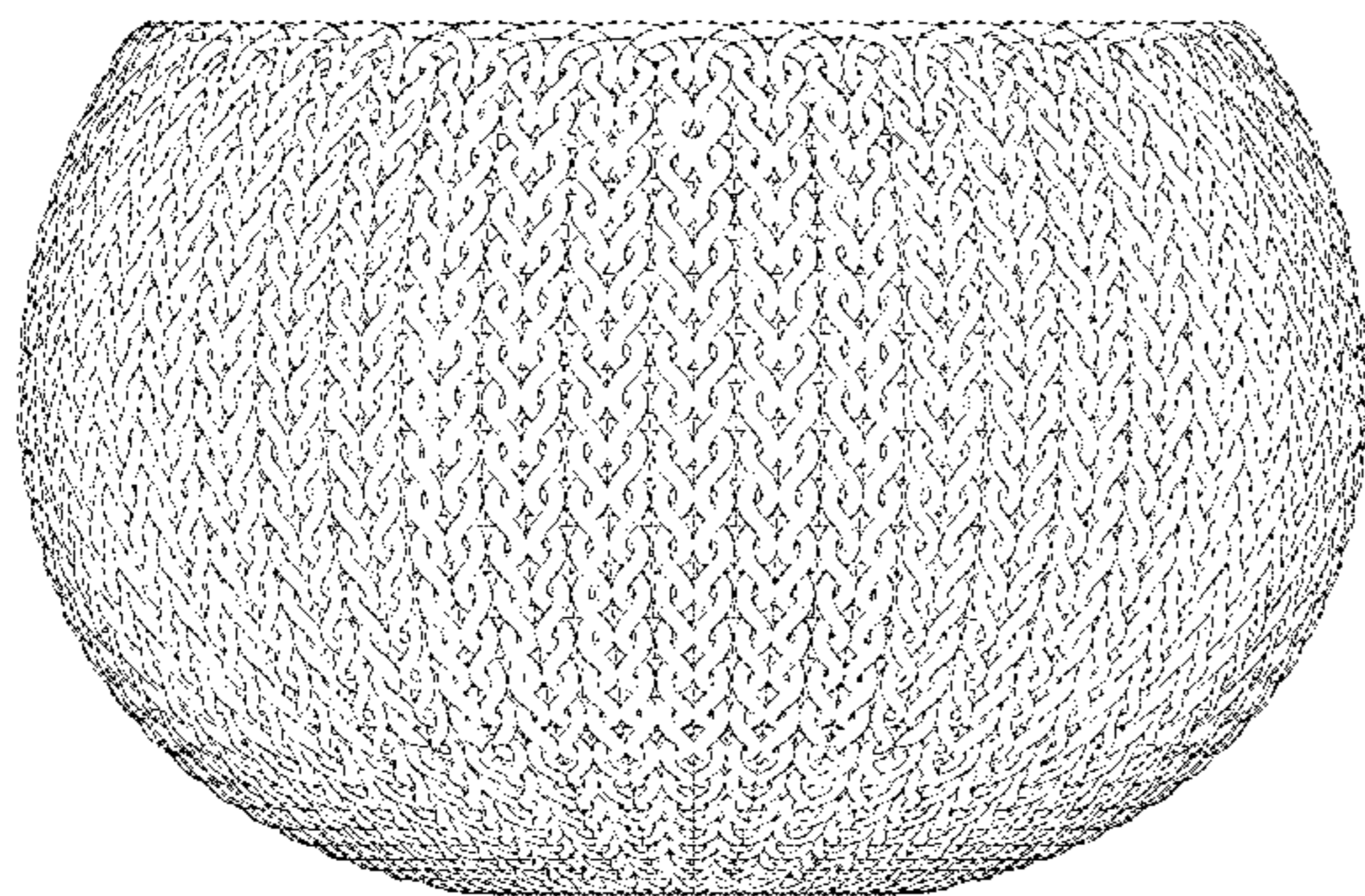
The ornamental design for a flowerpot, as shown and described.

DESCRIPTION

FIG. 1 is a perspective view of a flowerpot;
FIG. 2 is a side view of the flowerpot as seen in FIG. 1, and all other side views are identical;
FIG. 3 is a top plan view of the flowerpot as seen in FIG. 1; and,
FIG. 4 is a bottom plan view of the flowerpot as seen in FIG. 1.

The broken lines in FIGS. 1, 3, and 4 are included to show portions of the flowerpot that form no part of the claimed design.

1 Claim, 4 Drawing Sheets






FIG. 1

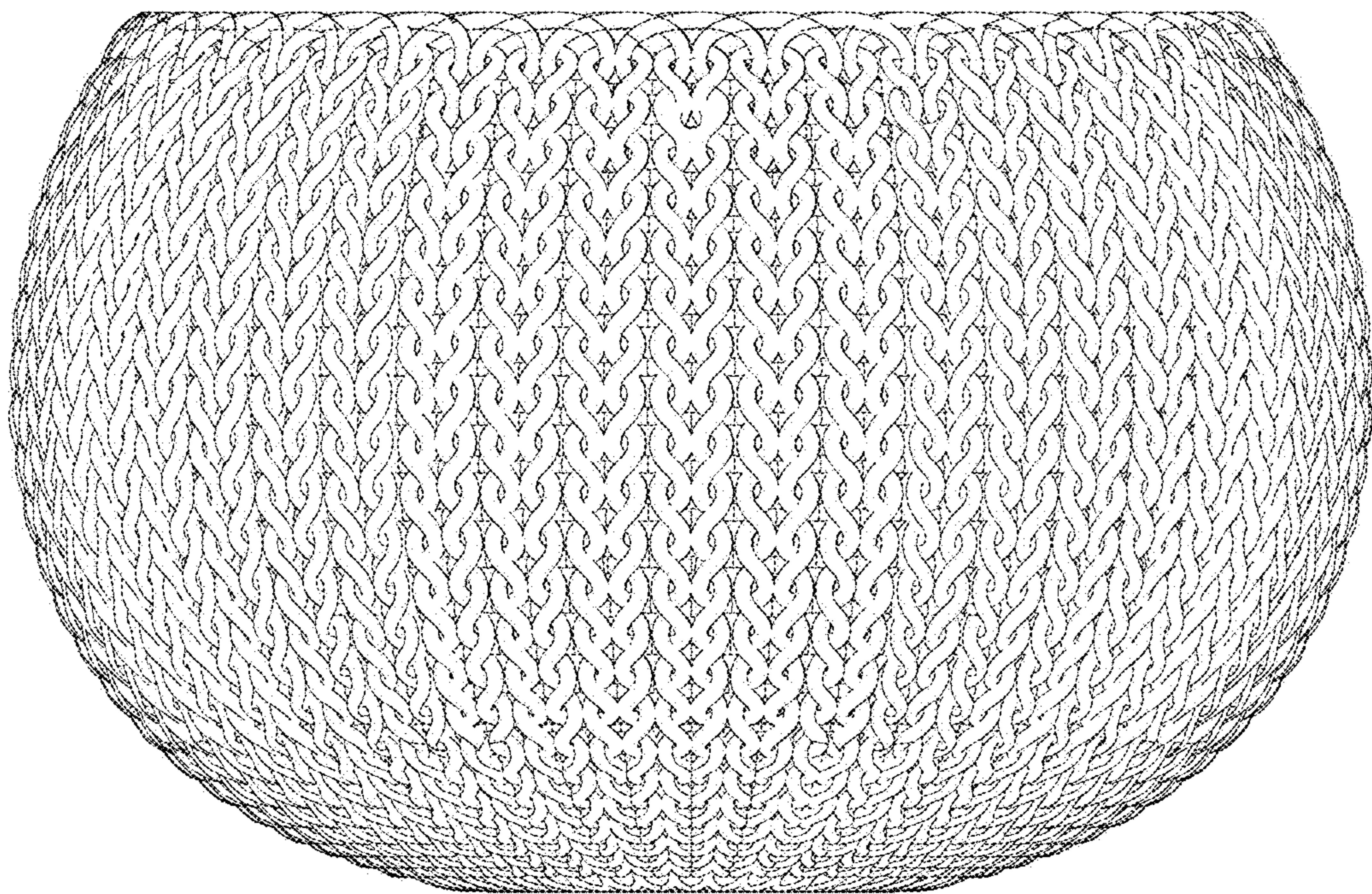


FIG. 2

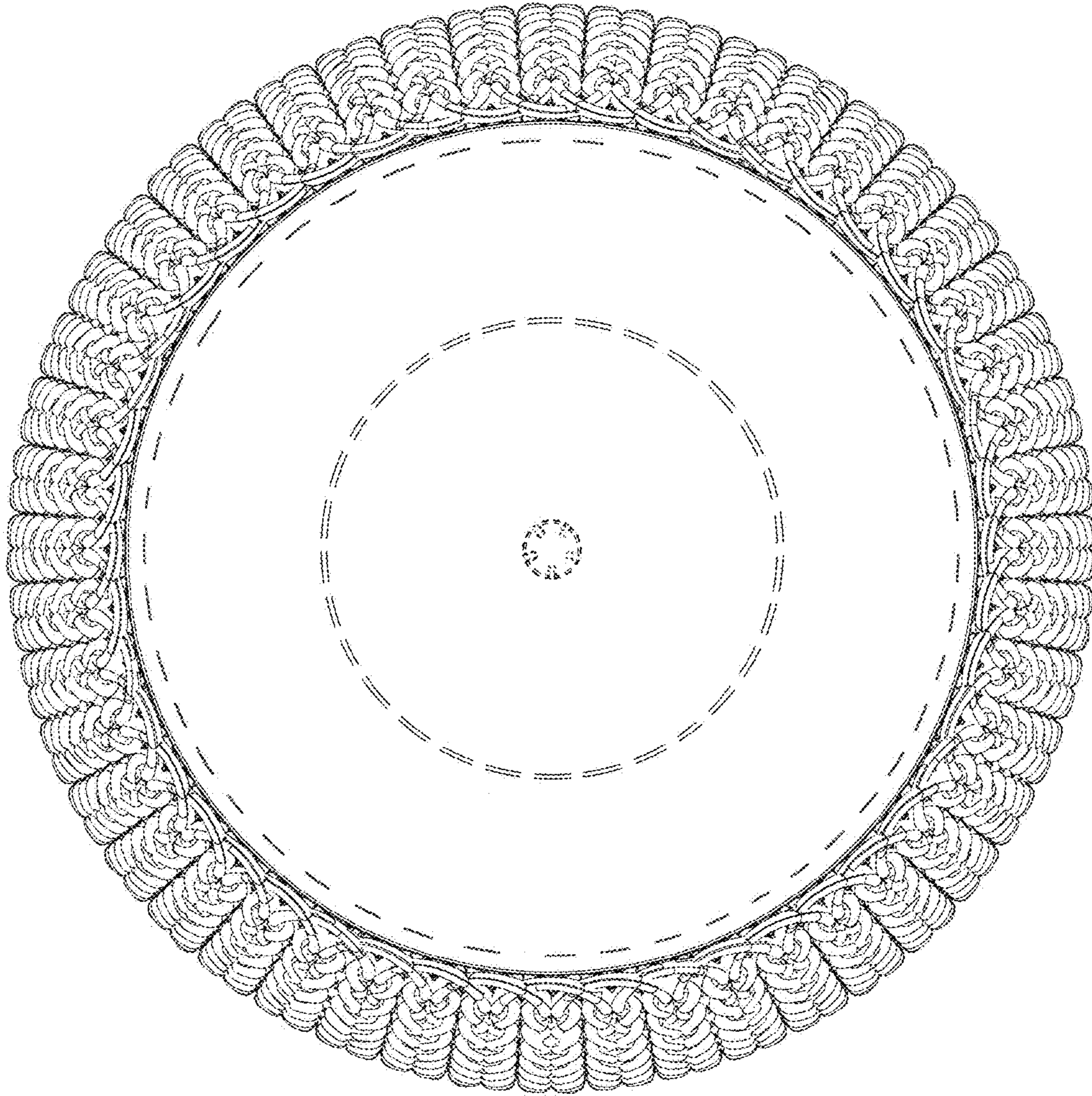


FIG. 3

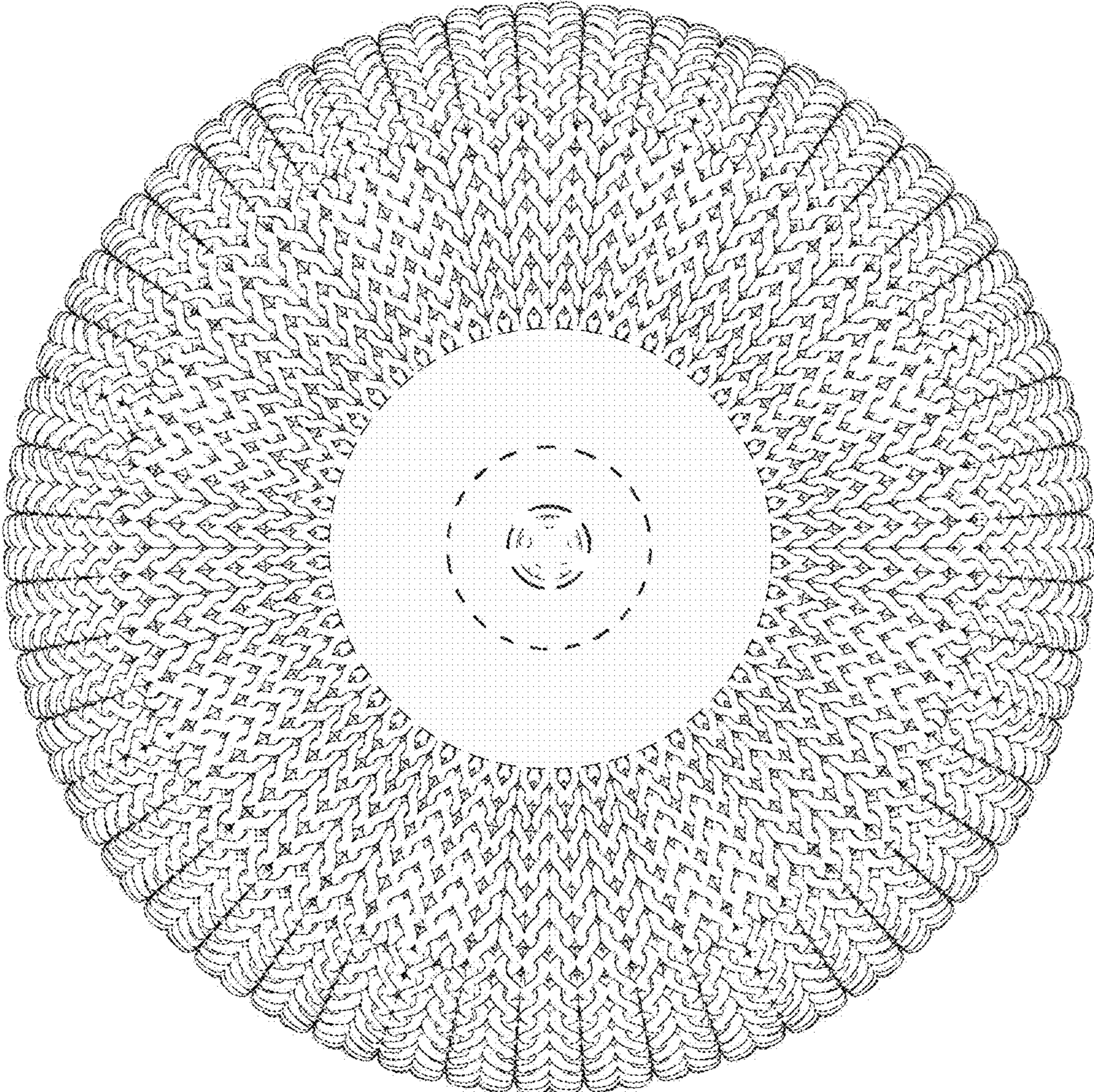


FIG. 4